



# New Jersey Department of Education




## New Jersey State Board of Education

### N.J.A.C. 6A:30, Evaluation of the Performance of School Districts

Division of Field Support and Services

September 4, 2024



# Overview of Presentation



- ❑ A technical update to I&P Indicators 1-7
- ❑ A technical update to Governance Indicator 14
- ❑ Agency Initiated Change: An alternative point distribution for Appendix A, Instruction and Program Indicators 1-6 (ELA, Math, Science Achievement; ELA and Math Progress; Graduation Rate). This alternative equalizes the total point values for Achievement and Progress indicators, in response to concerns expressed by members of the Board at First and Second discussion



# Efforts to Harmonize and Align New Jersey Accountability Systems Agency Initiated Change (AIC), slide 1 of 2



## Technical Update: I&P Indicators 1 – 7

The Department proposes to amend I&P Indicators 1 through 7 to replace “subgroup(s)” with “student group(s)” to align to the terminology used in the New Jersey School Performance Reports as illustrated below. The Department aims to shift to student-centered language to the extent possible in the rule making process.

### Instruction and Program Indicators

The school district is comprised of any composition of:

1. The school district’s ELA achievement score. The score is comprised of the following:
  - Overall performance: The proficiency rate of all students in a school district;
  - **[begin deletion]** Subgroup **[end deletion]** **[begin new]** Student group**[end new]** performance: The proficiency rate of all student **[begin deletion]** subgroups **[end deletion]** **[begin new]** student groups **[end new]**;



# Efforts to Harmonize and Align New Jersey Accountability Systems Agency Initiated Change (AIC), slide 2 of 2



## Technical Update: Governance Indicator 14

The Department proposes to amend Governance Indicator 14 in both Appendices A and B to include the entire requirement at N.J.A.C. 6A:13-2.1(h). The additional language in the indicator will remind school districts of the requirement to employ a certified Student Library Media Specialist (SLMS).

### Governance

14. The district board of education ensures that all students have access to library media services that are connected to classroom studies in each school building, including access to computers; school district-approved instructional software; appropriate books, including novels, anthologies, and other reference materials; and supplemental materials that motivate students to read in and out of school and to conduct research. **[begin new] Each school district shall provide these library-media services under the direction of a certified school library media specialist. [end new]** \* (N.J.A.C. 6A:13-2.1(h))





# Where We've Been: Summary of First and Second Discussion



**Chart A**  
Existing Point Values  
(Achievement and Progress totals are highlighted)

Indicator	K-8	K-12	9-12
ELA Achievement	10	7.5	15
Math Achievement	10	7.5	15
Science Achievement	10	5	0
ELA Academic Progress	10	7.5	0
Math Academic Progress	10	7.5	0
State Graduation Rate	0	15	20
<b>Achievement Total</b>	<b>30</b>	<b>20</b>	<b>30</b>
<b>Progress Total</b>	<b>20</b>	<b>15</b>	<b>0</b>
Graduation Rate Total	0	15	20

**Chart B**  
Point Values at 1<sup>st</sup> and 2<sup>nd</sup> Discussions  
(Achievement and Progress totals are highlighted)

Indicator	K-8	K-12	9-12
ELA Achievement	7.5	5	7.5
Math Achievement	7.5	5	7.5
Science Achievement	5	5	5
ELA Academic Progress	15	10	0
Math Academic Progress	15	10	0
State Graduation Rate	0	15	30
<b>Achievement Total</b>	<b>20</b>	<b>15</b>	<b>20</b>
<b>Progress Total</b>	<b>30</b>	<b>20</b>	<b>0</b>
Graduation Rate Total	0	15	30

# NJDOE Revised Proposal



**Chart B**

**Point Values Presented at 1<sup>st</sup> and 2<sup>nd</sup> Discussions  
(Achievement and Progress totals are highlighted)**

Indicator	K-8	K-12	9-12
ELA Achievement	7.5	5	7.5
Math Achievement	7.5	5	7.5
Science Achievement	5	5	5
ELA Academic Progress	15	10	0
Math Academic Progress	15	10	0
State Graduation Rate	0	15	30
<b>Achievement Total</b>	<b>20</b>	<b>15</b>	<b>20</b>
<b>Progress Total</b>	<b>30</b>	<b>20</b>	<b>0</b>
Graduation Rate Total	0	15	30

**Chart C**

**NJDOE Revised Proposal  
(Achievement and progress totals are highlighted;  
revised point values are also highlighted)**

Indicator	K-8	K-12	9-12
ELA Achievement	10	7	10
Math Achievement	10	7	10
Science Achievement	5	3.5	5
ELA Academic Progress	12.5	8.75	0
Math Academic Progress	12.5	8.75	0
State Graduation Rate	0	15	25
<b>Achievement Total</b>	<b>25</b>	<b>17.5</b>	<b>25</b>
<b>Progress Total</b>	<b>25</b>	<b>17.5</b>	<b>0</b>
Graduation Rate Total	0	15	25



# NJDOE Revised Proposal vs Current Code (Changes Highlighted)



**Chart A**  
Existing Point Values

Indicator	K-8	K-12	9-12
ELA Achievement	10	7.5	15
Math Achievement	10	7.5	15
Science Achievement	10	5	0
ELA Academic Progress	10	7.5	0
Math Academic Progress	10	7.5	0
State Graduation Rate	0	15	20
Achievement Total	30	20	30
Progress Total	20	15	0
Graduation Rate Total	0	15	20

**Chart C**  
NJDOE Revised Proposal  
(revised point values are highlighted)

Indicator	K-8	K-12	9-12
ELA Achievement	10	7	10
Math Achievement	10	7	10
Science Achievement	5	3.5	5
ELA Academic Progress	12.5	8.75	0
Math Academic Progress	12.5	8.75	0
State Graduation Rate	0	15	25
Achievement Total	25	17.5	25
Progress Total	25	17.5	0
Graduation Rate Total	0	15	25



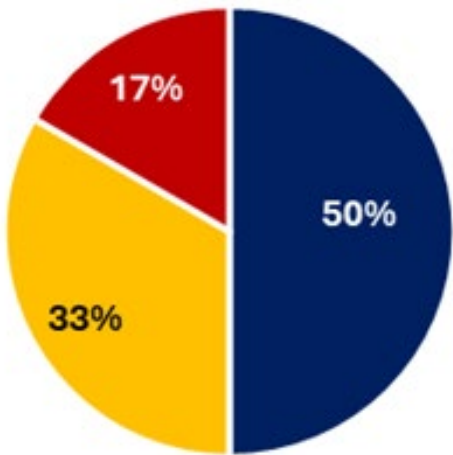
# Point values at Appendix A, I&P DPR K-8 School Districts



274 K- 8 School Districts undergo NJQSAC Comprehensive Review

Existing Point Values

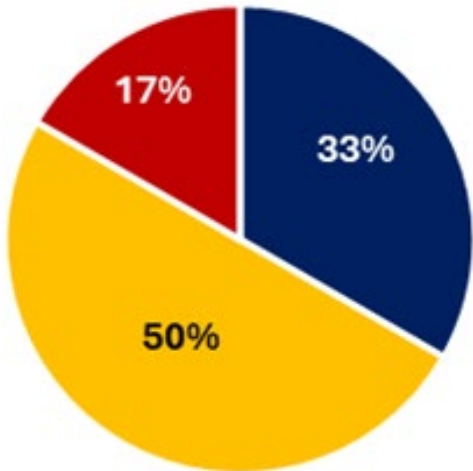
K-8



- ELA, Mathematics and Science Achievement
- ELA and Math Growth
- Graduation Rate
- School Quality

Point Values Presented at 1<sup>st</sup> and 2<sup>nd</sup> Discussions

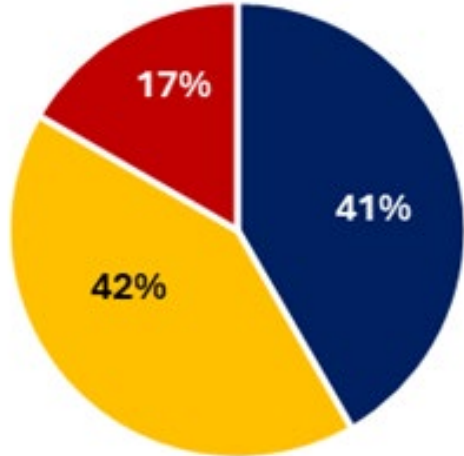
K-8



- ELA, Mathematics and Science Achievement
- ELA and Math Growth
- Graduation Rate
- School Quality

NJDOE Revised Proposal

K-8



- ELA, Mathematics and Science Achievement
- ELA and Math Growth
- Graduation Rate
- School Quality







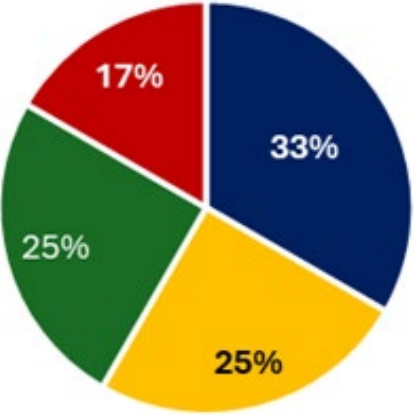
# Point values at Appendix A, I&P DPR K-12 School Districts



236 K- 12 School Districts undergo NJQSAC Comprehensive Review

Existing Indicators & Point Values

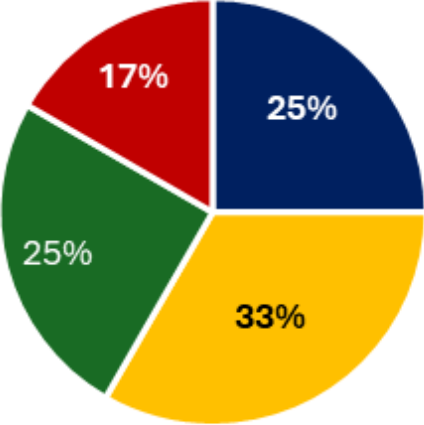
K-12



- ELA, Mathematics and Science Achievement
- ELA and Math Growth
- Graduation Rate
- School Quality

Point Values Presented at 1<sup>st</sup> and 2<sup>nd</sup> Discussions

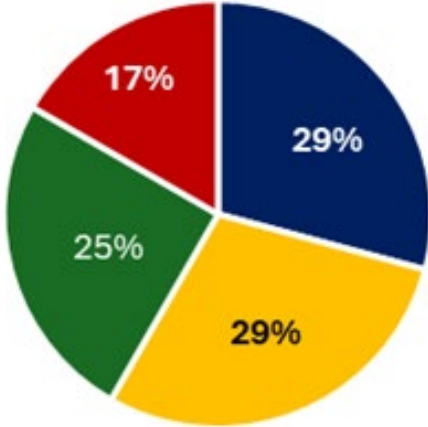
K-12



- ELA, Mathematics and Science Achievement
- ELA and Math Growth
- Graduation Rate
- School Quality

NJDOE Revised Proposal

K-12



- ELA, Mathematics and Science Achievement
- ELA and Math Growth
- Graduation Rate
- School Quality



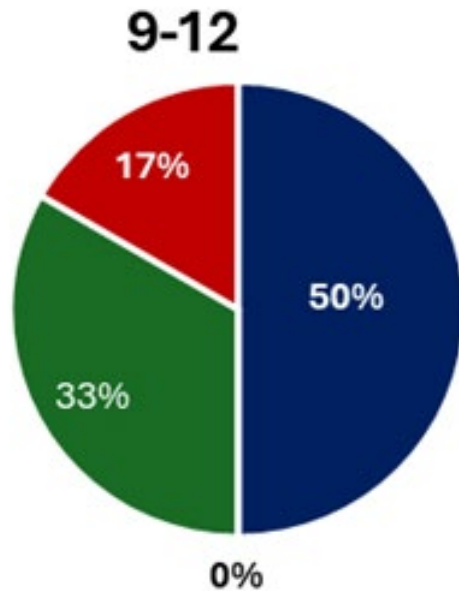


# Point values at Appendix A, I&P DPR 9-12 School Districts



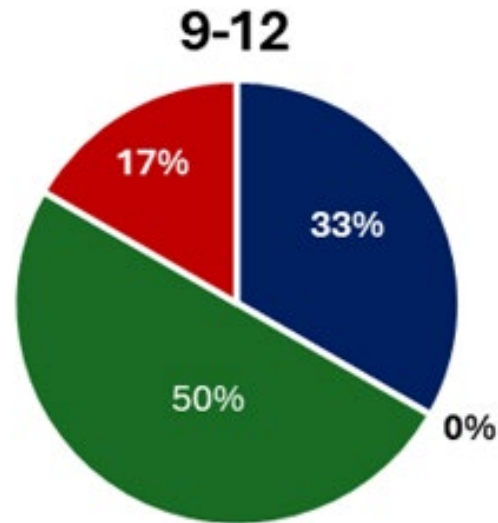
51 9-12 School Districts undergo NJQSAC Comprehensive Review

Existing Point Values



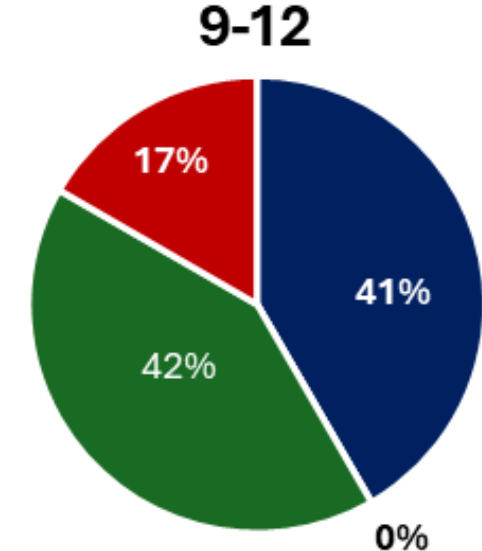
- ELA, Mathematics and Science Achievement
- ELA and Math Growth
- Graduation Rate
- School Quality

Point Values Presented at 1<sup>st</sup> and 2<sup>nd</sup> Discussions



- ELA, Mathematics and Science Achievement
- ELA and Math Growth
- Graduation Rate
- School Quality

NJDOE Revised Proposal



- ELA, Mathematics and Science Achievement
- ELA and Math Growth
- Graduation Rate
- School Quality



# Public Comment and Response



The Department received public comment from 18 commenters since second discussion at the August 6, 2024 State Board of Education meeting.

# Thank You!



@NewJerseyDOE



New Jersey Department of Education:  
[nj.gov/education](https://nj.gov/education)

@newjerseydoe



New Jersey Department  
of Education



New Jersey Department  
of Education



New Jersey Department  
of Education



@newjerseydoe

