

Variant Surveillance– Cumulative Summary

Lineage (<i>WHO Classification</i>)	Proportion of Variant Sequenced from Dec 20, 2020 (%)	Proportion of Variant Sequenced in last 4 weeks (%)
Variant of Concern		
BA.1.1.529 (Omicron)[#]	8.8%	0.7%
BA.1.1 (Omicron)	6.8%	7.9%
BA.2 (Omicron)^{&}	9.8%	88.6%
BA.2.12.1 (Omicron)	0.2%	2.7%
Variants Being Monitored (VBM)[*]		
B.1.617.2 (Delta)[§]	41.7%	0.0%
AY.2 (Delta)	0.0%	0.0%
AY.1 (Delta)	0.0%	0.0%
B.1.1.7 (Alpha)	12.9%	0.0%
B.1.351 (Beta)	0.0%	0.0%
P.1 (Gamma)	0.8%	0.0%
B.1.427, B.1.429 (Epsilon)	0.4%	0.0%
P.2 (Zeta)	0.0%	0.0%
B.1.525 (Eta)	0.1%	0.0%
B.1.526 (Iota)	8.0%	0.0%
B.1.526.1	1.1%	0.0%
B.1.617	0.0%	0.0%
B.1.617.1 (Kappa)	0.0%	0.0%
B.1.621, B.1.621.1 (Mu)	0.3%	0.0%
Other Lineages	8.9%	0.0%
Total Number of Specimens Sequenced**	43683	3402

Omicron B.1.1.529 includes BA.1 and all its sublineages (except BA.1.1 and its sublineages)

& Omicron BA.2 includes all sublineages except BA.2.12.1

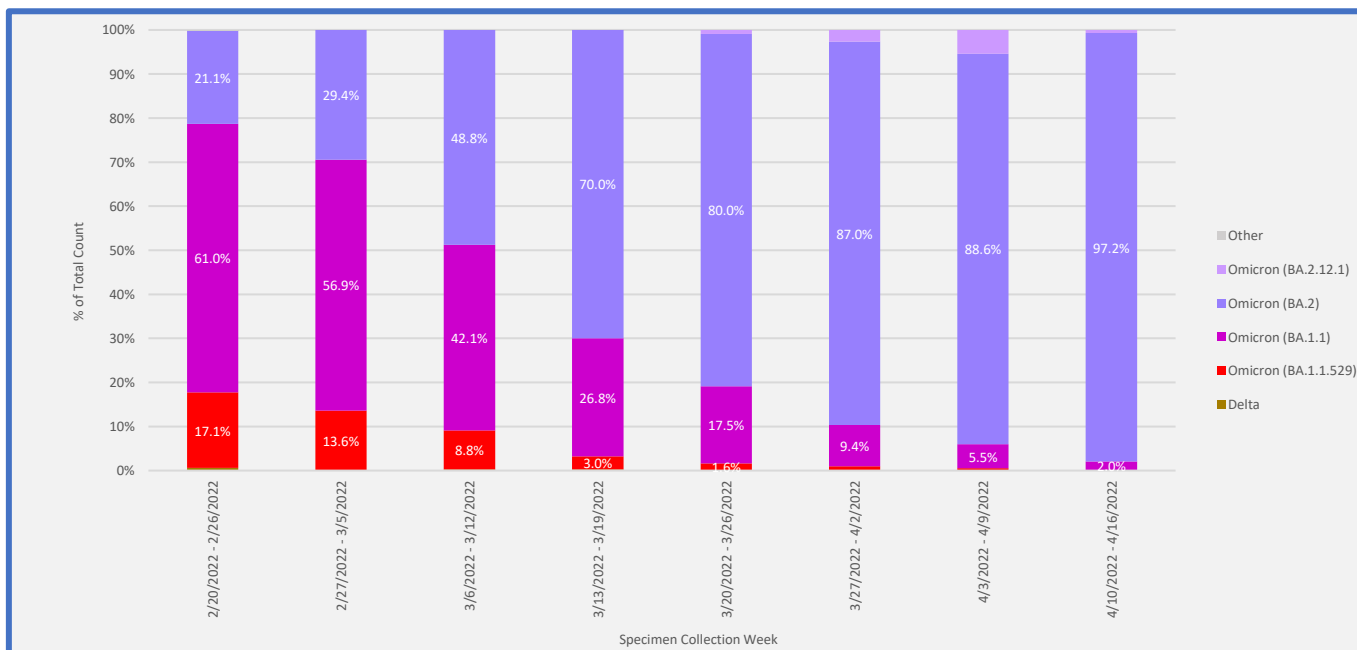
§ Delta includes B.1.617.2 and all AY variants.

* Variant of Interest or Concern were downgraded to this list with significant reduction in its proportions and evidence the variant does not pose a significant public health risk.

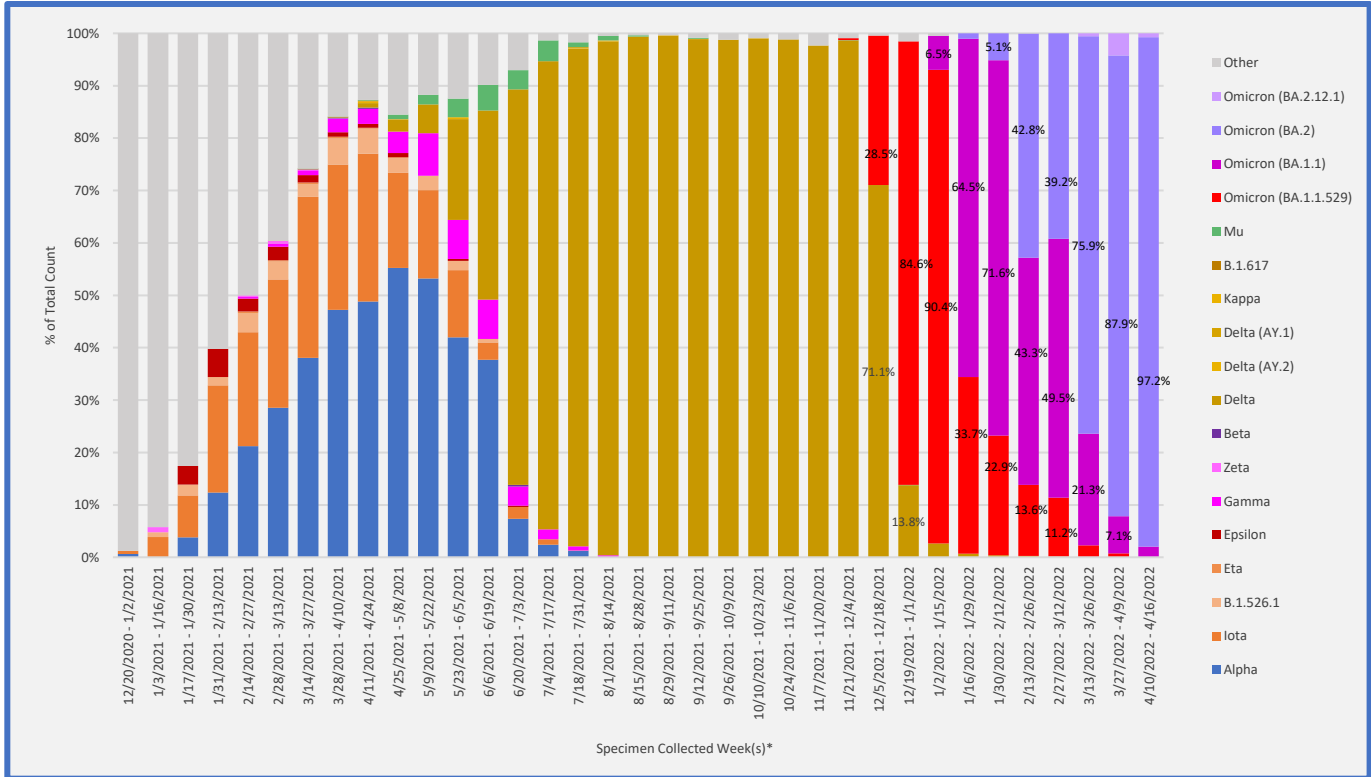
**Includes sequencing results reported by Commercial Labs (LabCorp, Aegis Sciences Corporation, Helix, Infinity Biologix and Quest Diagnostics) and the State Public Health Lab that have been submitted for surveillance purposes.

For CDC definitions of variant of concern and variant of interest visit: <https://www.cdc.gov/coronavirus/2019-ncov/cases-updates/variant-surveillance/variant-info.html#Concern>

COVID-19 Variant Surveillance by Week of Specimen Collection - Previous 8 Week Summary



COVID-19 Variant Surveillance by Specimen Collected Week- Cumulative Summary



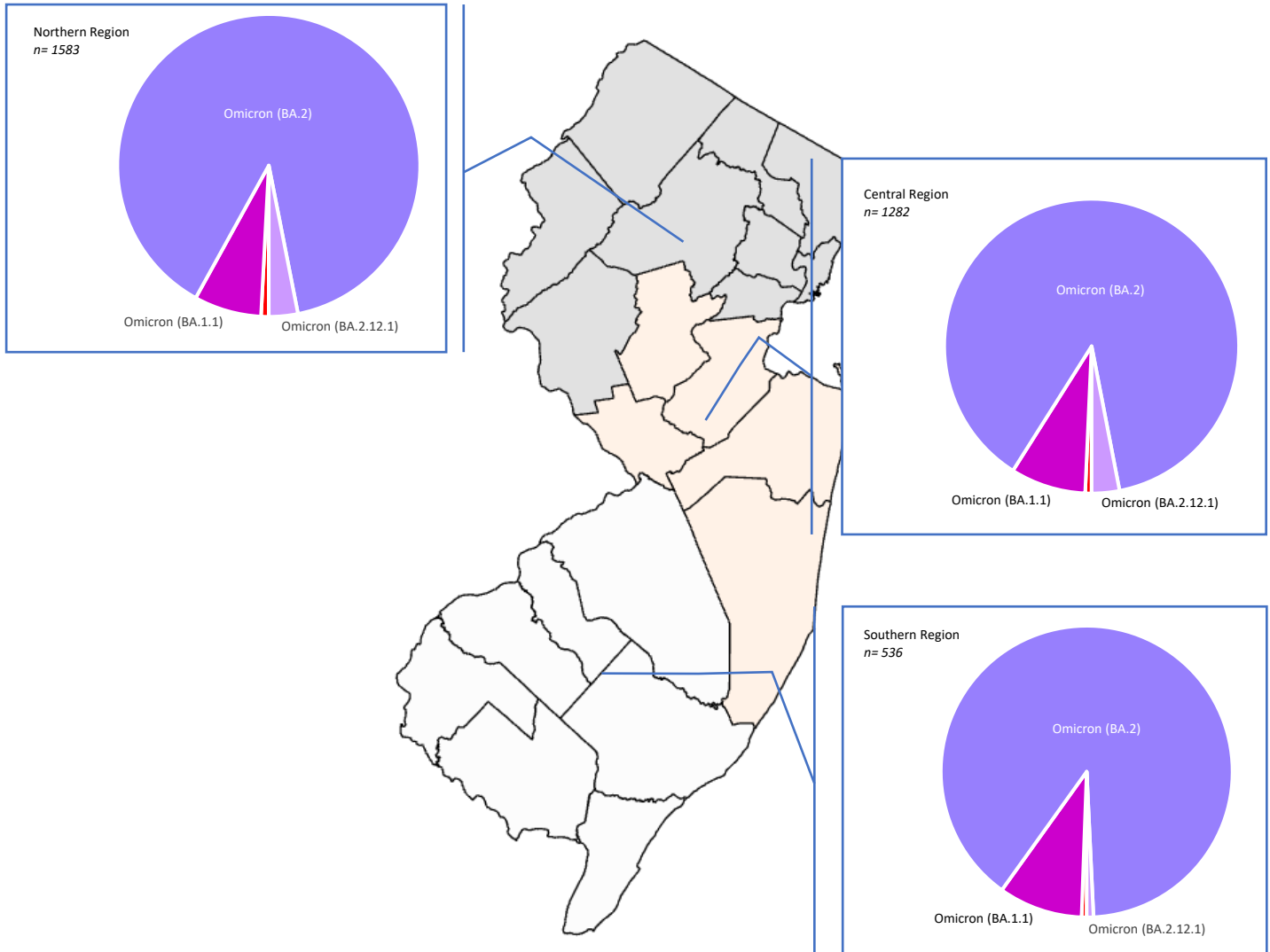
Percentages represent the proportion found in the specified variant lineage. "Other" represents 168 additional lineages which include other COVID-19 variants not classified as variants of concern or variants of interest.

* Specimens collected 4/10/2022 – 4/16/2022 reflects data for 1 week with a total of 831 specimens.

Variant Details

WHO Label	Pango Lineage	First Detected	CDC Variant Classification	CDC Date of Designation
Alpha	B.1.1.7	United Kingdom	Variants Being Monitored (VBM)	September 12, 2021
Beta	B.1.351	South Africa	Variants Being Monitored (VBM)	September 12, 2021
Delta	B.1.617.2, AY.1 – AY.122	India	Variants Being Monitored (VBM)	April, 2022
Gamma	P.1	Brazil	Variants Being Monitored (VBM)	September 12, 2021
Epsilon	B.1.427, B.1.429	USA-California	Variants Being Monitored (VBM)	September 12, 2021
Eta	B.1.525	USA-New York	Variants Being Monitored (VBM)	September 12, 2021
Iota	B.1.526	USA-New York	Variants Being Monitored (VBM)	September 12, 2021
N/A	B.1.526.1	USA-New York	Variants Being Monitored (VBM)	September 12, 2021
Zeta	P.2	Brazil	Variants Being Monitored (VBM)	September 12, 2021
N/A	B.1.617	India	Variants Being Monitored (VBM)	September 12, 2021
Kappa	B.1.617.1	India	Variants Being Monitored (VBM)	September 12, 2021
Mu	B.1.621, B.1.621.1	Columbia	Variants Being Monitored (VBM)	September 12, 2021
Omicron	B.1.1.529, BA.1, BA.1.1, BA.2	South Africa	Variant of Concern (VOC)	November, 2021

COVID-19 Variant Surveillance by State Region- Previous 4 weeks Summary*



*Each regional chart represents the proportion of the specified variant lineage and is based on sequencing results from the 4 weeks prior to the week of April 16, 2022. There is an approximately 14-24-day time lag between specimen collection and report of sequencing results to NJDOH. "Other" represents additional lineages which include other COVID-19 variants not classified as variants of concern or variants of interest.

Includes all sequencing results reported by Commercial Labs (LabCorp, Aegis Sciences Corporation, Helix, Infinity Biologix and Quest Diagnostics) and the State Public Health Lab that have been submitted for surveillance purposes.

Data reported is based on a subset of sampled specimens from NJ residents sequenced for COVID-19 variant surveillance.