




COVID-19 Activity Level Report

New Jersey Department of Health
Communicable Disease Service

Week ending December 5, 2020 (MMWR week 49)¹

COVID-19 Statewide Activity Level Timeline



■ Low
 ■ Moderate
 ■ High
 ■ Very High







Region ²	Current Activity Level
Northwest	HIGH
Northeast	HIGH
Central West	HIGH
Central East	HIGH
Southwest	HIGH
Southeast	HIGH
STATEWIDE	HIGH

COVID-19 Activity Level Index (CALI)

	Case Rate ³	Percent CLI ⁴	Percent Positivity ⁵	CALI Score ⁶
Northwest	49.51 ○	8.06 ○	12.63 ○	3
Northeast	45.86 ○	7.88 ○	11.74 ○	3
Central West	34.57 ○	6.61 ○	9.94 ○	3
Central East	46.02 ○	7.00 ○	11.48 ○	3
Southwest	57.37 ○	8.03 ○	14.06 ○	3
Southeast	38.57 ○	3.78 ○	12.86 ○	3
STATEWIDE				3

Footnotes:

1. The Morbidity and Mortality Weekly Report (MMWR) week is the week of the epidemiologic year used by the Centers for Disease Control and Prevention (CDC) for disease reporting. is assigned by the reporting local or state health department for the purposes of MMWR disease incidence reporting and publishing. MMWR weeks begin on a Sunday and end on a Saturday and are assigned a numeric value ranging from 1 to 53, although most years consist of 52 weeks. Week ending dates and associated MMWR weeks can be found at: <http://www.nj.gov/health/cd/documents/flu/mmw weeks.pdf>
2. The following is a breakdown of counties contained within each public health region: Northwest: Morris, Passaic, Sussex, Warren; Northeast: Bergen, Essex, Hudson; Central West: Hunterdon, Mercer, Somerset; Central East: Middlesex, Monmouth, Ocean, Union; South West: Burlington, Camden, Gloucester, Salem; South East: Atlantic, Cape May, Cumberland.
3. Case rate (per 100,000) is calculated as a proportion of the population — specifically, daily new COVID cases for every 100,000 people. Real-time polymerase chain reaction (PCR) results for COVID-19 are obtained from electronic laboratory transmission submitted by acute care, commercial and public health laboratories to CDRSS. Case rate is monitored as a 7-day average by the first positive specimen collection date – this is the date a patient’s specimen is collected. Should a patient have more than one positive specimen, only the first one is included.
4. COVID-like illness (CLI) is defined as fever and cough or dyspnea (shortness of breath, difficulty breathing, etc.) or the presence of coronavirus diagnosis codes. With the intention to focus on CLI rather than Influenza-like illness the diagnosis of another specified respiratory pathogen (influenza, parainfluenza and RSV) is excluded. Percent daily visits associated with CLI from emergency department data is collected via EpiCenter (i.e. NJDOH syndromic surveillance). CLI is monitored as a 7-day weekly average.
5. Percent positivity is the percentage of total positive COVID-19 PCR tests out of all COVID-19 PCR tests performed. Percent positivity is monitored as a 7-day average.
6. The COVID-19 Activity Level Index (CALI) Score is calculated as described below:
 - a. In each region, each indicator is assigned a value based on the activity range it falls into. Activity thresholds and values for each indicator are defined in Table 1 below.
 - b. Next, the values are averaged together. This rounded average gives the CALI Score which corresponds to the final activity level (Table 2).
 - c. The statewide activity level is calculated by averaging the CALI Scores for the 6 regions.

Table 1: COVID-19 Activity Level Index (CALI) ^{6a}					Table 2: COVID-19 Activity Level Index (CALI) ^{6b}		
	Value	Case Rate ³	Percent CLI ⁴	Percent Positivity ⁵	Legend	Final Activity Level	CALI Score
Low	1	< 1	< 1.68%	< 3 %		Low	1
Moderate	2	1-10	1.68 - 5.51%	3-10 %		Moderate	2
High	3	10.01-25	5.52 - 13.08%	10.01-20 %		High	3
Very High	4	> 25	> 13.08%	> 20%		Very High	4

Activity thresholds are adapted from:

- The U.S. Influenza Surveillance System Methods: <https://www.cdc.gov/flu/weekly/overview.htm>
- CDC COVID-View: <https://www.cdc.gov/coronavirus/2019-ncov/covid-data/covidview/index.html>
- COVID-Act Now: <https://covidactnow.org/?s=856166>

For more information on how to protect yourself from COVID-19, see <https://covid19.nj.gov/>.