

Highlights:

- **Six additional mosquito pools tested positive for West Nile Virus (WNV) since last week's report. Nineteen mosquitos have tested positive to date in 2026 from nine counties.**
- **The average number of Culex mosquitoes, which are associated with WNV transmission, was highest in Hudson and Union counties.**
- **There have been no human or animal cases of WNV in 2026. There have been no human, animal, or mosquito detections of Eastern equine encephalitis (EEE) or Jamestown Canyon virus (JCV) in 2026.**
- **The number of Lyme disease cases this week increased and is level with historical averages.**
- **The number of tick-related emergency department visits decreased this week but remains above historical averages.**

Human Vector-borne Disease Cases

N.J.A.C. 8:57 mandates public health reporting of communicable diseases. 2026 data reflect cases that have been approved by NJDOH and do not include cases under investigation. Due to the time needed for public health investigation, the number of tickborne diseases (except for Lyme disease) may be significantly lower than actual counts and should be interpreted with caution. All 2026 numbers are preliminary and subject to change. Some cases are considered "presumptive positive" and are pending additional testing. Case counts for 2025 reflect the annual total for that year.

Mosquito-borne Diseases	2026		2025		Tickborne Diseases/Conditions	2026		2025	
	2026	2025	2026	2025		2026	2025	2026	2025
Chikungunya	1	10	136	506	Alpha-Gal Syndrome	136	506		
Dengue	3	14	64	311	Anaplasmosis	64	311		
Malaria	34	89	24	372	Babesiosis	24	372		
West Nile	-	23	17	98	Ehrlichiosis	17	98		
Eastern Equine Encephalitis	-	-	1	14	Hard Tick Relapsing Fever	1	14		
Jamestown Canyon	-	-	2486	6597	Lyme Disease	2486	6597		
Zika	-	-	-	2	Powassan	-	2		
			2	25	Spotted Fever Group Rickettsioses	2	25		
			-	1	Tularemia	-	1		

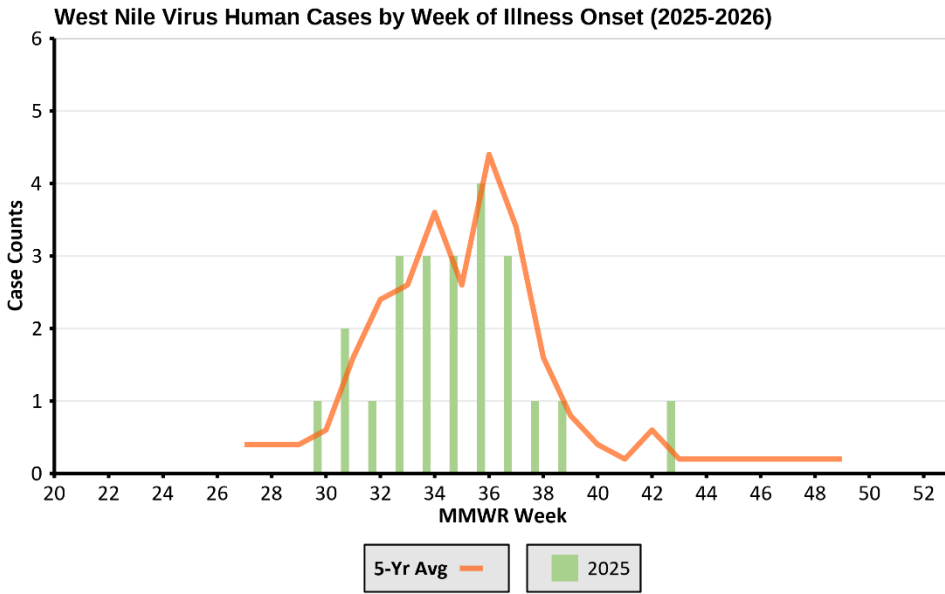
Mosquito-borne Disease Activity

The New Jersey Department of Health Public Health and Environmental Laboratories (PHEL) and the Cape May County Department of Mosquito Control Bio-safety Level 3 Laboratory (CMBSL3) perform arboviral testing on mosquito pools collected by county mosquito control agencies throughout NJ.

Test results may be incomplete as counties submit pools for testing on specific weekdays. Data reflects test results downloaded from JerseySurv on June 18, 2026 at 9:00 am.

West Nile Virus

- There have been no human or animal cases of WNV reported in NJ in 2026.
- State mosquito surveillance and testing started May 18th, although some counties collected "early season" samples (394 mosquito pools collected prior to week 20). All 21 counties have submitted mosquitoes for testing in 2026 and out of 1,901 pools tested, 19 have tested positive for WNV in eight counties. In 2025, the earliest WNV detection was reported in Gloucester County, collected week 16.
- 2026 WNV detections were in *Culex pipiens/restuans/salinarius* (18) and *Aedes japonicus* (1) mosquitoes.



WNV Human Activity

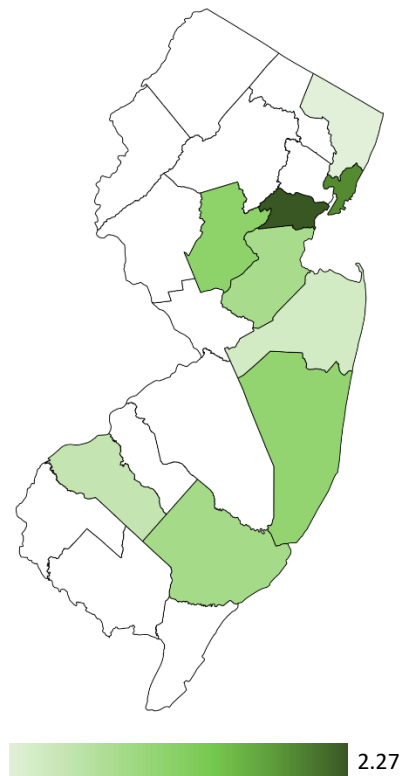
County	Cases		PVD*	
	2026	2025	2026	2025
Atlantic		2		
Bergen		2		
Burlington		2		2
Camden		1		
Cape May				
Cumberland				
Essex		1		
Gloucester		1		
Hudson		1		
Hunterdon				
Mercer		1		
Middlesex	4			2
Monmouth	2			
Morris	2			
Ocean				
Passaic		1		
Salem				
Somerset				
Sussex		1		1
Union	2			
Warren				
Total	0	23	0	5

*Positive Viremic Donors

WNV Mosquito Pool Testing

County	WEEK 23 Positive Pools		Cumulative Pos. Total (WEEK 23)		# Pools Tested	Cumulative MIR
	2026	2025	2026	2025		
Union	-	-	3	-	31	2.27
Hudson	-	-	2	-	36	1.94
Somerset	-	-	2	-	59	1.18
Ocean	-	-	1	-	82	1.13
Atlantic	-	-	2	-	92	0.93
Middlesex	1	1	3	1	80	0.90
Gloucester	-	-	3	5	157	0.60
Monmouth	1	-	2	-	80	0.44
Bergen	-	-	1	1	75	0.27
Burlington	-	-	-	-	25	0.00
Camden	-	-	-	-	103	0.00
Cape May	-	-	-	1	277	0.00
Cumberland	-	-	-	-	80	0.00
Essex	-	1	-	1	122	0.00
Hunterdon	-	-	-	-	76	0.00
Mercer	-	-	-	-	51	0.00
Morris	-	-	-	1	116	0.00
Passaic	-	-	-	-	72	0.00
Salem	-	-	-	-	104	0.00
Sussex	-	-	-	-	83	0.00
Warren	-	-	-	1	100	0.00
Total	2	2	19	11	1901	-

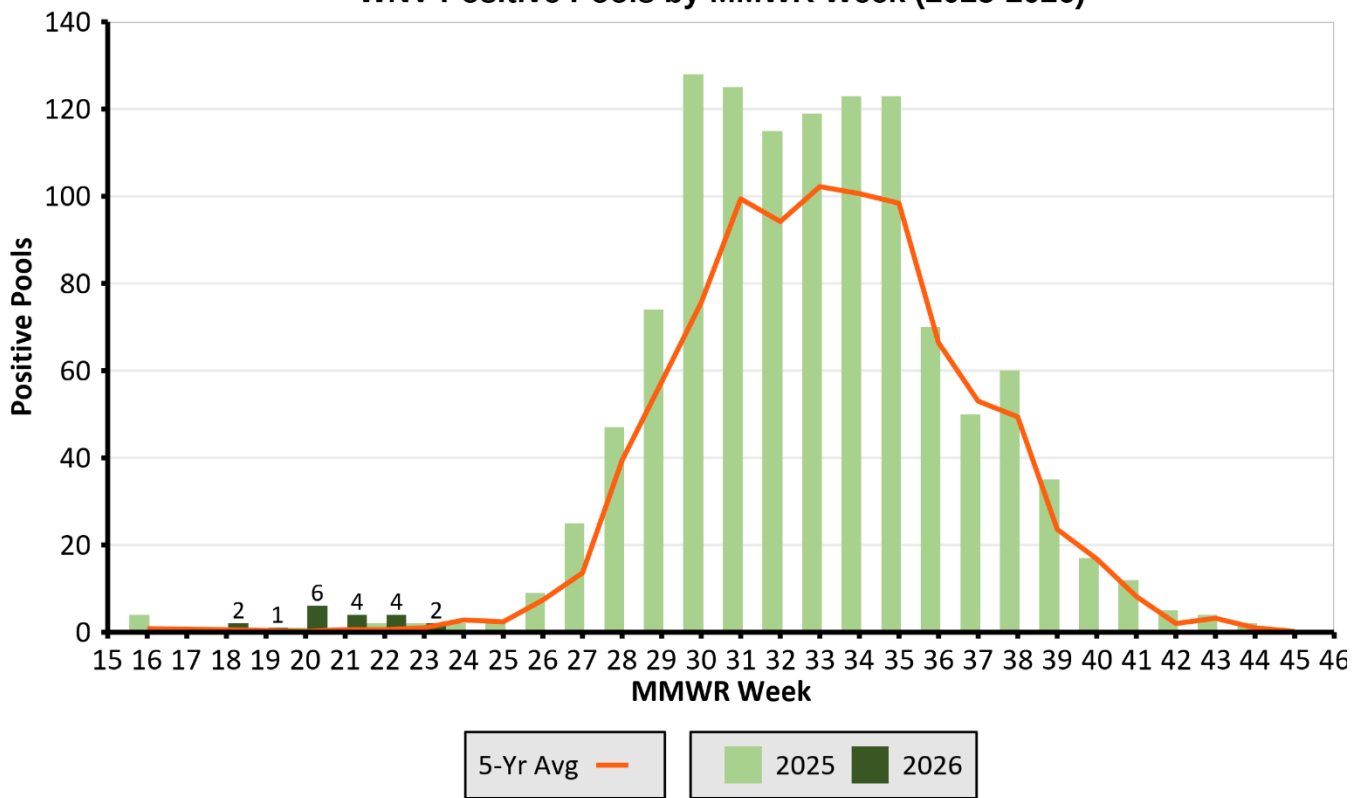
Cumulative WNV MIR, 2026



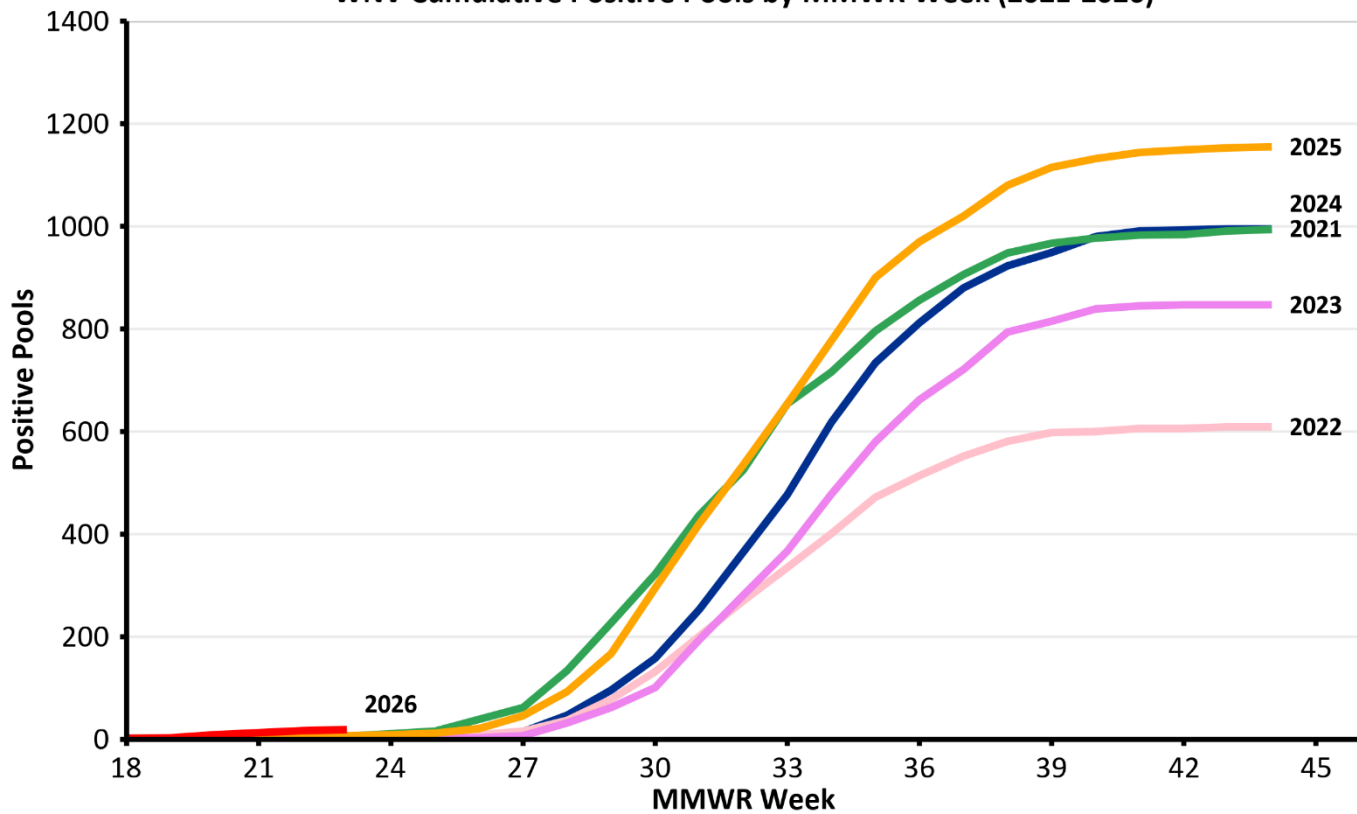
Minimum infection rate (MIR) is defined as the number of positive mosquito pools divided by the total number of mosquitoes tested x 1000

WEEK 23: June 1 - 7, 2025; June 7 - 13, 2026

WNV Positive Pools by MMWR Week (2025-2026)



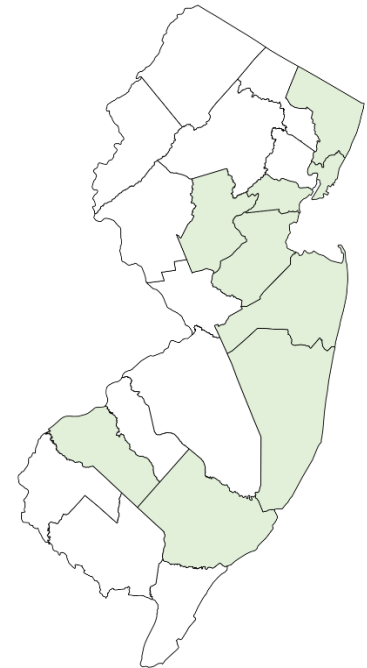
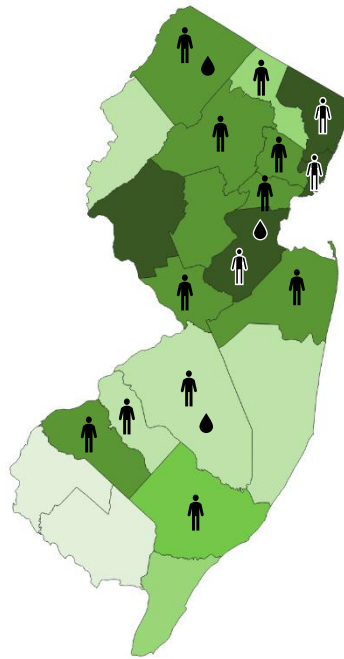

WNV Cumulative Positive Pools by MMWR Week (2021-2026)



2025 WNV Activity

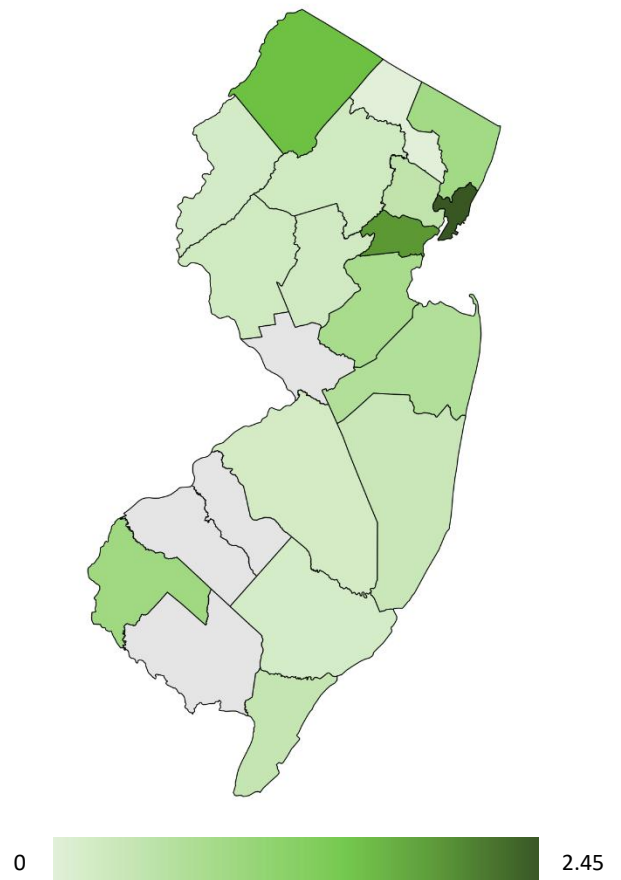
2026 WNV Activity

WNV Positive Pools



Average <i>Culex</i> Mosquitoes per Trap Night (average mosquito abundance)	
County	WEEK 22 - 23 Average Abundance*
Hudson	2.45
Union	1.93
Sussex	1.54
Salem	0.86
Bergen	0.84
Middlesex	0.75
Monmouth	0.63
Essex	0.44
Cape May	0.38
Ocean	0.33
Morris	0.24
Hunterdon	0.24
Somerset	0.21
Burlington	0.19
Warren	0.18
Atlantic	0.17
Passaic	0.00
Camden	No available data
Cumberland	No available data
Gloucester	No available data
Mercer	No available data

Average Mosquito Abundance, *Culex* spp., Week 22 – 23*



*Average mosquito abundance is defined as the average number of mosquitoes caught per trap night over a defined period and is calculated based on *Culex pipiens*, *restuans*, and *salinarius* species caught in NJ Light Traps (NJLT) only. These species are associated with WNV transmission.

Eastern Equine Encephalitis

- There have been no human or animal cases of EEE reported in 2026. EEE human cases were last reported in 2024 (2 cases).
- Out of 1,893 mosquito pools from 21 counties tested for EEE, none have tested positive.
- In 2025, the first EEE positive pool was detected in week 33 in Atlantic County.

EEE Mosquito Pool Testing						
County	WEEK 23 Positive Pools		Cumulative Pos. Total (WEEK 23)		# Pools Tested	Cumulative MIR
	2026	2025	2026	2025	2026	2026 ¹
Atlantic	-	-	-	-	92	0.00
Bergen	-	-	-	-	75	0.00
Burlington	-	-	-	-	25	0.00
Camden	-	-	-	-	103	0.00
Cape May	-	-	-	-	277	0.00
Cumberland	-	-	-	-	80	0.00
Essex	-	-	-	-	122	0.00
Gloucester	-	-	-	-	149	0.00
Hudson	-	-	-	-	36	0.00
Hunterdon	-	-	-	-	76	0.00
Mercer	-	-	-	-	51	0.00
Middlesex	-	-	-	-	80	0.00
Monmouth	-	-	-	-	80	0.00
Morris	-	-	-	-	116	0.00
Ocean	-	-	-	-	82	0.00
Passaic	-	-	-	-	72	0.00
Salem	-	-	-	-	104	0.00
Somerset	-	-	-	-	59	0.00
Sussex	-	-	-	-	83	0.00
Union	-	-	-	-	31	0.00
Warren	-	-	-	-	100	0.00
Total	0	0	0	0	1893	-

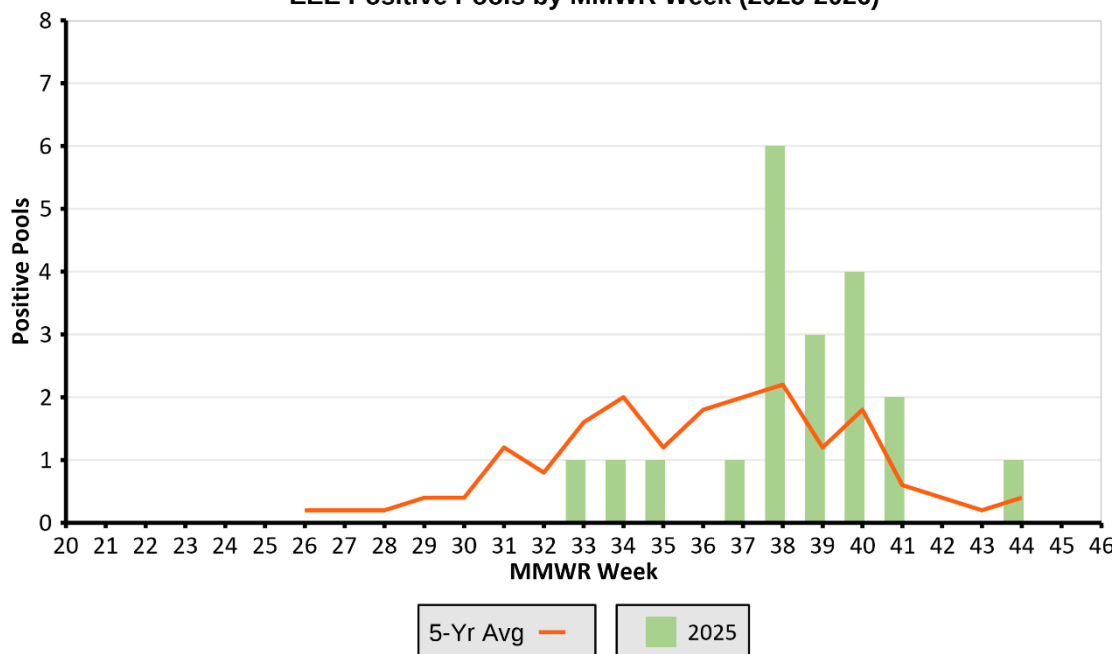
Cumulative EEE MIR, 2026



Minimum infection rate (MIR) is defined as the number of positive mosquito pools divided by the total number of mosquitoes tested x 1000

WEEK 23: June 1 - 7, 2025; June 7 - 13, 2026

EEE Positive Pools by MMWR Week (2025-2026)



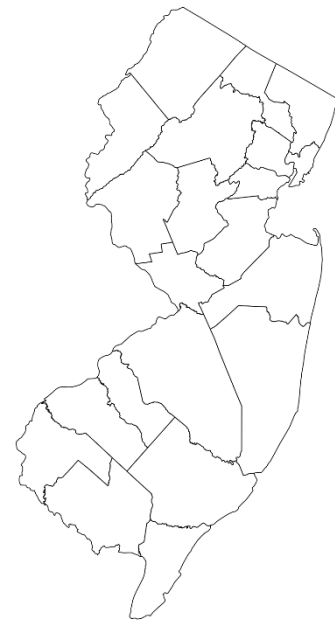
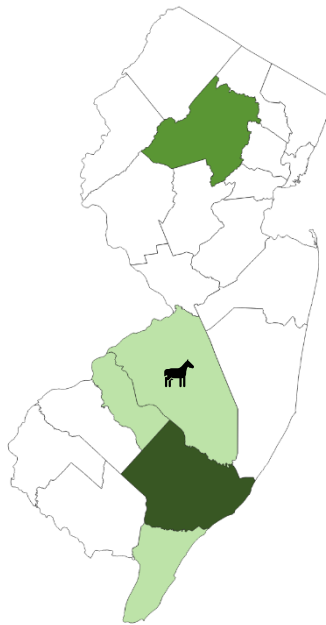
2025 EEE Activity

2026 EEE Activity

EEE Positive Pools



Equine case



Jamestown Canyon Virus

- There have been no human cases of JCV reported in NJ in 2026. In 2025, there were two human cases of JCV from Middlesex and Burlington counties.
- Out of 1,893 mosquito pools from 21 counties tested for JCV, none have tested positive.
- In 2025, the first JCV positive pool was detected in week 29 in Sussex County.

JCV Mosquito Pool Testing

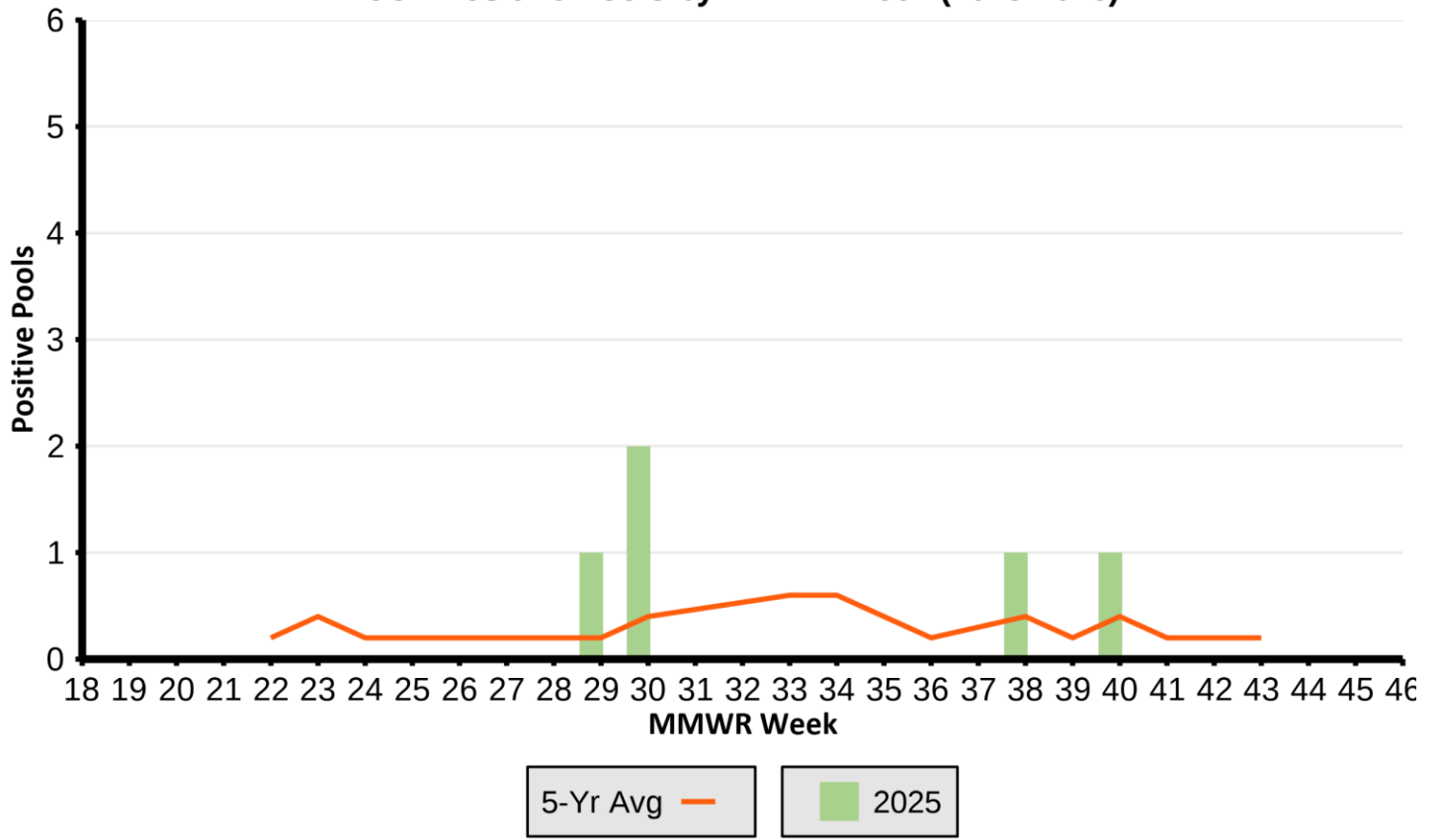
County	WEEK 23 Positive Pools		Cumulative Pos. Total (WEEK 23)		# Pools Tested	Cumulative MIR
	2026	2025	2026	2025		
Atlantic	-	-	-	-	92	0.00
Bergen	-	-	-	-	75	0.00
Burlington	-	-	-	-	25	0.00
Camden	-	-	-	-	103	0.00
Cape May	-	-	-	-	277	0.00
Cumberland	-	-	-	-	80	0.00
Essex	-	-	-	-	122	0.00
Gloucester	-	-	-	-	149	0.00
Hudson	-	-	-	-	36	0.00
Hunterdon	-	-	-	-	76	0.00
Mercer	-	-	-	-	51	0.00
Middlesex	-	-	-	-	80	0.00
Monmouth	-	-	-	-	80	0.00
Morris	-	-	-	-	116	0.00
Ocean	-	-	-	-	82	0.00
Passaic	-	-	-	-	72	0.00
Salem	-	-	-	-	104	0.00
Somerset	-	-	-	-	59	0.00
Sussex	-	-	-	-	83	0.00
Union	-	-	-	-	31	0.00
Warren	-	-	-	-	100	0.00
Total	0	0	0	0	1893	-

Cumulative JCV MIR, 2026



Minimum infection rate (MIR) is defined as the number of positive mosquito pools divided by the total number of mosquitoes tested x 1000

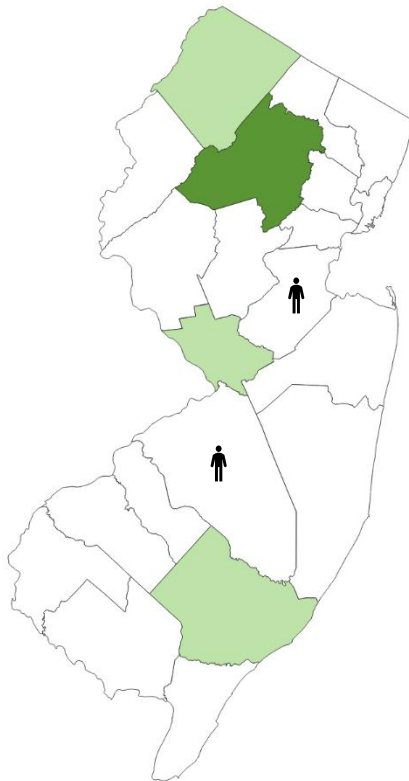
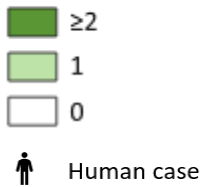
JCV Positive Pools by MMWR Week (2025-2026)



2025 JCV Activity

2026 JCV Activity

JCV Positive Pools



Other Mosquito-borne Diseases

- Mosquito pools in 21 counties have been tested for St. Louis encephalitis with no positive results.
- Mosquito pools in 4 counties have been tested for La Crosse encephalitis with no positive results.
- Mosquito pools in 1 county have been tested for Chikungunya, Dengue, and Zika viruses

Cumulative 2026 Mosquito Pool Testing (Other Viruses ^a)										
County	SLE		LAC		CHIKV		DENV		ZIKV	
	Pools	Pos	Pools	Pos	Pools	Pos	Pools	Pos	Pools	Pos
Atlantic	92									
Bergen	75									
Burlington	25									
Camden	103									
Cape May	277									
Cumberland	80									
Essex	122									
Gloucester	149		13		7		7		7	
Hudson	36									
Hunterdon	76									
Mercer	51									
Middlesex	80									
Monmouth	80									
Morris	116									
Ocean	82									
Passaic	72		1							
Salem	104		3							
Somerset	59									
Sussex	83		4							
Union	31									
Warren	100									
Total	1893	0	21	0	7	0	7	0	7	0

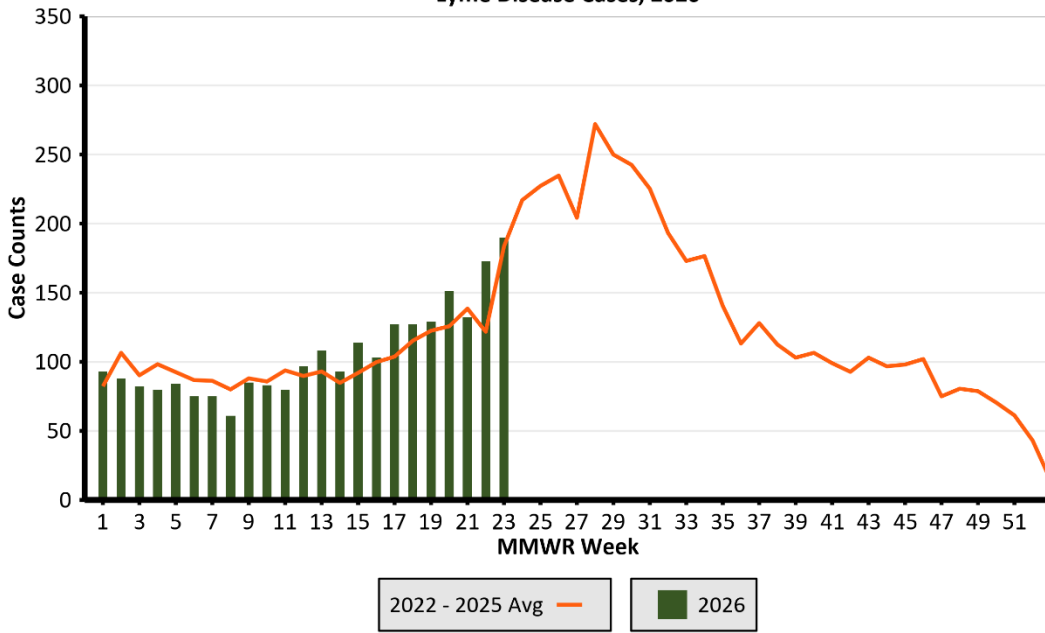
^a St. Louis virus (SLE), La Crosse encephalitis (LAC), Chikungunya virus (CHIKV), Dengue virus (DENV), Zika Virus (ZIKV)
 Numbers in white columns represent number of pools tested to date in 2026
 Number in green shaded columns represent positive pools in 2026

Tickborne Disease Activity

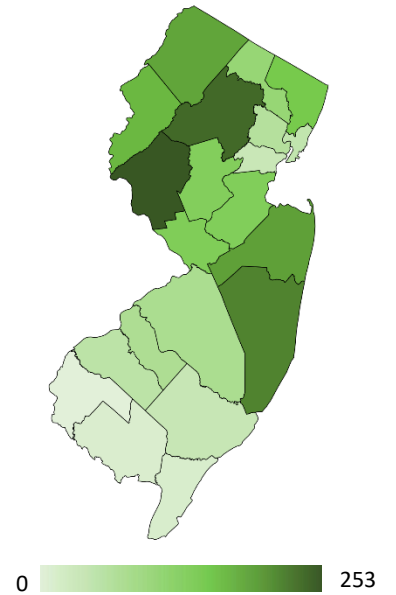
Lyme Disease

- There have been 2,486 cases of Lyme disease reported in NJ in 2026.
- The number of cases in week 23 is higher compared to the previous week and is at the four-year average.
- The largest number of Lyme disease cases has been reported in the northwestern part of the state (Hunterdon, and Morris counties) as well as in Ocean County.

Lyme Disease Cases, 2026



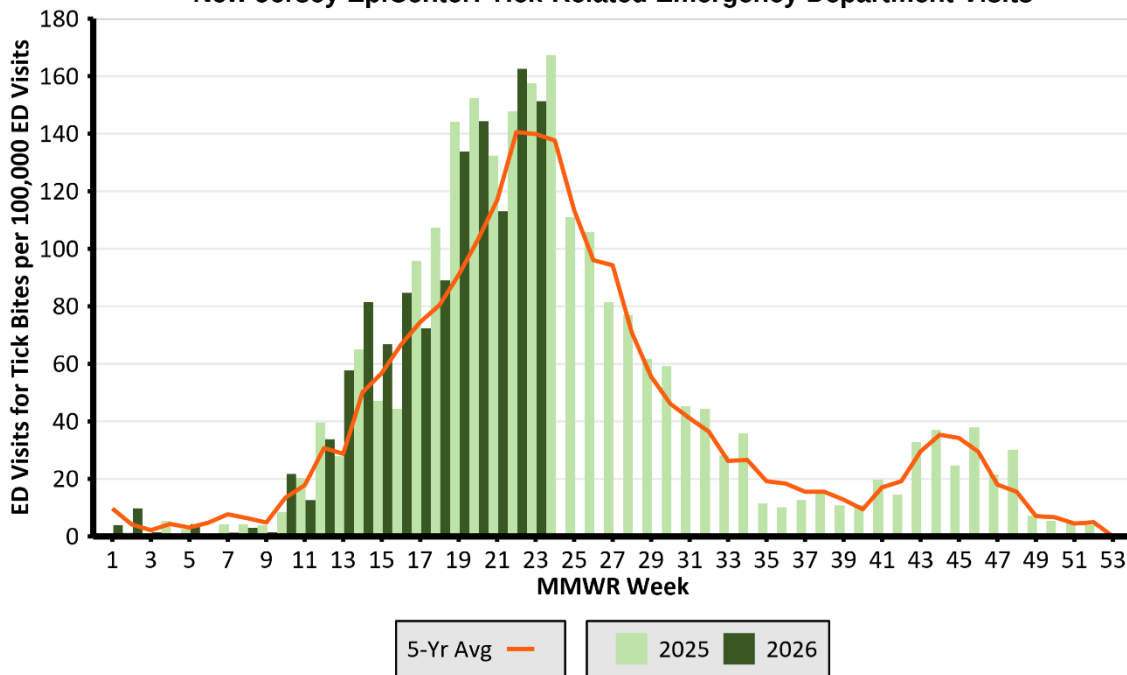
Lyme Disease Cases, 2026



Tick-related Emergency Department Visits

The chart below represents NJ residents seen at emergency departments with a tick-bite complaint or signs/symptoms associated with a reported tick bite relative to total ED visits. The number of tick-related emergency department visits decreased in week 23 but remains above the 5-year average.

New Jersey EpiCenter: Tick-Related Emergency Department Visits



For more information

- NJDOH Communicable Disease Service: <https://www.nj.gov/health/cd/topics/vectorborne.shtml>
- New Jersey Vector-borne Disease Dashboard: https://www.nj.gov/health/cd/topics/vector_borne_disease_data_dashboard.shtml
- New Jersey Arboviral Activity Maps: <http://bit.ly/JerseySurv>
- NJDEP Office of Mosquito Control Coordination: <https://www.nj.gov/dep/mosquito/>
- NJDA Division of Animal Health: <https://www.nj.gov/agriculture/divisions/ah/>