

### Report Highlight:

- Fifteen mosquito pools tested positive for West Nile Virus (WNV) in Week 28 for a total of 31 positive pools this year. The number of positive pools is less than historical averages. WNV positive mosquito pools have been detected in 10 counties with the highest number from Union County.
- Jamestown Canyon Virus was detected in two mosquito pools in Bergen County (Week 22 & 24).
- There have been no WNV or EEE positive cases detected in humans or animals this season.
- In Week 28, the number of tick-related ED visits continues to decline and remains at levels lower than the 5-year average.

## 1. Human Cases

N.J.A.C.8:57 mandates public health reporting of communicable diseases. 2022 data reflect cases that have been approved by NJDOH and do not include cases under investigation. All 2022 numbers are preliminary and subject to change.

### Human Cases

Mosquito-borne diseases			Tickborne Diseases/Conditions		
	2022	2021		2022	2021
Chikungunya	1	4	Alpha-gal syndrome	41	-
Dengue	4	12	Anaplasmosis	45	202
Eastern equine encephalitis	-	-	Babesiosis	53	258
Jamestown Canyon	-	2	<i>Borrelia miyamotoi</i>	-	16
Malaria	17	71	Ehrlichiosis ( <i>chaffeensis</i> , <i>ewingii</i> )	41	77
West Nile	-	36	Lyme disease*	142	3,518
Zika	-	-	Powassan	-	-
			Spotted fever group rickettsioses	6	39
			Tularemia	-	4

\* Lyme disease surveillance has transitioned to a laboratory-only surveillance approach in 2022; as such, case reporting is delayed.

## 2. Mosquito Testing

The New Jersey Department of Health Public Health and Environmental Laboratories (PHEL) and the Cape May County Department of Mosquito Control Biosafety Level 3 Laboratory (CMBLSL3) perform arboviral testing on mosquito pools collected by county mosquito control agencies throughout New Jersey.

### West Nile virus (WNV):

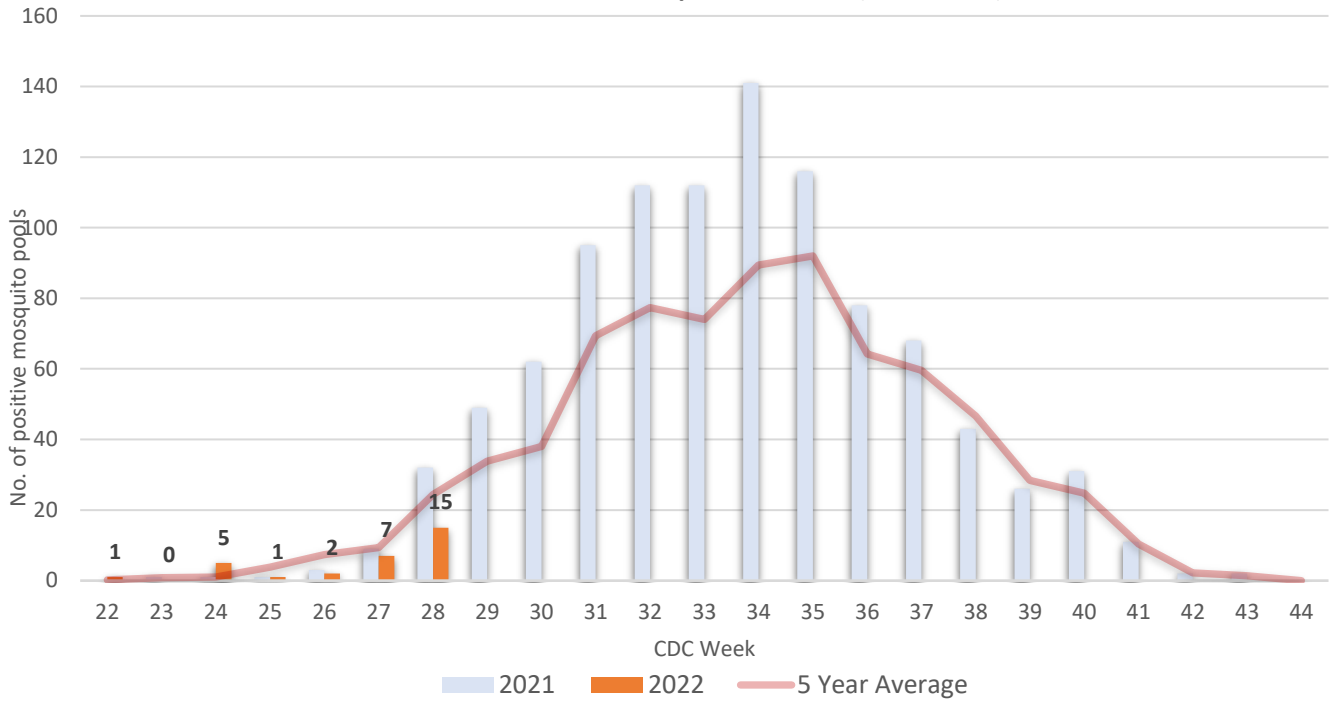
- A total of 2791 mosquito pools from all 21 counties have been tested for WNV.
- Fifteen pools tested positive for WNV in Week 28, in Union (7), Middlesex (3), Hudson (2), Mercer (2) and Burlington (1) counties. There have been 31 positive WNV pools so far this year.
- The positive pools were detected in *Aedes cantator* (1), *Ae. triseriatus* (1), *Ae. vexans* (1), *Culex sp.* (4), *Cx. pipiens* (2), and *Cx. pipiens/restuans/salinarius species mix* (22).
- The first WNV positive mosquito pool (*Aedes cantator*) was detected in week 22 from Burlington County. In 2021, the first positive mosquito pool was identified in Week 23 from Somerset County.

\*Test results may be incomplete; counties submit pools for testing on specific weekdays. Mosquito testing data reflects test results received from PHEL and CMBLSL3 as of July 21, 2022

### WNV Mosquito Pool Testing

County	Week 28 Positive Pools		Cumulative Pos. Total (Week 28)		# Pools Tested 2022*
	2022*	2021	2022*	2021	
Union	7		7		53
Middlesex	3	4	5	5	110
Morris			4		222
Bergen		7	3	10	119
Gloucester			2		148
Hudson	2	1	2	2	106
Burlington	1	2	2	3	53
Mercer	2	1	2	1	189
Salem			1		174
Somerset		5	1	6	123
Atlantic					127
Camden		7		9	36
Cape May		1		1	145
Cumberland					173
Essex				1	46
Hunterdon					140
Monmouth		1		1	195
Ocean		1		4	115
Passaic					83
Sussex					200
Warren		2		4	234
<b>Total</b>	<b>15</b>	<b>32</b>	<b>31</b>	<b>47</b>	<b>2791</b>

**West Nile Virus Positive Mosquito Pools, NJ (2021-2022)**



**Eastern equine encephalitis virus (EEE)**

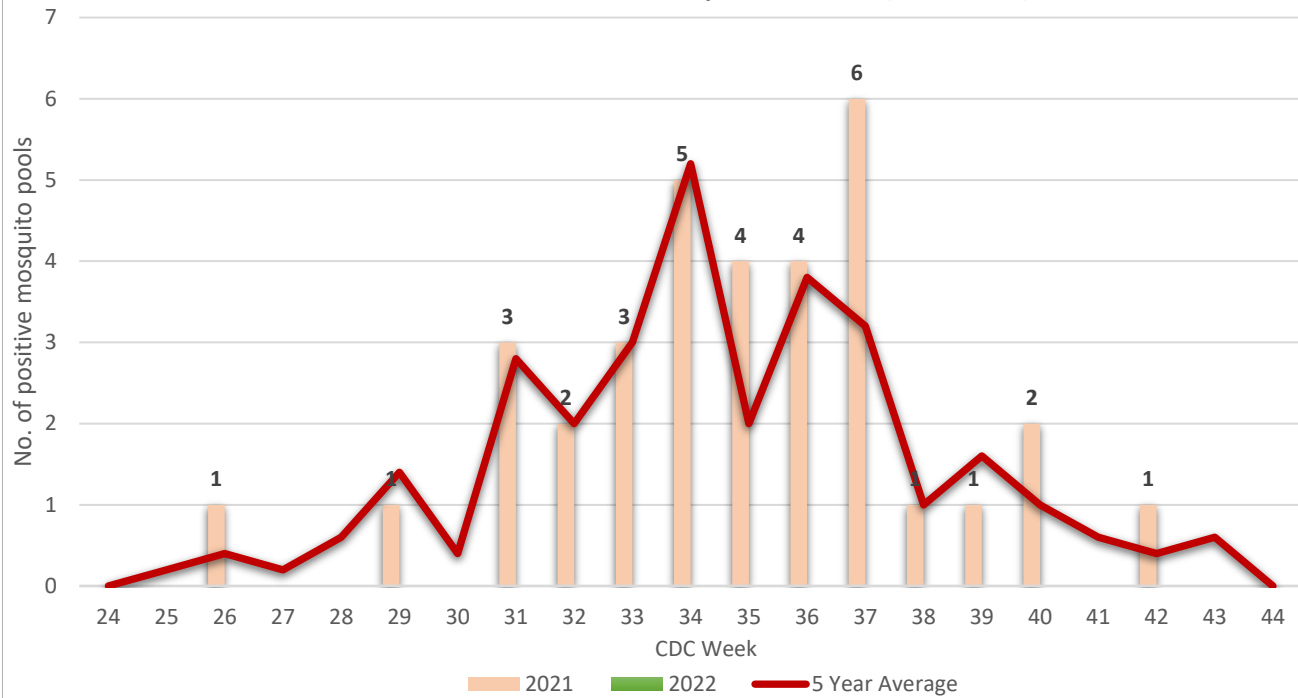
- A total of 2764 mosquito pools from all 21 counties have been tested for EEE.
- No EEE positive mosquito pools have been identified in 2022. In 2021, the first positive mosquito pool was detected in Week 26 from Gloucester County.

**EEE Mosquito Pool Testing**

County	Week 28 Positive Pools		Cumulative Pos. Total (Week 28)		# Pools Tested
	2022*	2021	2022*	2021	
Atlantic					127
Bergen					119
Burlington					53
Camden					36
Cape May					145
Cumberland					173
Essex					46
Gloucester				1	148
Hudson					106
Hunterdon					140
Mercer					178
Middlesex					110
Monmouth					195
Morris					222
Ocean					115
Passaic					81
Salem					171
Somerset					123
Sussex					198
Union					53
Warren					225
<b>Total</b>	-	-	-	1	<b>2764</b>

Week 28: July 11-17, 2021; July 10-16, 2022

**EEE Virus Positive Mosquito Pools, NJ (2021-2022)**



**Other viruses:**

Mosquito pools from 21 counties have been tested for other arboviruses. Two pools tested positive for JCV.

**Cumulative 2022 Mosquito Pool Testing (Other Viruses<sup>a</sup>)**

County	SLE		JCV		LAC		CHIKV		DENV		ZIKV	
	Pools	Pos	Pools	Pos	Pools	Pos	Pools	Pos	Pools	Pos	Pools	Pos
Atlantic	127		127				4		4		4	
Bergen	119		119	2								
Burlington	53		53									
Camden	36		27									
Cape May	145											
Cumberland	173		173									
Essex	46		46									
Gloucester	148		141									
Hudson	106		106									
Hunterdon	140		140									
Mercer	178		178		11							
Middlesex	110		110									
Monmouth	195		195									
Morris	222		222									
Ocean	115		115									
Passaic	81		81		2							
Salem	171		163		3							
Somerset	123		123									
Sussex	198		198		1							
Union	53		53									
Warren	225		225		9							
<b>Total</b>	<b>2764</b>	<b>-</b>	<b>2595</b>	<b>2</b>	<b>26</b>	<b>-</b>	<b>4</b>	<b>-</b>	<b>4</b>	<b>-</b>	<b>4</b>	<b>-</b>

<sup>a</sup> St. Louis encephalitis virus (SLE), Jamestown Canyon Virus (JCV), La Crosse encephalitis virus (LAC), Chikungunya virus (CHIKV), Dengue virus (DENV), Zika Virus (ZIKV)  
 Numbers in white columns represent number of pools tested to date in 2022

Numbers in green shaded columns represent positive pools in 2022

**Jamestown Canyon virus (JCV):**

- Two mosquito pools (*Ae. cantator*) from Bergen County tested positive for JCV on Week 22 and Week 24. In 2021, the first positive pool was detected on Week 27 from Sussex County.
- Jamestown Canyon virus has not been detected in humans in 2022.
- NJ reported 2 human JCV cases last year in Sussex County (week 18) and in Essex County (week 36). The first NJ JCV case was reported in 2015 in Sussex County.
- In 2021, eight positive JCV pools were reported in Atlantic, Camden, Essex, Gloucester, and Sussex counties.

**3. Equine/Avian /Other Animal Testing**

Equine testing for WNV and EEE is conducted at the New Jersey Department of Agriculture's Animal Health and Diagnostic Laboratory.

- No animals have tested positive for WNV or EEE in 2022.
- Routine avian testing has been discontinued but is available upon request at PHEL.

**WNV/EEE Positive Test Results**

	WEEK 26		Cum. Total (Year)	
	2022*	2021	2022*	2021
Equine (EEE)				
Equine (WNV)				
Avian (WNV)				
Other				

Week 28: July 4-10, 2021; July 10-16, 2022

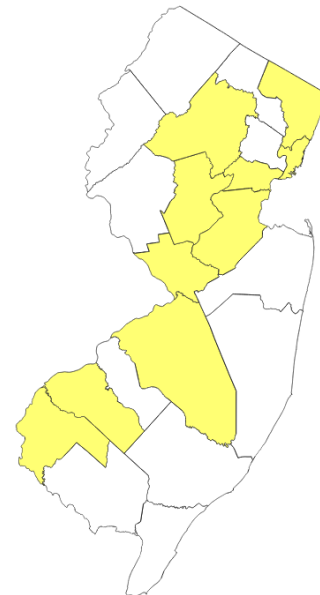
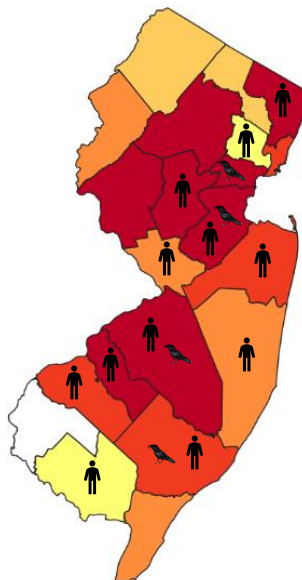
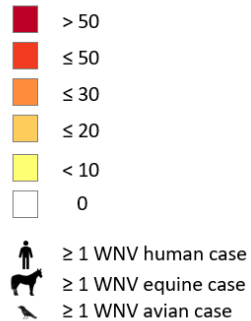
**4. Surveillance Maps**

**West Nile Virus (WNV)**

2021 WNV Activity

Cumulative WNV Activity 2022

**WNV Positive Pools**



**Eastern equine encephalitis (EEE)**

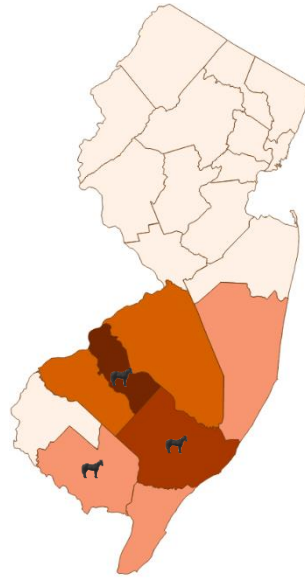
2021 EEE Activity

Cumulative EEE Activity 2022

**EEE Positive Pools**

- > 10
- ≤ 10
- ≤ 6
- ≤ 2
- No EEE activity

- Human case
- Equine case
- Alpaca case
- Deer case



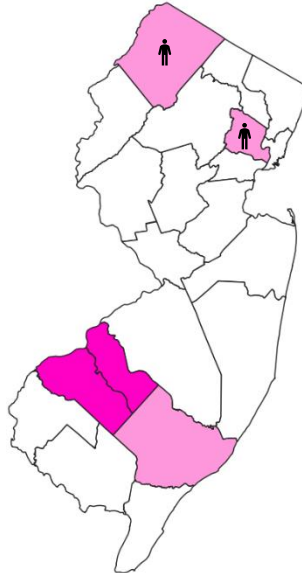
**Jamestown Canyon Virus**

2021 JCV Activity

Cummulative JCV Activity 2022

**JCV Positive Pools**

- ≥ 2
- 1
- No JCV activity



**La Crosse Virus Activity 2022**

2021 LAC Activity

Cummulative LAC Activity 2022

**LAC Positive Pools**

- ≥ 1
- No LAC activity

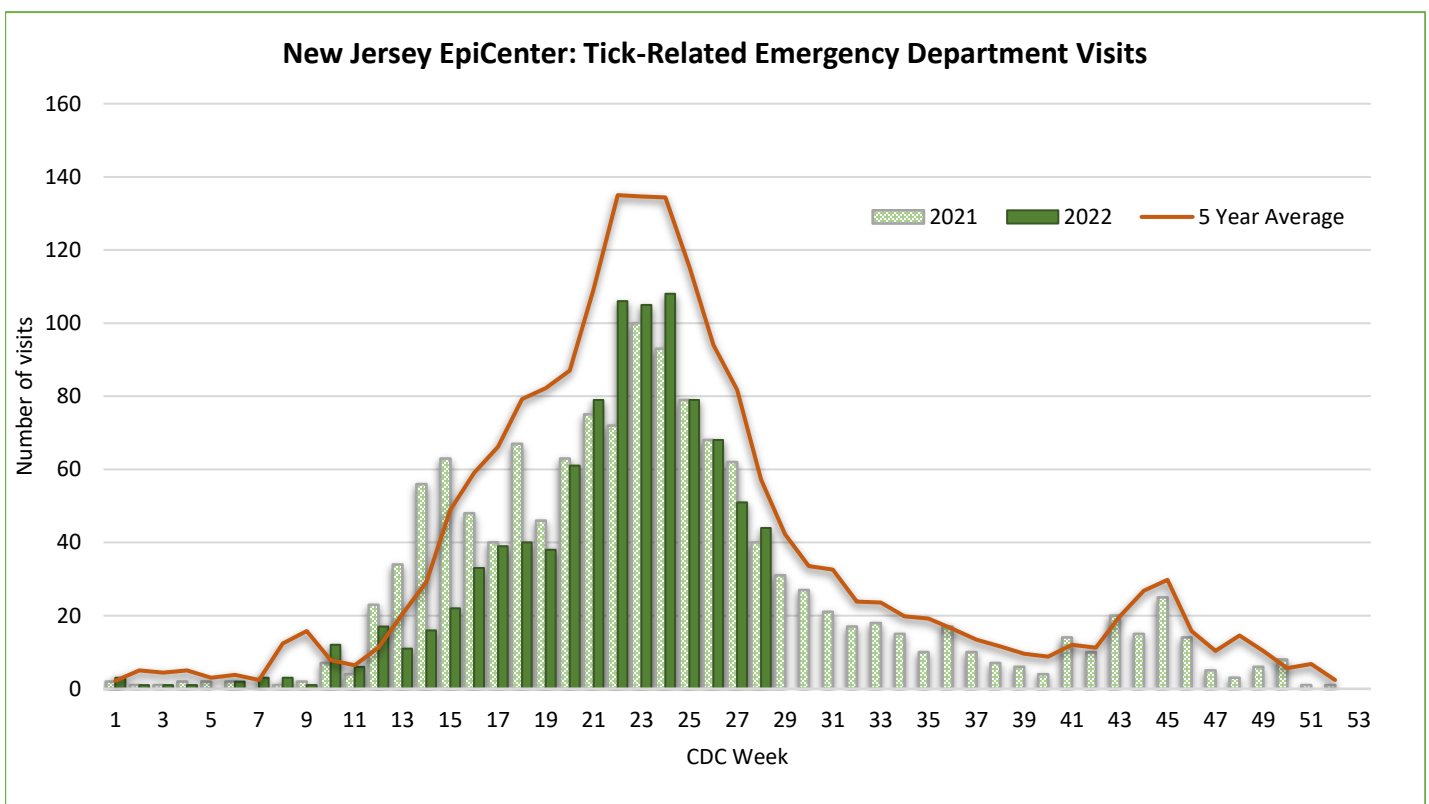


## 5. Syndromic Surveillance for Tick-related Emergency Department Visits

EpiCenter is a syndromic surveillance system developed and maintained by Health Monitoring Systems, Inc, for monitoring by health departments in the United States. New Jersey's EpiCenter receives real time Emergency Department (ED) data from 78 acute care and satellite health (99 percent reporting) facilities statewide. The system collects "chief complaint" information and limited patient registration data from existing ED computer systems.

The chart below represents NJ residents seen at emergency departments statewide with a tick-bite complaint or signs/symptoms associated with a reported tick-bite. Tick-related ED visits occur throughout the year with peak number of visits in the summer months and a smaller peak in the fall weeks when adult *Ixodes scapularis* (blacklegged ticks) are active.

In Week 28, the number of tick-related ED visits continues to decline and remains at levels lower than the 5-year average.



Data reflects ED visits downloaded from EpiCenter as of July 21, 2022

### For More Information

- NJDOH Communicable Disease Service: <http://nj.gov/health/cd/topics/vectorborne.shtml>
- New Jersey Arboviral Activity Maps: <http://bit.ly/JerseySurv>
- NJDEP Office of Mosquito Control Coordination: <http://www.nj.gov/dep/mosquito/>
- NJDA Division of Animal Health: <http://www.nj.gov/agriculture/divisions/ah/>
- Rutgers Center for Vector Biology: <http://vectorbio.rutgers.edu/>