



**GLOUCESTER
COUNTY COLLEGE**

learning for real life




Institutional Profile Report

**Academic Year
2007-2008**

Preface

N.J.S.A. 18A:3B-35 requires that each of New Jersey's 31 public institutions of higher education prepare and make available to the public an annual report on the condition of the institution. The form and content of the annual report is established by the Commission on Higher Education.

All information supplied in the Institutional Profile Report submitted by Gloucester County College is accurate and complete to the best of my knowledge. Gloucester County College reserves the right to change, add, or delete information contained in this document.



Dr. Russell A. Davis, President
Gloucester County College

September 15, 2008
Date

For additional information related to the material contained in this report, please contact:

Karen A. Beckman
Executive Director
Office of Institutional Research & Assessment
Gloucester County College
1400 Tanyard Road
Sewell, NJ 08080
Email: kbeckman@gccnj.edu
Phone: (856) 415-2284

Douglas L. Faust
Data Manager
Office of Institutional Research & Assessment
Gloucester County College
1400 Tanyard Road
Sewell, NJ 08080
Email: dfaust@gccnj.edu
Phone: (856) 415-2260

Table of Contents

SECTION	PAGE
A. Accreditation Status	
1. Institutional Accreditation	2
2. Professional Accreditation	2
B. Number of Students Served	
1. Number of Undergraduates by Attendance Status	3
Five-Year Enrollment Trends (2003-2007)	3
Ten-Year Enrollment Trends (1998-2007)	4
2. Unduplicated Enrollment (12-Month):	4
3. Number of Graduates and First Professionals	4
4. Noncredit Enrollment by Course Content and Target Audience	5
5. Customized Training	5
C. Characteristics of Undergraduate Students	
1. Mean Math and Verbal SAT Scores	6
2. Basic Skills Testing and Remediation by Subject Area	6
3. Distribution of Students by Race/Ethnicity and Gender	7
Distribution of Students by Age	8
4. Numbers of Students Receiving Financial Assistance (State-Funded Aid Programs)	9
5. First-Time Freshman by State Residence	9
D. Degrees/Certificates Conferred and Characteristics of Graduates	
1. Total Conferred By Student Race/Ethnicity and Gender	10
2. Total Conferred By General Field	11
3. Distance Education Programs	11
E. Student Outcomes	
1. Graduation Rates by Race/Ethnicity and Income Level	12
2. Combined Graduation/Transfer Rates by Race/Ethnicity and Income Level	13
3. Third-Semester Retention Rates by Race/Ethnicity and Income Level	14
4. Transfer Rates: NJ Senior Public Institutions and Overall	15
F. Faculty Characteristics	
1. Full-Time Faculty by Race/Ethnicity, Gender, Academic Rank, Tenure Status	16
2. Percentage of Course Sections Taught by Full-Time Faculty	16
3. Ratio of Full- to Part-Time Faculty	16
G. Characteristics of the Board of Trustees	
1. Race/Ethnicity and Gender	17
H. A Profile of the Institution	
1. Degree and Certificate Programs	18
2. Articulation Agreements	19
3. Tech Prep Articulation Agreements with Area High Schools	24
I. Major Research and Public Service Activities	
1. A Sampling of Faculty/Staff Activities	25
2. College Activities	27
J. Major Capital Projects	29

Accreditation Status

INSTITUTIONAL ACCREDITATION

Gloucester County College has been accredited by the Commission on Higher Education – Middle States Association of Colleges and Schools since 1973. Accreditation was reaffirmed in 1977, 1987, and 1998. The college recently completed their decennial self-study review and accreditation was reaffirmed on June 26, 2008. The College is a member of the New Jersey Association of Colleges and Universities and the American Association of Community Colleges.

PROFESSIONAL ACCREDITATION

The Nursing program is accredited by the National League for Nursing Accrediting Commission (NLNAC). The Respiratory Therapy Program is accredited by the Committee on Accreditation for Respiratory Care. The Diagnostic Medical Sonography (DMS) Program is accredited by the Joint Review Committee on Education in Diagnostic Medical Sonography (JRC-DMS). The Nuclear Medicine Technology (NMT) Program is accredited by the Joint Review Committee on Educational Programs in Nuclear Medicine Technology (JRC-NMT) and the New Jersey Environmental Protection Agency Bureau of Radiologic Health. In addition, the DMS and NMT Programs are accredited through the Commission on Accreditation of Allied Health Educational Programs (CAAHEP).

Gloucester County College's Paralegal Program degree program and certificate program are both accredited by the American Bar Association.



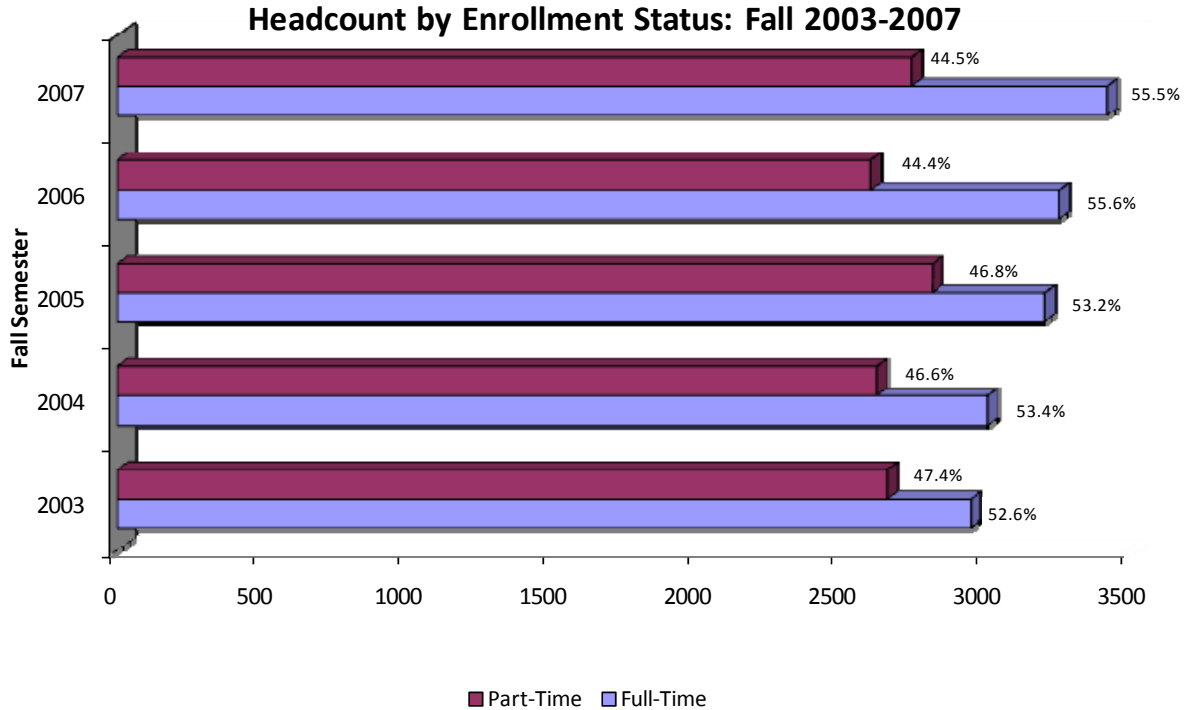
Number of Students Served: Credit

UNDERGRADUATES BY ATTENDANCE STATUS: FALL 2007

Full-Time		Part-Time		Total
Number	Percent	Number	Percent	
3,423	55.5%	2,746	44.5%	6,169

FIVE-YEAR ENROLLMENT TRENDS: FALL 2003-2007

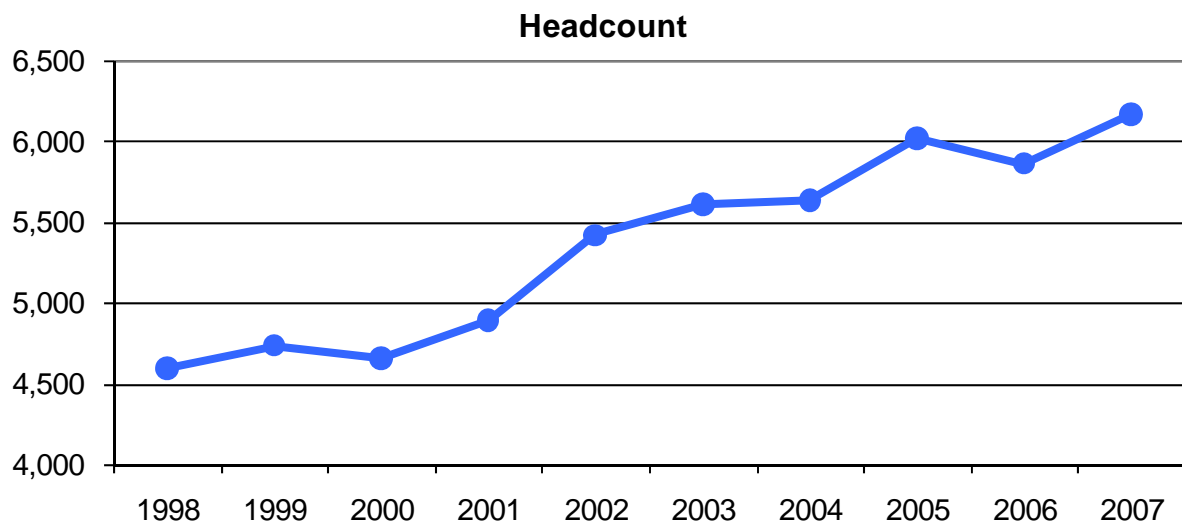
Headcount	Fall 2003	Fall 2004	Fall 2005	Fall 2006	Fall 2007
Full-time Students	2,950	3,010	3,205	3,258	3,423
Part-time Students	2,660	2,626	2,817	2,605	2,746
Total	5,610	5,636	6,022	5,863	6,169



Number of Students Served: Credit

TEN-YEAR ENROLLMENT TRENDS, FALL 1998-2007

1998	1999	2000	2001	2002	2003	2004	2005	2006	2007
4,598	4,740	4,659	4,895	5,422	5,610	5,636	6,022	5,863	6,169



UNDUPLICATED ENROLLMENT: FY2007

Unduplicated Enrollment (12-Month)	
Headcount	8,863
Credit Hours	127,112
Full-Time Equivalent (FTE)	4,237

Source: IPEDS 12-Month Enrollment Survey

NUMBER OF GRADUATES AND FIRST-TIME PROFESSIONALS

Not applicable to community colleges.

Number of Students Served: Continuing Education

NONCREDIT ENROLLMENT: FY2007

Gloucester County College served a total of 7,325 students with its open-enrollment non-credit offerings between July 1st, 2006, and June 30th, 2007.

Noncredit Enrollment: FY2007						
Total # of Registrations ¹	Unduplicated Headcount	Total Clock Hours	Ratio of Clock Hours: Registrations	Total FTEs	Non-Fundable FTEs	Fundable FTEs
7,325	6,446	296,753	41	659	532	127

Noncredit Enrollment by Course Content, FY2007					
Avocational			Career		
Registrations ¹	Clock Hours	FTEs	Registrations	Clock Hours	FTEs
2,821	84,210	187	4,504	212,543	472

Noncredit Enrollment by Targeted Audience, FY07								
Youth/Child			General Adult Population			Senior Citizens		
Registrations ¹	Clock Hours	FTEs	Registrations	Clock Hours	FTEs	Registrations	Clock Hours	FTEs
1,000	58,303	130	6,168	237,650	528	157	800	2

CUSTOMIZED TRAINING: FY2007

Registrations	Clock Hours	Ratio of Clock Hours: Registrations	FTEs	# of Companies Served	FTEs/Company	# of Course Sections Delivered	Ratio of Registrations: Course Sections
11,397	42,864	4	95	50	2	886	13

Notes: (1) Includes all registrations in any course that started on July 1, 2006 through June 30, 2007. (2) FTEs were computed by converting clock hours to credit hours (dividing by 15), then converting credit hours to FTEs (dividing by 30).

Source: SURE Non-credit Open Enrollment File and NJ IPEDS Form #31, Customized Training.

Characteristics of Undergraduate Students

MEAN MATH AND VERBAL SAT SCORES

Not applicable to community colleges.

BASIC SKILLS TESTING AND REMEDIATION

In 2007, Gloucester County College used the ACCUPLACER[®] instrument for all placement testing.

Total number of students enrolled in remediation

Total Enrollment (Fall 2007)	Number Enrolled in One or More Remedial Courses	Percent
6,169	1,647	26.7%

Source: GCC Office of Institutional Research and Assessment (Report Generated: September 2008)

Total number of first-time, full-time freshmen enrolled in remediation

First-time Full-Time Freshmen (Fall 2007)	Number Enrolled in One or More Remedial Courses	Percent
1,561	904	57.9%

Source: GCC Office of Institutional Research and Assessment (Report Generated: September 2008)

First-time, full-time freshmen enrolled in remediation by area

	Number Enrolled in One or More Remedial Courses (Fall 2007)	Percent
Reading	237	15.2%
Writing	353	32.3%
Math Computation	384	24.6%
Elementary Algebra	410	26.3%

Source: GCC Office of Institutional Research and Assessment (Report Generated: September 2008)

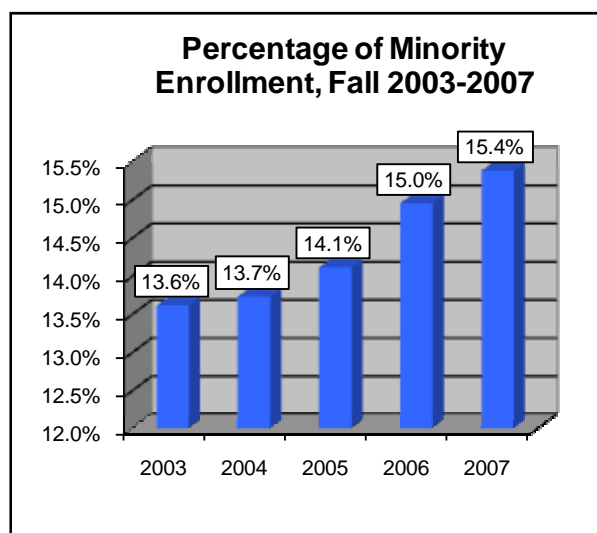
Characteristics of Undergraduate Students

DISTRIBUTION OF STUDENTS BY RACE/ETHNICITY AND GENDER

Fall 2007 Enrollment by Race/Ethnicity

		Full-Time	Part-Time	Total
White	#	2,521	1,963	4,484
	%	73.6	71.5	72.7
Black	#	341	286	627
	%	10.0	10.4	10.2
Hispanic	#	89	88	177
	%	2.6	3.2	2.9
Asian	#	59	30	89
	%	1.7	1.1	1.4
Native American	#	10	11	21
	%	0.3	0.4	0.3
Race Unknown	#	403	368	771
	%	11.8	13.4	12.5
Total	#	3,423	2,746	6,169
	%	100	100	100

Source: Federal IPEDS Reporting – Fall Enrollment Survey

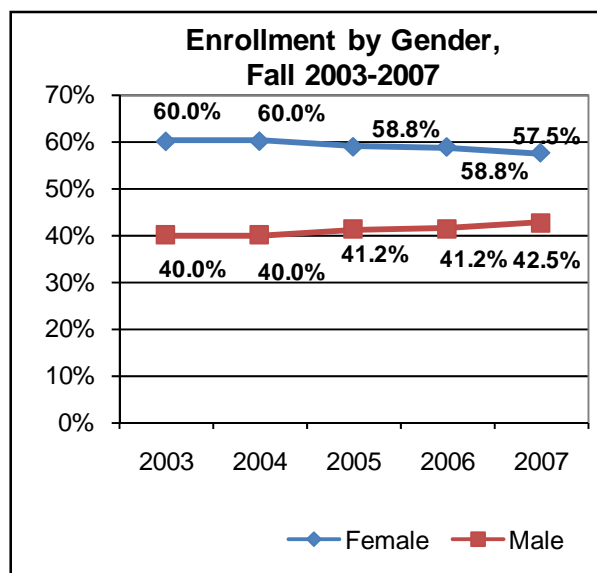


Source: Federal IPEDS Reporting – Fall Enrollment Survey

Fall 2007 Enrollment by Gender

		Full-Time	Part-Time	Total
Male	#	1,655	970	2,625
	%	48.3	35.3	42.6
Female	#	1,768	1,776	3,544
	%	51.7	64.7	57.4
Total	#	3,423	2,746	6,169
	%	100	100	100

Source: Federal IPEDS Reporting – Fall Enrollment Survey



Characteristics of Undergraduate Students

DISTRIBUTION OF STUDENTS BY AGE

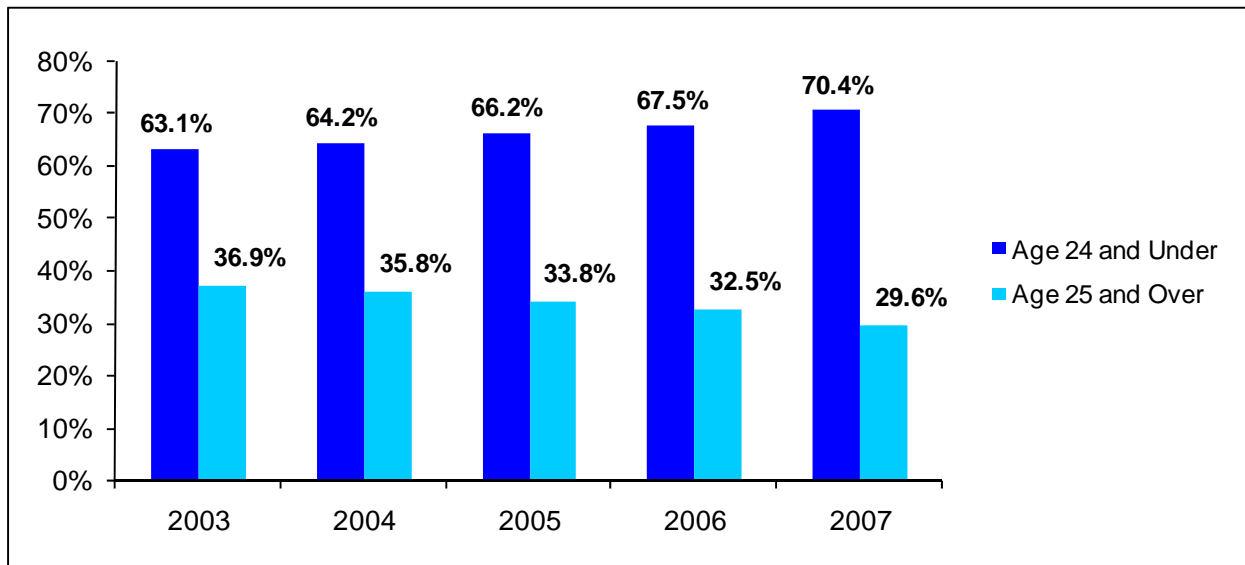
Enrollment by Age, Fall 2007

		Full-Time	Part-Time	Total
Less Than 18	#	17	144	161
	%	0.5	5.2	2.6
18-19	#	1,881	262	2,143
	%	55.0	9.5	24.7
20-21	#	931	370	1,301
	%	27.2	13.5	21.1
22-24	#	264	476	740
	%	7.7	17.3	12.0
25-29	#	140	450	590
	%	4.1	16.4	9.6
30-34	#	62	279	341
	%	1.8	10.2	5.5

		Full-Time	Part-Time	Total
35-39	#	50	226	276
	%	1.5	8.2	4.5
40-49	#	52	385	437
	%	1.5	14.0	7.1
50-64	#	19	137	156
	%	0.6	5.0	2.5
65 and Over	#	2	11	13
	%	0.1	0.4	0.2
Age Unknown	#	5	6	11
	%	0.1	0.2	0.2
Total	#	3,423	2,746	6,169
	%	100	100	100

Source: Federal IPEDS Reporting – Fall Enrollment Survey

Enrollment by Age, Fall 2003-2007



Characteristics of Undergraduate Students

NUMBER OF STUDENTS RECEIVING FINANCIAL AID FROM STATE-FUNDED PROGRAMS, FY2007

	Recipients	Awards	Dollars (\$)	\$/Recipient	\$/Award
TAG	743	1,240	952,118	1,281.45	767.84
EOF	1,240	286	149,888	837.36	524.08
Bloustein Scholars	13	22	10,230	786.92	465.00
Urban Scholars	13	24	11,160	858.46	465.00
NJ STARS (Fall 2007)	315		477,289	1,515.20	

Source: Higher Education Student Assistance Survey (Academic Year 2006-2007)

FIRST-TIME FRESHMAN ENROLLMENT BY STATE RESIDENCE, FALL 2007

	In-State Residents	Out-of-State Residents	Total Students	% In-State Residence
First-Time Freshmen	2,051	22	2,073	98.9%
All Students	6,127	42	6,169	99.3%

Source: IPEDS Fall Enrollment Survey (Part C) & GCC Office of Institutional Research & Assessment, Census Day Enrollment Report, Fall 2007.

Degrees/Certificates Conferred, FY2007

Number Degree/Certificates Conferred By Student Race/Ethnicity

	Degrees		Certificates	
	N	Percent	N	Percent
White	471	78.5%	7	70.0%
Black	40	6.7%	0	0.0%
Hispanic	16	2.7%	1	10.0%
Asian	6	1.0%	0	0.0%
Native American	4	0.7%	0	0.0%
Race Unknown	61	10.2%	2	20.0%
Total	598	100%	10	100%

Source: Federal IPEDS – Completions Survey (2006-2007)

Number Degree/Certificates Conferred By Student Gender

	Degrees		Certificates	
	Number	Percent	Number	Percent
Male	205	34.3%	1	10.0%
Female	393	65.7%	9	90.0%
Total	598	100.0%	10	100%

Source: Federal IPEDS Reporting – Completions Survey (2006-2007)

Degrees/Certificates Conferred, FY2007

NUMBER DEGREE/CERTIFICATES CONFERRED BY GENERAL FIELD

IPEDS CIP Major/Program Category	CIP #	Degrees	Certificates
Computer Sciences	11	29	2
Education	13	107	0
Engineering	14	2	0
Engineering Tech	15	16	0
Legal Professions	22	10	5
Liberal Arts and Sciences	24	223	0
Biological Sciences	26	8	0
Parks and Recreation	31	8	0
Security and Protective Services	43	28	0
Health Professions	51	93	0
Business Management	52	74	3
TOTAL		598	10

Source: Student Unit Record Enrollment (SURE) – NJ Commission on Higher Education



DISTANCE EDUCATION PROGRAMS

Gloucester County College does not offer distance education degrees or certificates.

Student Outcomes

TWO- AND THREE-YEAR GRADUATION RATES (FALL 2004 COHORT)

By Student Race/Ethnicity*

	Fall 2004 Cohort	Two-Year Successes	Two-Year Success Rate	Three-Year Successes	Three-Year Success Rate
White	937	57	6.1%	161	17.2%
Black	139	8	5.8%	14	10.1%
Hispanic	33	2	6.1%	4	12.1%
Asian	4	1	25%	1	25%
Other*	125	5	4.0%	17	13.6%
TOTAL	1,240	73	5.9%	197	15.9%

Note: Cohort represents first-time full-time freshman; "Other" includes American Indian and Unknown Race. Resident Alien (N=2) not shown. Source: Student Unit Record Enrollment (SURE) – NJ Commission on Higher Education

By Student Income Level*

	Fall 2004 Cohort	Two-Year Successes	Two-Year Success Rate	Three-Year Successes	Three-Year Success Rate
Low Income*	211	5	2.4%	24	11.4%
Non-Low Income	560	44	7.9%	107	19.1%
Unknown	469	24	5.1%	66	14.1%
TOTAL	1,240	73	5.9%	197	15.9%

Note: Cohort represents first-time full-time freshman; Low Income is defined as student with a NJ Eligibility Index between 1 and 2,499. Source: Student Unit Record Enrollment (SURE) – NJ Commission on Higher Education

Student Outcomes

TWO- AND THREE-YEAR COMBINED GRADUATION AND TRANSFER RATE (FALL 2004 COHORT)

By Student Race/Ethnicity

	Fall 2004 Cohort	Two-Year Successes	Two-Year Success Rate	Three-Year Successes	Three-Year Success Rate
White	937	141	15.0%	402	42.9%
Black	139	18	12.9%	46	33.1%
Hispanic	33	7	21.2%	15	45.5%
Asian	4	2	50%	2	50%
Other*	125	17	13.6%	59	47.2%
TOTAL	1,240	185	14.9%	526	42.4%

* Other includes American Indian and Unknown Race. Resident Alien (n=2) not shown.
 Source: Student Unit Record Enrollment (SURE) – NJ Commission on Higher Education

By Student Income Level

	Fall 2004 Cohort	Two-Year Successes	Two-Year Success Rate	Three-Year Successes	Three-Year Success Rate
Low Income*	211	25	11.8%	72	34.1%
Non-Low Income	560	100	17.9%	269	48.0%
Unknown	469	60	12.8%	185	39.4%
TOTAL	1,240	185	14.9%	526	42.4%

* Low Income is defined as student with a NJ Eligibility Index between 1 and 2,499.
 Source: Student Unit Record Enrollment (SURE) – NJ Commission on Higher Education

Student Outcomes

THIRD-SEMESTER RETENTION RATES, FALL 2006 TO FALL 2007

By Student Race/Ethnicity

	Total	Number Retained	Retention Rate
White	982	597	60.8%
Black	135	54	40.0%
Hispanic	37	19	51.4%
Asian	24	10	41.7%
American Indian	3	2	66.7%
Race Unknown	112	66	58.9%
TOTAL	1,305	757	58.0%

Source: Student Unit Record Enrollment (SURE) – NJ Commission on Higher Education

By Student Income-Level

	Total	Number Retained	Retention Rate
Low Income*	192	92	47.9%
Non-Low Income	567	360	63.5%
Unknown	546	305	55.9%
TOTAL	1,305	757	58.0%

* Low Income is defined as student with a NJ Eligibility Index between 1 and 2,499.

Source: Student Unit Record Enrollment (SURE) – NJ Commission on Higher Education

Student Outcomes

THREE-YEAR TRANSFER RATE TO NJ SENIOR PUBLIC INSTITUTIONS

Fall 2004 Cohort	Transfers through Spring 2007	Transfer Rate
1,240	159	12.8%

Source: Student Unit Record Enrollment (SURE) – NJ Commission on Higher Education

OVERALL THREE-YEAR TRANSFER RATE

Fall 2004 Cohort	Transfers through Spring 2007	Transfer Rate
1,247	329	26.5%

Source: Student Unit Record Enrollment (SURE) – NJ Commission on Higher Education



Faculty Characteristics, Fall 2007

DISTRIBUTION OF FULL-TIME FACULTY BY RACE/ETHNICITY, GENDER, ACADEMIC RANK, AND TENURE STATUS

		White		Black		Hispanic		Asian		Am. Indian		Total		Combined Total
		M	F	M	F	M	F	M	F	M	F	M	F	
Tenure	Professors	7	2	0	0	0	1	1	0	0	0	8	3	11
	Associate Prof.	3	5	0	0	0	0	1	0	0	0	4	5	9
	Assistant Prof.	6	7	1	0	0	0	1	1	0	0	8	8	16
	All Others	4	3	0	0	0	0	0	0	0	0	4	3	7
	TOTAL	20	17	1	0	0	1	3	1	0	0	24	19	43
Without Tenure	Professors	0	0	0	0	0	0	0	0	0	0	0	0	0
	Associate Prof.	0	0	0	0	0	0	0	0	0	0	0	0	0
	Assistant Prof.	3	4	2	1	0	0	0	0	0	0	5	5	10
	All Others	1	10	0	1	0	0	0	0	0	1	1	12	13
	TOTAL	4	14	2	2	0	0	0	0	0	1	6	17	23
Total	Professors	7	2	0	0	0	1	1	0	0	0	8	3	11
	Associate Prof.	3	5	0	0	0	0	1	0	0	0	4	5	9
	Assistant Prof.	9	11	3	1	0	0	1	1	0	0	13	13	26
	All Others	5	13	0	1	0	0	0	0	0	1	5	15	20
	TOTAL	24	31	3	2	0	1	3	1	0	1	30	36	66

Source: Federal IPEDS Reporting – Human Resources Survey (Fall 2007)

PERCENTAGE OF COURSE SECTIONS TAUGHT BY FULL-TIME FACULTY

Full-Time	Part-Time	Other*
44.9%	49.5%	5.7%

GCC staff members who also teach.

Source: GCC Institutional Research and Assessment (Report Generated: September 2008)

RATIO OF FULL- TO PART-TIME FACULTY

	Number	Percent
Full-time	66	18.8%
Part-time	286	81.3%

Source: Federal IPEDS Reporting – Fall Staff Survey (Fall 2007)

Characteristics of the Board of Trustees



Trustee Demographics by Race/Ethnicity and Gender		
	Gender	
Ethnicity	Male	Female
Caucasian	7	0
African American	2	2

Trustee	Profession
Milton W. Hinton, Jr. , Chairman	Public Sector Management
Edward J. Campbell, Vice Chair	Retired School Administrator
Gene J. Concordia, Treasurer	Director, Sales and Marketing
Yvette C. Ross, Secretary	Vice Chair, NJ State Parole Board
Grant W. Keller, Esq.	Attorney
Dr. George J. Scott	Physician
Virginia Scott	Retired
Steven M. Shriver	Vice President, Business Development
Dr. H. Mark Stanwood	Gloucester County Superintendent of Schools
John J. Vinci	Director, Parks and Recreation
Dr. Russell A. Davis	President, Gloucester County College

*Note: Membership as of September 2008.
Source: Secretary, GCC Board of Trustees.*

A Profile of the Institution

DEGREE AND CERTIFICATE PROGRAMS

Allied Health, Nursing & Science

Diagnostic Medical Sonography	A.A.S.
Health Science	A.A.S.
Nuclear Medicine Technology	A.A.S.
Nursing	
Generic Program	A.S.
LPN to RN Program	A.S.
Respiratory Therapy: Joint Degree (UMDNJ)	A.A.S.

Business Studies & Technologies

Accounting	A.A.S.
Computer Accounting Option	Cert.
Automotive Technology (Ford ASSET Program)	A.A.S.
Business Administration	A.S.
Civil Engineering Technology	A.A.S.
Construction Management Option	A.A.S.
Track available for this option:	
Construction Technology Track	A.A.S.
Field Supervision Track	A.A.S.
Inspection and Code Enforcement Track	A.A.S.
Project Management Track	A.A.S.
Civil Engineering Technology	
Land Surveying Option	A.A.S.
Computer Graphic Arts Print Option	A.A.S.
Computer Graphic Arts Interactive Media Option	Cert.
Computer Information Systems	A.A.S.
Computer Information Technology	A.S.
Software Development	A.A.S.
Computer Science	Cert.
Computerized Office Administration	A.S.
Legal Option	A.A.S.
Medical Option	A.A.S.
Computerized Office Administration	Cert.
Medical Transcriptionist	Cert.
Drafting and Design Technology	A.A.S.
Engineering Science	A.S.
Marketing & Management	A.A.S.
Information Systems Option	A.A.S.
Small Business Option	A.A.S.
Network Management	A.A.S.
Paralegal	Cert.
Real Estate	A.A.S.
Web Site Development for E-commerce	Cert.
	A.A.S.

Health, Physical Education & Recreation

Exercise Science	A.S.
Health, Physical Ed. & Recreation	A.A.

Liberal Arts

Arts & Sciences	A.A.
Art Option	A.A.
Communications Option	A.A.
English Option	A.A.
Fine and Performing Arts Option	A.A.
Government, Law Option	A.A.
History, Political Science Option	A.A.
Psychology Option	A.A.
Social Sciences, Human Services Option	A.A.
Sociology Option	A.A.
Theatre, Drama Option	A.A.
Education	A.A.
Human Development	A.S.
Early Childhood Education Option	Cert.
Special Education Option	A.S.

Mathematics and Science

Biology	A.S.
Chemistry	A.S.
Arts and Sciences	A.S.
Math option	A.S.

Public Safety & Security

Arts and Sciences	
Criminal Justice Option	A.S.
Law Enforcement	A.A.S.
Security	Cert.

Professional Development Certificates

Accounting	
Civil Engineering Technology	
Civil Engineering Technology, Land Surveying Option	
Computer Accounting	
Computer Aided Drafting and Design (CADD)	
Computer Graphic Arts: Print Option	
Computer Graphic Arts: Interactive Media Option	
Computerized Medical Office Systems	
Computerized Office Systems	
Construction Supervision	
Microcomputers	
Network Management	
Real Estate	
Web Site Development	

Source: GCC 2009 Catalog.

A Profile of the Institution

ARTICULATION AGREEMENTS WITH AREA COLLEGES BY DEGREE TYPE

Gloucester County College A.A. Degree Programs				
	A.A. Arts & Sciences	A.A. Education	A.A. Health & Physical Education	A.A. Liberal Arts
Cabrini College				B.A. English B.A. English/Communication B.A. American Studies B.A. Arts Administration B.A. Graphic Arts B.A. History Political Science Philosophy Psychology Religion Sociology
Drexel University		B.S. Elementary Education		B.A. B.A.
Immaculata College		Teacher Prep Curriculum		B.S. Dietetics
Rosemont College	Rosemont will grant junior status to GCC graduates with an Associate's degree and grades of C or better			
Springfield College	B.S. Human Services			
Wesley College		B.S. Elementary Education	B.S. Physical Education B.S. Education - Physical Education	B.A. Liberal Studies Management Marketing B.S. B.S.
Widener University				B.A. Political Science B.A. Psychology B.A. Sociology

Note: Status as of September 2008.

Gloucester County College A.S. Degree Programs				
	A.S. Arts & Sciences	A.S. Biology	A.S. Business Administration	A.S. Chemistry
Cabrini College			B.S. Accounting B.S. Business Adm. B.S. Finance B.S. HR Mgmt. B.S. Marketing	
Drexel University		B.S. Biotechnology		B.S. Chemistry
Goldey Beacom College			B.S. Business Adm./Mgmt.	
Rosemont College	Rosemont will grant junior status to GCC graduates with an Associate's degree and grades of C or better		Rosemont will grant junior status to GCC graduates with an Associate's degree and grades of C or better	
University of New Haven			B.S. Hotel/Restaurant/ Tourism (4 tracks)	
University of Phoenix			B.S. Business Adm./Accounting	
Wesley College		B.S. Biology Ed Biology	B.S. Accounting Mgmt. B.S. Marketing	
Widener University			B.S. Accounting Economics Mgmt.	B.S. B.S.
	A.S. Computer Information Systems	A.S. Computer Science	A.S. Engineering Science	A.S. Nursing
College of New Jersey			B.S. Engineering Science	
Drexel University		B.S. Computer Science	(in revision) B.S. Engineering (various)	
Goldey Beacom College	B.S. Computer Information Systems			
Richard Stockton College				B.S. Nursing
Thomas Jefferson University				B.S.N. Nursing
University of Phoenix	B.S. Business/ Information Systems			
Wesley College	B.S. Computer Information Systems	B.S. Computer Science		
Widener University			B.S. Engineering	B.S. Nursing

Note: Status as of September 2008.

Gloucester County College A.A.S. Degree Programs				
	A.A.S. (various)	A.A.S. Accounting	A.A.S. Accounting (Computer Option)	A.A.S. Civil Engineering Construction Management
Drexel University				B.S. Civil Engineering
Goldey Beacom College		B.S. Accounting	B.S. Accounting/Information Systems	
Springfield College	B.S. Human Services			
University of Phoenix		B.S. Business Adm./Accounting		

	A.A.S. Computer Graphic Arts	A.A.S. Hospitality Management	A.A.S. Marketing & Management	A.A.S. Marketing & Management (Small Business Option)
Goldey Beacom College			B.S. Business Adm./Marketing & Management	
LaRoche College	B.S. Graphic Design			
University of Phoenix			B.S. Business/Management	
Wesley College			B.S. Management Marketing B.S.	B.S. Management B.S. Marketing
Widener University		B.S. Hospitality Management		

Note: Status as of September 2008.

Gloucester County College Allied Health Programs

	Allied Health 2+2 programs	Nuclear Medicine Technology	Unspecified
Fairleigh Dickinson University			B.A. Individual Studies - concentrations in: <i>Business, Computer & Information Systems, Communications & Technology, Criminal Justice.</i> B.A. Humanities B.A. Mathematics B.S. Nursing (RN to BSN)
Thomas Jefferson University	6 B.S. programs		
Wilmington College		Sociology	

Note: Status as of September 2008.



Notes	
Fairleigh Dickinson	Articulation agreement covers students who have completed an Associate's Degree – they will be accepted as juniors and enabled to complete upper division FDU courses for indicated undergraduate programs on GCC campus. Pursuing agreements in Business & Education
Immaculata College	Pursuing agreements in business and education
Richard Stockton College	Additional agreements in process
Rowan University	Comprehensive academic program guidelines. Copies of curriculum sheets for all Rowan programs available in Office of Student Development
Rutgers University New Brunswick and Camden	16 degree programs. Not all programs available at both campuses. Very strict guidelines. Students must sign up to be part of dual admissions during their first semester at GCC. Programs are: American Students (NB); Anthropology (NB); Art History; Biochemistry; Biology; Business (NB); Chemistry; English (Camden); History; Mathematics (Camden); Philosophy; Political Science; Psychology; Sociology. Students do not have to be part of the dual admissions program to successfully transfer to Rutgers.
Rutgers University Camden	Advising sheets for A.S. Business Administration transferring into B.S. degrees in Marketing, Management, Finance, and Accounting. A.A.S. Nursing transferring into B.S.N. in Nursing.
St. Peter's College	General agreement; not programmatic
Strayer University	An articulation agreement has been drafted, is currently under review, and is expected to be signed in Fall 2007.
Temple University	For students who first enroll at Temple for or after Spring 2001, having received an Associate's degree in one of the following in or after May 1985: Any A.A., A.S. Arts & Sciences, Biology, Business Administration, Chemistry or Human Development, and once the student is certified to Temple's Director of Core and Transfer by GCC's Office of Student Development. GCC graduates entering Temple under the terms of above agreement will be accepted as juniors at Temple University provided they have achieved a minimum grade of C in all applicable courses. Core-to-Core Transfer Agreement: For those students Temple accepts the general education embedded in the GCC degree in lieu of Temple's Core curriculum requirements (except for 2 writing intensive courses to be taken at Temple). GCC degrees and programs not named in this agreement are not eligible for Core-to-Core transfer. Course equivalent sheets for Engineering Science, Civil Engineering Technology, Digital Electronics, and Drafting and Design Technology. In the 2007-2008 academic year, there will be an updated (and newly signed) Core-to-Core agreement, conforming to the institution-wide changes Temple University has made regarding their General Education requirements, and consistent with their interest in having community college courses and students' General Education credits match Temple's.

Note: Status as of September 2008.

A Profile of the Institution

TECH PREP ARTICULATION AGREEMENTS WITH AREA HIGH SCHOOLS

	Camden VoTech	Clayton	Del sea	Dept ford	Gate way	Glass boro	GCIT	Kings way	Pauls boro	Pit man	Salem VoTech	Wash Twp	West Deptford	Wms town	Wood bury
Accounting			X				X					X	X		
Auto. Tech							X								
Banking							X								
Busin. Adm.					X	X		X	X	X					
CADD							X								
CADD/CIM			X		X					X					
Chemical Eng. Tech (Env. Tech)												X			
Chemical Eng. Tech (HazMat)												X			
Chemical Tech			X						X					X	X
CIM/DEL							X								
Civil Eng. Tech												X			
Civil Eng. Tech (Land Surveying)												X			
Comp. Graphic Arts												X			
Comp. Info Processing							X								
Comp. Sys. Tech							X								
Comp. Office Adm.							X								
Const. Mgmt.							X								
Draft/Design Tech												X			
Early Child. Ed.		X													
Economics							X								
Graphic Arts							X								
Health Sci. Acad.							X								
Hospitality Mgmt.	X														
Human Development						X					X				
Law Enforcement							X				X				
Network Mgmt.	X						X				X				
Office Adm.							X								
Office Systems		X	X	X	X		X	X	X	X		X	X		

Note: Status as of September 2008.

Major Research and Public Service Activities

A SAMPLING OF FACULTY/STAFF ACTIVITIES, ACADEMIC YEAR: 2007-2008

MAJOR RESEARCH / SCHOLARLY ACTIVITIES

- **Anna P. Roth**, *Associate Professor, Mathematics, Arts & Sciences Division*. Peer Reviewer, "Introductory Algebra 2nd Edition" and "Beginning Algebra: 7th Edition."
- **Natalka Pavlovsky, Ph.D.**, *Assistant Professor, Music, Arts & Sciences Division*. Representative for 2-year Colleges, State NJ ACDA Board American Choral Directors' Association (2006- Present).
- **Lori Joyce**, *Assistant Professor, Communications, Arts & Sciences Division*. "Cervantes. Twain's Inspiration for *A Connecticut Yankee in King Arthur's Court*" included in academic book, *Don Quixote, the First Four Hundred Years*, published by the Universidad de San Marcos Press.
- **Brenden Rickards**, *Assistant Professor, Biology, Arts & Sciences Division*. Peer reviewed research in top 10 biology journal- *Molecular Cell*, "The double bromodomain proteins Brd2 and Brd3 couple histone acetylation to transcription" (2008). Ad Hoc reviewer for Pearson Education's Mastering Biology Program (2008).
- **Dr. Ross Beitzel, Professor, Art, Arts & Sciences Division**. Recipient of the Paul Aiken Encore Award by the Gloucester County Cultural & Heritage Commission (May 21, 2008).

PUBLIC SERVICE / COMMUNITY SERVICE ACTIVITIES

- **Susan Weiss**, *Publications Administrator, Public Relations and Marketing*. Volunteer Publisher (working with an editor) of tri-yearly publication "The CUB of the Golden Lion" by and for the 106th Infantry Division Association, Inc. Board Member, Gloucester County Volunteer Center.
- **Carol Henzy**, *Administrator, Arts & Sciences Division*. Board Member, Emergency Management Board, Harrison Township, NJ.
- **Natalka Pavlovsky, Ph.D.**, *Assistant Professor, Music, Arts & Sciences Division*. Judge, Beneficial Scholars Program Essay Contest Scholarship Program (December 2007- January 2008).

- **Andrea Stanton**, *Administrator, Public Relations & Marketing*. Volunteer, Interfaith Hospitality Network, Family Promise- Gloucester County Volunteer Location: St. John's Lutheran Church, Williamstown, NJ.
- **Lori Joyce**, *Assistant Professor, Communications, Art and Sciences Division*. Judge at Pennsylvania Governor's School for the Arts, Coordinator, book donations (Phi Theta Kappa Better World Books and Book collections for Africa); Volunteer for Harrison Township Historical Society (2005-Present); Clearview High School Team Auxiliary Support Groups (2007-Present); Interfaith Hospitality Network (2007 – Present).
- **Brenden Rickards, Ph.D.**, *Assistant Professor, Biology, Arts & Sciences Division*. Volunteer- Burlington County Community Action Program Head Start Holiday Food Drives, Mt. Holly, NJ.

Major Research and Public Service Activities

Gloucester County College continues to serve as a hub for numerous county-wide public service activities, including but not limited to:

- Facilitated grant awards in **Continuing Education** totaling close to \$1.45 million in fiscal year 2008. Awards include:
 - \$300,000 NJ DOL Construction Trades Training Program for Women and Minorities;
 - \$187,500 NJ DOL YTTW
 - \$48,000 USDA Challenge Grant, Equine Science
 - \$611,923, Adult Basic Education, Department of Workforce Development, Title III
- Awarded \$2.4 in grants including a \$2 million Community Based Job Training Grant to increase the capacity of GCC to offer education and training in food science.
- Provided a wide variety of cultural activities, such as art exhibits, concerts, theatre productions, and hands-on workshops, through the **Fine Arts Center** and the **Dr. Ross Beitzel Art Gallery**.
- Hosted the **Eighth Annual Women in Technology Fair** in which over 176 middle school girls from 24 schools throughout Gloucester County attended a full-day series of workshops designed to illustrate the rewards and satisfactions of careers in various technology fields.
- Served as a major provider of **short-term occupational training** for the Gloucester County College Workforce Investment Board.
- Served as the primary training resource for the **Delaware Valley Safety Council**, annually providing specialized safety training to more than 7,000 industrial workers, which represents 14, 775 total registrations.
- Graduated 384 students with a New Jersey High School Diploma as part of GCC's role **in the Gloucester County Adult Basic Skills Consortium** which is funded through the New Jersey Department of Education. Extended ABE/GED services into the Gloucester County Correctional Facility and Juvenile Detention Center (The One-Stop) and Glassboro High School.
- Host to over 35,000 people at the **Chili Cook-Off**, sponsored by the Gloucester County Chamber of Commerce.
- Provided high-quality summer camp experiences to 1,172 students from the region.
- Acted as a contact point for adults seeking information and assistance about returning to college through programs in the **Center for Adult Services** and the **Center for People in Transition**.
- Administered the **Retired Senior Volunteer Services Program** which provides over 100,000 hours of annual volunteer service, directed to community need.

Major Capital Projects

Facilities

- Replaced the geothermal heating and air conditioning system with a conventional system
- Replaced the air conditioning system for the Health Science building
- Replaced the Library Roof
- Replaced the storm-water sewer system in the college plaza
- Installed a well and pump as a backup water supply at the Fire Academy
- Completed the Oil Refinery Storage Tank training apparatus at the Fire Academy
- Upgraded technology in five (5) classrooms to “Smart Classrooms.” Seventy percent of GCC classrooms are equipped with state-of-the-art instructional technology.
- Renovated and opened a 45-seat computer lab at the Business and Industry Training Center (BIT)

Security

- Installed additional Security Cameras
- Installed new and replacement emergency telephones

