

## Mercer County Community College Institutional Profile, 2008

	<u>Page</u>
I. Table of Contents	1
Preface	2
II Accreditation Status	
A. Institutional Accreditations	3
Professional Accreditations	3
B. Number of undergraduates by attendance status	4
Number of non-credit students served	4
C. Characteristics of Undergraduate Students	
Table II.C.2: Remediation/Development Education	5
Table II.C.3.a: Undergraduate Enrollment by Race/Ethnicity	6
Table II.C.3.b: Undergraduate Enrollment by Gender	7
Table II.C.3.c: Undergraduate Enrollment by Age	8
Table II.C.4: Financial Aid from State-funded Programs	9
Table II.C.5: Undergraduate Enrollment by State of Residence	9
D. Degrees Conferred	
Table II.D1.a: Sub-baccalaureate Degrees Conferred by Race/Ethnicity	10
Table II.D.1.b: Sub-baccalaureate Degrees Conferred by Gender	10
Table II.D.2: Sub-baccalaureate Degrees Conferred by General Field	11
E. Student Outcomes - Graduation and Transfer	
Table II.E.1.a: Two- and Three-Year Success Rates (Combined Graduation & Transfer) of Fall 2004 Full-time First-time Freshmen by Race/Ethnicity	12
Table II.E.1.b: Two- and Three-Year Success Rates (Combined Graduation & Transfer) of Fall 2004 Full-time First-time Freshmen by Income	12
Table II.E.1.c: Two- and Three-Year Graduation rates of Fall 2004 Full-time First-time Freshmen by Race/Ethnicity	13
Table II.E.1.d: Two- and Three-Year Graduation rates of Fall 2004 Full-time First-time Freshmen by income	13
Table II.E.2.a: Third Semester Retention of Full-time First-time Freshmen by Race/Ethnicity, Fall 2006 to Fall 2007	14
Table II.E.2.b: Third Semester Retention of Full-time First-time Freshmen by Income, Fall 2006 to Fall 2007	14
Table II.E.3.b: Three-Year Transfer Rate of Fall 2004 Full-time First-time Freshmen to NJ Senior Public Institutions	15
Table II.E.3.c: Overall Three-Year Transfer Rate of Fall 2004 Full-time First-time Freshmen	15
F. Faculty Characteristics	
Table II.F.1: Full-time Faculty by Race/Ethnicity, Gender and Academic Rank Fall 2007	16
Table II.F.2: Percentage of Course Sections Taught by Full-time Faculty, Fall 2007	16
Table II.F.3: Ratio of Full- to Part-time Faculty, Fall 2007	16
G. Characteristics of the Trustees	
Table G.1: Race/Ethnicity and Gender of the Members of the Board of Trustees	17
Table G.2: Members of the Board of Trustees	17
H. Profile of the Institution	18
Degree and Certificate Programs	
Table H.1: List of Credit Programs by Degree Type	19
I. Major Research and Public Service Activities	21
J. Major Capital Projects	22

**Mercer County Community College - Institutional Profile, 2008**

Preface

Attached herewith is the 2008 Institutional Profile for Mercer County Community College.

This information provides a snapshot of the state of our institution.

A handwritten signature in cursive script, reading "Patricia C. Donohue", is positioned above a horizontal line.

Dr. Patricia C. Donohue

President

## Mercer County Community College - Institutional Profile, 2008

### A. Accreditation Status

#### Institutional Accreditations

Mercer was initially accredited in 1970, and this accreditation was renewed for ten years in 1975 and again in 1985. Mercer was most recently granted ten-year re-accreditation in 2005 by the Commission on Higher Education of the Middle States Association of Colleges and Schools, and the State of New Jersey's Board of Higher Education has authorized Mercer to award the associates degree.

#### Professional Accreditations

The New Jersey Board of Nursing approves and the National League accredits the college's Associate Degree Nursing program. The Radiography program is accredited by the Joint Review Committee on Education in Radiologic Technology and approved by the New Jersey Radiologic Technology Board of Examiners. The Medical Laboratory Technology program is accredited by the National Accrediting Agency of Clinical Laboratory Sciences. The Commission on Accreditation in Physical Therapist Education of the American Physical Therapy Education has given accreditation to the Physical Therapist Assistant program. The American Bar Association accredits the Legal Assistant program. The Technology Accreditation Commission of the Accreditation Board for Engineering & Technology accredits the Civil Engineering Technology program. The American Board of Funeral Service Education accredits the Funeral Services program. Mercer's Aviation Flight Technology program became the first two-year aviation program in the nation to be accredited by the Aviation Accreditation Board International.

**Mercer County Community College - Institutional Profile, 2008**

**IIB 1. Number of students served.**

**Mercer  
Table II.B.1:  
Undergraduate Credit Enrollment by Attendance Status, Fall 2007**

<u>Full-time</u>		<u>Part-time</u>		<u>Total</u>
<u>Num</u>	<u>Pct</u>	<u>Num</u>	<u>Pct</u>	
3,607	39.7%	5,487	60.3%	9,094

**Mercer  
Table II.B.3:  
Non-Credit Enrollment, FY 2007**

	<u>Total Number of Registrations<sup>1</sup></u>	<u>Unduplicated Headcount</u>	<u>Total Clock Hours (One Clock Hour = 60 minutes)</u>	<u>Total FTEs<sup>2</sup></u>
<b>Open Enrollment</b>	24,836	8,818	802,329	1,783
<b>Customized Training</b>	4,443		49,935	111

<sup>1</sup>Includes all registrations in any course that started on July 1, 2006 through June 30, 2007

<sup>2</sup>FTEs were computed by converting clock hours to credit hours (by dividing by 15), then converting credit hours to FTEs (dividing by 30).

Source: SURE Non-credit Open Enrollment file and NJ IPEDS Form #31, Customized Training.

**Mercer  
Table II.B.4:  
Unduplicated Enrollment, FY 2007#**

<u>Headcount Enrollment</u>	<u>Credit Hours</u>	<u>FTE</u>
13,054	176,306	5,877

Source: IPEDS 12-Month Enrollment Survey

*# Data is for Academic Year September 1, 2006 thru August 31, 2007, not FY.*

**Mercer County Community College - Institutional Profile, 2008**

**II.C.2 REMEDIATION / DEVELOPMENT EDUCATION**

- 1 Name of basic skills placement test administered and criteria (if any) for selecting test takers in fall 2006

Accuplacer

- 2 Total number of undergraduate students enrolled in fall 2007

Total number of students tested	Number of students enrolled in one or more remedial courses	% of total
9094	1 870	21%

Total enrollment = includes all students, FT, PT, returning, transfers, etc.

- 3 Total number of First-time, full-time (FTFT) matriculated students enrolled in remediation in fall 2007

Total Fall 2007 undergraduate enrollment	No. of students enrolled in one or more remedial courses	% of Total
1,286	732	57%

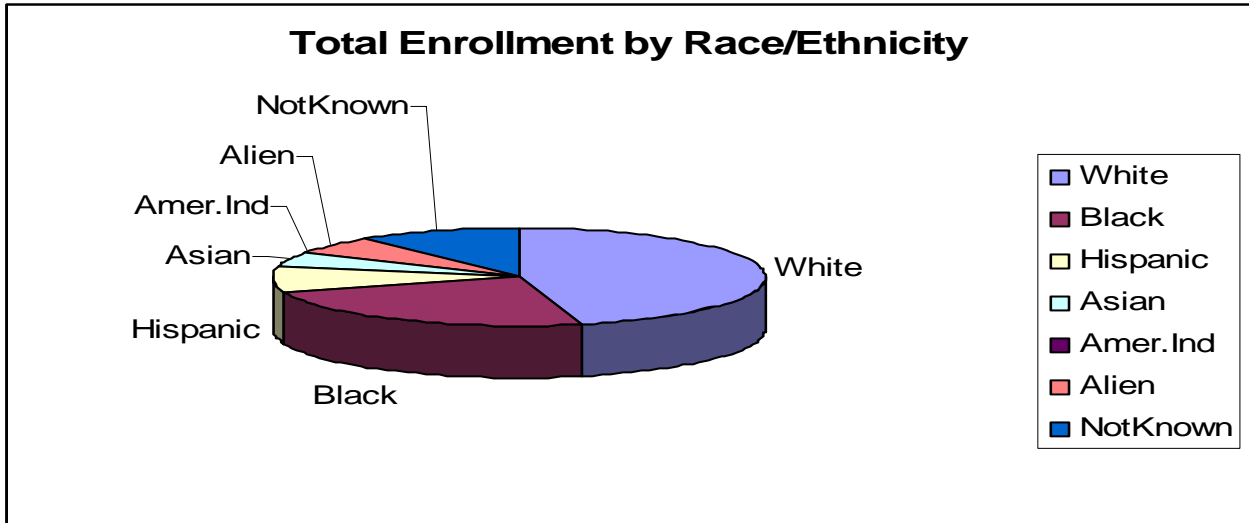
4. First-time, Full-time matriculated students (FTFT) enrolled in remediation in Fall 2007 by subject area.

Subject area	No enrolled	% of all FTFT enrolled in:
Reading	529	41%
Writing	423	33%
Math Computation	357	28%
Elem. Algebra	242	19%

**Mercer  
Table II.C.3.a:  
Undergraduate Enrollment by Race/Ethnicity, Fall 2006**

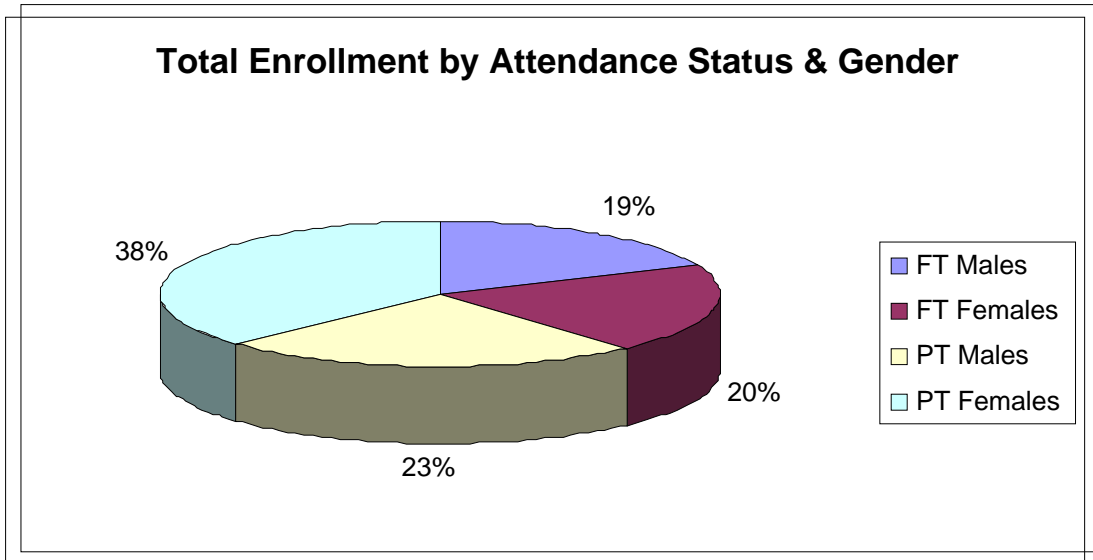
	<u>White</u>		<u>Black</u>		<u>Hispanic</u>		<u>Asian</u>		<u>Amer.Ind.</u>		<u>Alien</u>		<u>Race Unknown</u>		<u>Total</u>	
	<u>Num</u>	<u>Pct</u>	<u>Num</u>	<u>Pct</u>	<u>Num</u>	<u>Pct</u>	<u>Num</u>	<u>Pct</u>	<u>Num</u>	<u>Pct</u>	<u>Num</u>	<u>Pct</u>	<u>Num</u>	<u>Pct</u>	<u>Num</u>	<u>Pct</u>
<b>Full-time</b>	1,792	49.7%	764	21.2%	325	8.7%	169	4.7%	5	0.1%	262	7.3%	290	8.0%	3,607	100.0%
<b>Part-time</b>	2,320	42.3%	1,456	26.5%	550	8.3%	288	5.2%	12	0.2%	315	5.7%	546	10.0%	5,487	100.0%
<b>Total</b>	4,112	45.2%	2,220	24.4%	875	8.5%	447	5.0%	17	0.2%	577	6.3%	836	9.2%	9,094	100.0%

Mercer County Community College - Institutional Profile, 2008



Mercer  
Table II.C.3.b:  
Undergraduate Enrollment by Sex, Fall 2007

Full-time		Part-time		Total		Male		Female		Total	
Male	Pct	Female	Pct	Male	Pct	Female	Pct	Male	Pct	Female	Pct
1,786	49.5%	1,821	50.5%	3,474	2,109	38.4%	3,378	61.6%	5,487	3,895	42.8%
										5,199	57.2%
											9,094

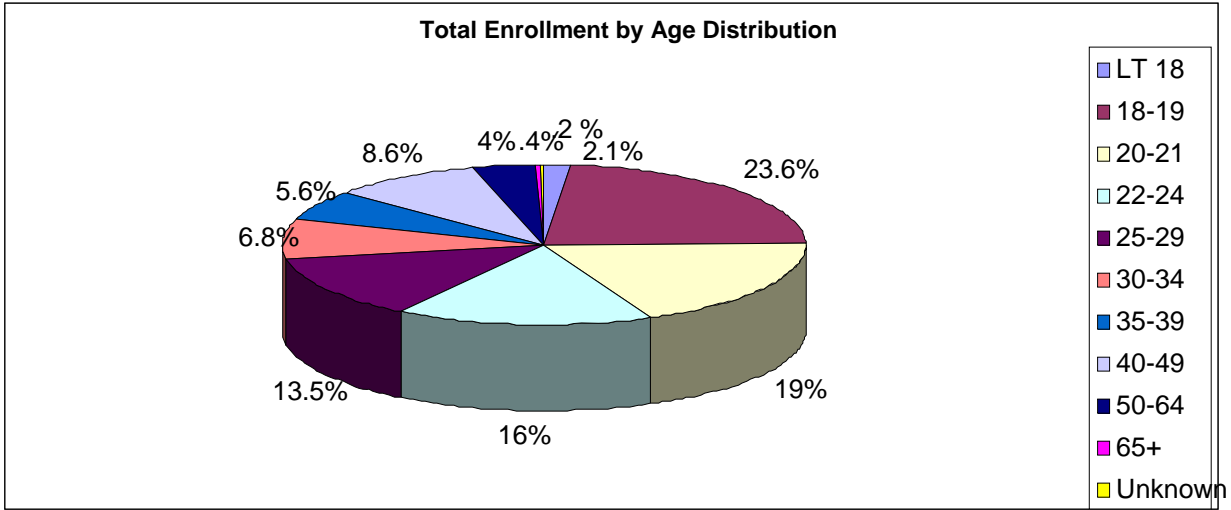


**Mercer County Community College - Institutional Profile, 2008**

**Mercer  
Table II.C.3.c:  
Undergraduate Enrollment by Age, Fall 2007**

		<u>LT 18</u>	<u>18-19</u>	<u>20-21</u>	<u>22-24</u>	<u>25-29</u>	<u>30-34</u>	<u>35-39</u>	<u>40-49</u>	<u>50-64</u>	<u>65+</u>	<u>Unknown</u>	<u>Total</u>
Full-time	Num	35	1,702	961	403	249	94	60	81	19	0	3	3,607
	Pct	1.0%	47.2%	26.6%	11.2%	6.9%	2.6%	1.7%	2.2%	0.5%	0.0%	0.1%	100.0%
Part-time	Num	159	447	763	1,054	981	528	447	705	352	39	12	5,487
	Pct	2.9%	8.1%	13.9%	19.2%	17.9%	9.6%	8.1%	12.8%	6.4%	0.7%	0.2%	100.0%
Total	Num	194	2,149	1,724	1,457	1,230	622	507	786	371	39	15	9,094
	Pct	2.1%	23.6%	19.0%	16.0%	13.5%	6.8%	5.6%	8.6%	4.1%	0.4%	0.2%	100.0%

Source: NJ Commission on Higher Education, Office of Research and Policy Analysis



**Mercer  
Table II.C.4:  
Financial Aid from State-Funded Programs, FY 2007**

	<u>Recipients</u>	<u>Awards</u>	<u>Dollars(\$)</u>	<u>\$/Recipient</u>	<u>\$/Award</u>
<b>TAG</b>	1,381	2,257	1,658,569	1,200.99	734.86
<b>EOF</b>	294	509	225,994	68.69	444.00
<b>Bloustein Scholars</b>	10	19	8,835	883.50	0.00
<b>Urban Scholars</b>	9	17	7,905	878.33	465.00
<b>NJCLASS Loans</b>		8	43,475		5,434.38
<b>NJ STARS (Fall 2006)</b>	145		243,522	1,679.46	

Source: HESAA System Files

**Mercer  
Table II.C.5  
Total First-time Undergraduates in Fall 2007 Enrollment  
By State Residence**

<u>State Residents</u>	<u>Non-State Residents</u>	<u>Total</u>	<u>% State Residents</u>
1,962	31	1,993	98.4%

Source: IPEDS Fall Enrollment Survey Part C

**Mercer County Community College - Institutional Profile, 2008**

**D. Degrees Conferred**

**Mercer  
Table II.D.1.a:**

**Degrees/Certificates Conferred by Race/Ethnicity, FY 2007**

	<u>White</u>		<u>Black</u>		<u>Hispanic</u>		<u>Asian</u>		<u>American Ind.</u>		<u>Alien</u>		<u>Race Unknown</u>		<u>Total</u>	
	<u>Num</u>	<u>Pct</u>	<u>Num</u>	<u>Pct</u>	<u>Num</u>	<u>Pct</u>	<u>Num</u>	<u>Pct</u>	<u>Num</u>	<u>Pct</u>	<u>Num</u>	<u>Pct</u>	<u>Num</u>	<u>Pct</u>	<u>Num</u>	<u>Pct</u>
<b>Certificates</b>	51	56.0%	16	17.6%	7	7.7%	5	5.5%	0	0.0%	2	2.2%	10	11.0%	91	100.0%
<b>Associates</b>	416	55.8%	140	18.8%	47	6.3%	42	5.6%	0	0.0%	37	5.0%	63	8.5%	745	100.0%
<b>Total</b>	467	55.9%	156	18.7%	54	6.5%	47	5.6%	0	0.0%	39	4.7%	73	8.7%	836	100.0%

**Table II.D.1.b:  
Degrees/Certificates Conferred by Sex, FY 2007**

	<u>Men</u>		<u>Women</u>		<u>Total</u>	
	<u>Num</u>	<u>Pct</u>	<u>Num</u>	<u>Pct</u>	<u>Num</u>	<u>Pct</u>
<b>Certificates</b>	36	39.6%	55	60.4%	91	100.0%
<b>Associates</b>	298	40.0%	447	60.0%	745	100.0%
<b>Total</b>	334	40.0%	502	60.0%	836	100.0%

**Mercer  
Table II.D.2:  
Degrees/Certificates Conferred by General Field, FY 2007**

<u>IPEDS CIP Code</u>		<u>Certificate</u>	<u>Associate</u>	<u>Total</u>
<u>Major Category</u>				
01	Agriculture	4	13	17
04	Architecture	0	8	8
10	Communication Tech	0	10	10
11	Computer Sciences	1	27	28
12	Personal Services	39	15	54
14	Engineering	2	0	2
15	Engineering Tech	11	38	49
22	Legal Professions	7	5	12
24	Liberal Arts/Sciences	2	178	180
43	Security/Protective	0	47	47
44	Public Administration	0	9	9
49	Transportation	0	4	4
50	Visual/Perform Arts	1	68	69
51	Health Professions	11	173	184
52	Business/Management	13	150	163
	<b>TOTAL</b>	<b>91</b>	<b>745</b>	<b>836</b>

Source: IPEDS Completions Survey



**Mercer County Community College - Institutional Profile, 2008**

**E. Student Outcomes**

**Mercer  
Table II.E.1.a**

**Two- and Three-Year Success Rates (Combined Graduation & Transfer) of Fall 2004 Full-time First-time Freshmen by Race/Ethnicity**

	<u>White</u>		<u>Black</u>		<u>Hispanic</u>		<u>Asian</u>		<u>Alien</u>		<u>Other *</u>		<u>Total</u>	
	<u>Num</u>	<u>Pct</u>	<u>Num</u>	<u>Pct</u>	<u>Num</u>	<u>Pct</u>	<u>Num</u>	<u>Pct</u>	<u>Num</u>	<u>Pct</u>	<u>Num</u>	<u>Pct</u>	<u>Num</u>	<u>Pct</u>
Fall 2004 Cohort	630		304		102		63		66		111		1,276	
Success after 2 Years	77	12.2%	20	6.6%	4	3.9%	12	19%	3	4.5%	5	4.5%	121	9.5%
Success after 3 Years	283	44.9%	76	25%	22	21.6%	25	39.7%	15	22.7%	43	38.7%	464	36.4%

\* Other includes American Indian and Unknown Race.

**Mercer  
Table II.E.1.b**

**Two- and Three-Year Success Rates (Combined Graduation & Transfer) of Fall 2004 Full-time First-time Freshmen by Income**

	<u>Low Income *</u>		<u>Non-Low Income</u>		<u>Unknown</u>		<u>Total</u>	
	<u>Num</u>	<u>Pct</u>	<u>Num</u>	<u>Pct</u>	<u>Num</u>	<u>Pct</u>	<u>Num</u>	<u>Pct</u>
Fall 2004 Cohort	286		426		564		1,276	
2 Year Rates	14	4.9%	67	15.7%	40	7.1%	121	9.5%
3 Year Rates	57	19.9%	199	46.7%	208	36.9%	464	36.4%

\* Low Income is defined as student with a NJ Eligibility Index between 1 and 2,499.  
Source: SURE Cohort File

**Mercer  
Table II.E.1.c**

**Two- and Three-Year Graduation Rates of Fall 2004 Full-time First-time Freshmen by Race/Ethnicity**

	<u>White</u>		<u>Black</u>		<u>Hispanic</u>		<u>Asian</u>		<u>Alien</u>		<u>Other *</u>		<u>Total</u>	
	<u>Num</u>	<u>Pct</u>	<u>Num</u>	<u>Pct</u>	<u>Num</u>	<u>Pct</u>	<u>Num</u>	<u>Pct</u>	<u>Num</u>	<u>Pct</u>	<u>Num</u>	<u>Pct</u>	<u>Num</u>	<u>Pct</u>
Fall 2004 Cohort	630		304		102		63		66		111		1,276	
Success after 2 Years	38	6.0%	5	1.6%	1	1%	6	9.5%	1	1.5%	2	1.8%	53	4.2%
Success after 3 Years	100	15.9%	19	6.3%	6	5.9%	11	17.5%	4	6.1%	17	15.3%	157	12.3%

\* Other includes American Indian and Unknown Race.

**Mercer  
Table II.E.1.d**

**Two- and Three-Year Graduation Rates of Fall 2004 Full-time First-time Freshmen by Income**

	<u>Low Income *</u>		<u>Non-Low Income</u>		<u>Unknown</u>		<u>Total</u>	
	<u>Num</u>	<u>Pct</u>	<u>Num</u>	<u>Pct</u>	<u>Num</u>	<u>Pct</u>	<u>Num</u>	<u>Pct</u>
Fall 2004 Cohort	286		426		564		1,276	
2 Year Rates	4	1.4%	23	5.4%	26	4.6%	53	4.2%
3 Year Rates	13	4.5%	66	15.5%	78	13.8%	157	12.3%

\* Low Income is defined as student with a NJ Eligibility Index between 1 and 2,499.

**Mercer County Community College - Institutional Profile, 2008**

**Mercer  
Table II.E.2.a  
Third Semester Retention of Full-time First-time Freshmen by Race/Ethnicity, Fall 2006 to Fall 2007**

	<u>White</u>		<u>Black</u>		<u>Hispanic</u>		<u>Asian</u>		<u>American Ind.</u>		<u>Alien</u>		<u>Race Unknown</u>		<u>Total</u>	
	<u>Num</u>	<u>Pct</u>	<u>Num</u>	<u>Pct</u>	<u>Num</u>	<u>Pct</u>	<u>Num</u>	<u>Pct</u>	<u>Num</u>	<u>Pct</u>	<u>Num</u>	<u>Pct</u>	<u>Num</u>	<u>Pct</u>	<u>Num</u>	<u>Pct</u>
Retained	390	71.8%	165	52.4%	85	65.9%	34	68%	1	50.0%	47	72.3%	71	65.1%	793	65.4%
Not Retained	153	28.2%	150	47.6%	44	34.1%	16	32%	1	50.0%	18	27.7%	38	34.9%	420	34.6%
<b>Total</b>	<b>543</b>	<b>100.0%</b>	<b>315</b>	<b>100.0%</b>	<b>129</b>	<b>100.0%</b>	<b>50</b>	<b>100.0%</b>	<b>2</b>	<b>100.0%</b>	<b>65</b>	<b>100.0%</b>	<b>109</b>	<b>100.0%</b>	<b>1,213</b>	<b>100.0%</b>

**Mercer  
Table II.E.2.b  
Third Semester Retention of Full-time First-time Freshmen by Income,  
Fall 2006 to Fall 2007**

	<u>Low Income *</u>		<u>Non-Low Inc.</u>		<u>Unknown</u>		<u>Total</u>	
	<u>Num</u>	<u>Pct</u>	<u>Num</u>	<u>Pct</u>	<u>Num</u>	<u>Pct</u>	<u>Num</u>	<u>Pct</u>
Retained	162	62.8%	297	68.8%	333	63.8%	792	65.3%
Not Retained	96	37.2%	135	31.3%	189	36.2%	420	34.7%
<b>Total</b>	<b>258</b>	<b>100.0%</b>	<b>432</b>	<b>100.0%</b>	<b>522</b>	<b>100.0%</b>	<b>1,212</b>	<b>100.0%</b>

\* Low Income is defined as student with a NJ Eligibility Index between 1 and 2,499.

Source: SURE Enrollment Files

**Mercer  
Table II.E.3.b  
Three-Year Transfer Rate of Fall 2004 Full-time First-time Freshmen  
To Senior Public Institutions**

<u>Transfers thru Spring 2007</u>		<u>Non-Transfers</u>		<u>Total FTFTF Fall 2004</u>	
<u>Num</u>	<u>Pct</u>	<u>Num</u>	<u>Pct</u>	<u>Num</u>	<u>Pct</u>
175	13.7%	1,101	86.3%	1,276	100.0%

**Mercer  
Table II.E.3.c  
Overall Three-Year Transfer Rate of Fall 2004 Full-time First-time Freshmen**

<u>Transfers thru Spring 2007</u>		<u>Non-Transfers</u>		<u>Total FTFTF Fall 2004</u>	
<u>Num</u>	<u>Pct</u>	<u>Num</u>	<u>Pct</u>	<u>Num</u>	<u>Pct</u>
307	24.1%	969	75.9%	1,276	100.0%

Source: SURE Cohort File

Mercer County Community College - Institutional Profile, 2008

Faculty Characteristics

Mercer  
Table II.F.1:  
Full-Time Faculty by Race/Ethnicity, Sex, Tenure Status and Academic Rank, Fall 2007

	<u>White</u>		<u>Black</u>		<u>Hispanic</u>		<u>Asian</u>		<u>Amer. Ind.</u>		<u>Alien</u>		<u>Race Unknown</u>		<u>Total</u>	
	<u>Men</u>	<u>Wom</u>	<u>Men</u>	<u>Wom</u>	<u>Men</u>	<u>Wom</u>	<u>Men</u>	<u>Wom</u>	<u>Men</u>	<u>Wom</u>	<u>Men</u>	<u>Wom</u>	<u>Men</u>	<u>Wom</u>	<u>Men</u>	<u>Wom</u>
	<b>Tenured</b>															
Professors	19	12	1	2	0	0	0	0	0	0	0	0	0	0	20	14
Associate Prof.	7	13	2	3	0	1	0	1	0	0	0	0	0	0	9	18
Assistant Prof.	6	10	1	2	0	0	0	0	0	0	0	0	0	0	7	12
All Others	2	0	0	0	0	0	0	0	0	0	0	0	0	0	2	0
TOTAL	34	35	4	7	0	1	0	1	0	0	0	0	0	0	38	44
<b>Without Tenure</b>																
Professors	0	0	0	0	0	0	0	0	0	0	0	0	0	0	0	0
Associate Prof.	9	8	0	0	0	0	0	0	0	0	0	0	0	0	9	8
Assistant Prof.	11	10	1	4	1	1	0	0	0	0	0	0	0	0	13	15
All Others	5	6	0	0	0	0	0	0	0	0	0	0	0	0	5	6
TOTAL	25	24	1	4	1	1	0	0	0	0	0	0	0	0	27	29
<b>Total</b>																
Professors	19	12	1	2	0	0	0	0	0	0	0	0	0	0	20	14
Associate Prof.	16	21	2	3	0	1	0	1	0	0	0	0	0	0	18	26
Assistant Prof.	17	20	2	6	1	1	0	0	0	0	0	0	0	0	20	27
All Others	7	6	0	0	0	0	0	0	0	0	0	0	0	0	7	6
TOTAL	59	59	5	11	1	2	0	1	0	0	0	0	0	0	65	73

Mercer  
Table II.F.3:  
Ratio of Full- to Part-time Faculty, Fall 2007

<u>Full-time</u>		<u>Part-time</u>		<u>Total</u>	
<u>Num</u>	<u>Pct</u>	<u>Num</u>	<u>Pct</u>	<u>Num</u>	<u>Pct</u>
138	24.4%	428	75.6%	566	100.0%

Source: IPEDS Human Resources Survey

**II.F2 Percentage of Course Sections Taught by Full-time Faculty**

(Note: Others includes Full-time Administrators and Teaching Assistants)

Fall 2007

Total Number of Course Sections	Taught by Full-time Faculty		Taught by Part-time Faculty		Taught by Others*	
	Number	Percent	Number	Percent	Number	Percent
1315	580	44%	642	49%	93	7%

## Mercer County Community College - Institutional Profile, 2008

### G. Characteristics of the Trustees

**Table G.1**  
**Race/Ethnicity and Gender of the Members of the Board of Trustees, Fall 2008**

---

	Male	Female	Total
Caucasian	6	4	10
African American	1	1	2
Hispanic	0	0	0
Asian, Pacific Islander	0	0	0
Total	7	5	12

---

Source: MCCC, President's Office, Fall 2008.

**Table G.2**  
MERCER COUNTY COMMUNITY COLLEGE  
BOARD OF TRUSTEES  
2007 – 2008

David Applebaum  
Ms. Mary Lou Armiger  
Anthony Cimino (Chair)  
Reverend William E. Coleman, Jr.(Vice Chair)  
Robert Di Falco (Treasurer)  
Marvin Gardner  
Gwendolyn Harris  
Pamela Hersh  
Mark Matzen  
Dr. Samuel Stewart  
Dr. Patricia Donohue (Board Secretary)  
Alumni Trustee:  
Ms. Kim Coleman

---

Source: MCCC, President's Office, Fall 2008.

## **Mercer County Community College - Institutional Profile, 2008**

### **H. Profile of Institution**

Mercer County Community College was established in 1966. It began operations in the summer of 1967 after incorporating the former Trenton Junior College and School of Industrial Arts, an institution whose history dates from 1902. Initially housed in various rented facilities in downtown Trenton, the college moved in 1972 to a comprehensive new campus located on 290 acres adjacent to a sprawling new county park in suburban/rural West Windsor Township. Limited operations continued in Trenton until 1976, when the newly constructed James Kerney Campus opened as a visible sign of the college's continuing commitment to serve the Trenton community.

#### Degree and Certificate Programs

The scope of Mercer's educational offerings is among the broadest in the state of New Jersey. Through more than 80 program options, students may earn an Associate in Arts (AA), Associate in Fine Arts (AFA), Associate in Science (AS) or Associate in Applied Science (AAS) degree or a Certificate of Proficiency. Unique programs including Funeral Service and Aviation continue to draw a large number of out-of-county students to Mercer. Noncredit offerings cover a wide spectrum, including customized corporate training, continuing professional education, personal interest courses, entry-level employment skills development, and adult basic education. There are also many youth-oriented year-round programs and summer camps.

## Mercer County Community College - Institutional Profile, 2008

**Table H.1      Credit Programs by Degree Type, Fall 2007**

**Access Programs**

English-as-a-Second Language  
 LPN-RN Upward Mobility  
 Non-degree Career Related

**AA Programs**

Communications  
 Communications: Speech and Theater  
 Dance  
 Education  
 Theatre

**AFA Programs**

Dance    Visual Arts  
 Theatre

**AS Programs**

Architecture  
 Aviation Management  
 Biology    Culinary  
 Business Administration  
 Chemistry  
 Computer Science  
 Cooperative Nursing - Capital Health System  
 Cooperative Nursing - St. Francis  
 Nursing

**AAS Programs**

Accounting  
 Accounting and Management  
 Administrative Professional  
 Advertising Design  
 Architectural & Building Construction Tech  
 Automotive Technology  
 Aviation Customer Relations  
 Aviation Flight Technology  
 Banking & Financial Services  
 Business Software Applications  
 Chef Apprenticeship  
     Civil Engineering Technology  
 Digital Media Arts  
     3-D Animation  
     Digital Imaging  
     Web Design  
 Education/Special Education Assistant  
 Electronics Engineering Technology  
 Energy Utility Technology  
 Entertainment Technology  
 Fire Science Technology  
     Television

**Certificates of Proficiency**

3-D Animation  
 Administrative Support  
 Architectural Technology  
     Aviation Flight Tech.—Certified Flight Instructor  
     Catering Management  
     Computer Aided Design  
     Computer Science  
 Digital Imaging  
 Electronics Engineering Technology  
 Database Administration  
 Engineering Science (Transfer Cert.)  
 Fire Science  
     Code Enforcement  
     Officer/Administrator  
 Funeral Service  
 Heating, Refrigeration and Air Conditioning

Non-degree Exploratory  
 Non-degree Other College  
 Non-degree Personal Development

Liberal Arts  
     American Studies  
 Humanities and Social Science  
     International Studies  
 Political and Legal Studies  
 Women's & Gender Studies

Criminal Justice: Corrections  
 Criminal Justice: Law Enforcement

Exercise Science  
 Information Systems  
 Mathematics  
 Music  
 Plant Science

Funeral Service  
 Funeral Service Preparatory  
 Health Science  
 Heating, Refrigeration and Air Conditioning  
 Hotel, Restaurant & Institution Management  
 Illustration  
 Information Technology  
 Laboratory Technology  
 Management  
 Marketing  
 Medical Laboratory Technology  
 Microcomputer Systems Administration  
 Medical Laboratory Technology  
 Ornamental Horticulture  
 Paralegal  
 Physical Therapy Assistant  
 Radio  
 Radiography  
 Respiratory Therapy Cooperative  
 Social Service  
 Technical Studies

Ornamental Horticulture  
 Paralegal  
 Paraprofessional Classroom Educator  
 Photography  
 Professional Baking  
 Professional Cooking  
 Retail Management  
 Small Business Employment Readiness  
 Small Business Management  
 Total Quality Management  
 Travel Agent  
 Web Design

## Mercer County Community College - Institutional Profile, 2008

### Information Technology - Certificates of Proficiency

Advanced Business Programming	Database Administration - Oracle
Advanced Network Engineering	Database Administration – SQL / MySQL
Advanced Website Development	Microsoft .Net Programming
Communication Installation Technician	Network Engineering Tech. – CISCO
Computer Information Management	Network Engineering Tech. – Microsoft
Computer Network Tech. – CISCO	Network Engineering Tech. – Security
Computer Network Tech. – Microsoft	PC Installation Technician
Computer Network Tech. – Security	Programming
Computer Sales Technician	Programming Technology
Computer User Support Technology	Project Management

## Mercer County Community College - Institutional Profile, 2008

### I. Major Research and Public Service Activities

Mercer is a publicly supported co-educational institution of higher education that seeks to provide quality programs and services at a reasonable cost. Funding is secured through state support (distributed among the various New Jersey community colleges according to enrollment), annual county allocation, student tuition and fees, and supplemental grants.

From the outset, Mercer has operated under a one-college philosophy that ensures equitable service to all students regardless of when and where they take their courses. Full-time faculty members teach both day and evening courses at both the West Windsor and James Kerney campuses. Academic divisions and support services departments serve students at both campuses and are responsible for day, evening and weekend students as well as those who enroll via The Virtual Campus, which offers distance learning through web and cable television based courses.

Mercer County Community College is a cultural hub. Mercer's Kelsey Theatre offers a full slate of musical and dramatic productions for both adults and children. The college's Art Gallery exhibits six major shows per year. A listener-supported public radio network offers classical music programming at 89.1 WWFM and a new HD-2 channel for jazz on the same frequency. Mercer hosts a series of speakers on topics of interest to the community through its Distinguished Lecture Series.

Our cable television channel has a wide geographic reach. It has been energized by the addition of new faculty, and is slated for additional programming including more educational programs. Kelsey Theatre, our Student Center, and classrooms host non-profits for informational seminars, meetings, and fund-raising activities.

The college operates the Conference Center at Mercer to deliver training and professional development for employees of regional businesses and other employers. Other regional, state and local events are hosted at the Conference Center with community partners such as United Way, Italian American societies etc.

While our faculty and staff are major supporters and a catalyst for the area's vibrant non-profit community, the College itself is the centerpiece of the activities for many non-profits and educational entities. The College just participated in the American Heart Association **Heart Walk** with over 35 faculty and staff members. Our 290-acre campus is used frequently for similar walks for March of Dimes, SIDS, Cancer, etc. Various non-profit or other groups use the College facilities every day of the week, and this activity is coordinated with our security personnel for the health and safety of students and community members. The College continues to house the Mercer County Police Academy and has now assumed responsibility for the Mercer County Fire Academy, which it plans to expand into a regional center for training in fire science and emergency management.

Our state-of-the-art soccer stadium has hosted Ivy League games and is used by local high school and club teams. The College also hosts Camp College, a summer educational program for area youth, numerous summer, sports and theatre camps.



## **J. Major Capital Projects**

The college continues to make significant improvements to its 35 year-old West Windsor Campus. As part of a strategic plan, five classrooms each year have been upgraded for optimum high-technology learning and student convenience. In addition, 10-15 faculty offices are renovated yearly. The four major lecture halls have also been upgraded, as has the Physical Education Building. During 2007-08, two additional science laboratories underwent major renovation as phase 2 of a multi-year process to upgrade science facilities.

Renovation of the library and student center at the West Windsor Campus commenced in Spring 2008 and the anticipated completion date is January 2009. The One Stop Student Center and Library renovations will provide students the ability to meet admission requirements, register for classes, get approvals for financial aid, pay bills, meet with an academic advisor and eat meals all in one convenient one-stop facility. The newly constructed 2<sup>nd</sup> floor of the library will house the book store, the Holocaust Center, the Academic Testing Center and Academic Support Services. These enhancements will allow for five additional classrooms to be added in the Liberal Arts building.

A facilities master planning process is well underway. This will help the college project and prioritize its capital needs for the next ten years.