

Ocean County College

Education
Service
Community



Institutional Profile Fiscal Year 2008

September, 2008



Office of the President

September 11, 2008

Ms. Betsy Garlatti, Director
Office of Finance and Research
NJ Commission on Higher Education
PO Box 542
Trenton, NJ 08625

Dear Ms. Garlatti:

On behalf of the Board of Trustees, I am pleased to submit Ocean County College's Institutional Profile report for the Fiscal Year from July 1, 2007, to June 30, 2008. All required information in past years has been included in this year's annual report and, to the extent possible, is accurate and complete.

Sincerely,

Jon H. Larson, Ph.D.
President

Enclosure



Table of Contents

Letter from President Jon H. Larson, Ph. D

I. Table of Contents	ii
II. Data by Category	
A. Accreditation status	
1. Institutional accreditation.....	1
2. Professional accreditation.....	1
B. Number of students served	
1. Number of undergraduates by attendance status	2
2. Number of graduates and first-professional by attendance status.....	2
3. Number of non-credit students served.....	2
4. Unduplicated number of students for entire academic year	2
C. Characteristics of undergraduate students	
1. Mean math and verbal SAT scores (senior public institutions)	3
2. Enrollment in remediation by subject area	3
a. Name of basic skills placement test administered and criteria for selecting test takers in fall 2007.....	3
b. Total number of students enrolled in fall 2007.....	3
c. Total number of first-time, full-time students enrolled in remediation in fall 2007.....	3
d. First-time, full-time students enrolled in remediation in fall 2007 by subject area.....	3
3. Race/ethnicity, sex, and age.....	3
4. Numbers of students receiving financial assistance under state-funded aid programs.....	5
5. Percentage of first-time full-time freshmen who were NJ state residents...5	
D. Degrees conferred (characteristics of graduates)	
1. By race/ethnicity and sex.....	6
2. By general field.....	6
3. By distance education programs	7
E. Student outcomes.....	8
1. Graduation rates by race/ethnicity and income	
a. Four-, five- and six-year graduation rate (senior public institutions)	9
b. Two- and three-year success rate.....	9
c. Two- and three-year combined graduation and transfer rate.....	9
2. Third-semester retention rates	
a. By race/ethnicity.....	10
b. For low income students.....	10



Table of Contents

3. Transfer	
a. Percentage of entering students who are transfers (senior public intuitions)	10
b. Three-year transfer rate to NJ senior public institutions	10
c. Overall three-year transfer rate	10
F. Faculty characteristics.....	11
1. Full-time faculty by race/ethnicity, sex, and tenure status.....	11
2. Percentage of course sections taught by full-time Faculty.....	12
3. Ratio of full- to part-time faculty.....	12
G. Characteristics of trustees or governors: Race/ethnicity and sex.....	13
H. Profile of Ocean County College: Degrees and certificate programs.....	14
I. Major research and public service activities.....	15
J. Major capital projects underway in fiscal 2008.....	23
III. Other institutional information	
A. Statement of Ocean County College Mission.....	24
B. Statement of Ocean County College Goals.....	24
IV. Appendices	
A. Total Minority Student Fall Enrollment by Racial/Ethnic Category, Past Ten Years.....	27
B. Number and Percent of Male and Female Students by FT and PT Status, Fall Semester, Past Ten Years.....	29
C. Full-time and Part-time Average Student Age, Fall Semester, Past Ten Years.....	30
D. Number of Degrees/Certificates Granted by Curriculum, Past Ten Years....	31
E. Academic Programs.....	34

Section II: Data by Category

A. Accreditation Status

1. Institutional accreditation

The Commission on Higher Education, Middle States Association of Colleges and Schools accredits Ocean County College.

2. Professional accreditation

In addition to institutional accreditation, the National League for Nursing (NLN) accredits the college's AAS program in Nursing.

B. Number of students served

1. Number of undergraduates by attendance status, fall 2007

Full-time		Part-time		Total
Num	Pct	Num	Pct	
5,124	54.8%	4,227	45.2%	9,351

2. Number of graduates and first-professionals by attendance status

Does not apply to community colleges

3. Number of non-credit students served

For the fiscal year 2006-2007, Ocean County College had served a total of 6,424 non-credit students.

Non-Credit Enrollment, FY 2007

	Total Number of Registrations ¹	Unduplicated Headcount	Total Clock Hours (One Clock Hour = 60 minutes)	Total FTEs ²
Open Enrollment	10,445	6,424	175,818	391
Customized Training	618		6,714	15

¹Includes all registrations in any course that started on July 1, 2006 through June 30, 2007

²FTEs were computed by converting clock hours to credit hours (by dividing by 15), then converting credit hours to FTEs (dividing by 30).

Source: SURE Non-credit Open Enrollment file and NJ IPEDS Form #31, Customized Training.

4. Unduplicated number of students for entire academic year

For the fiscal year 2006-2007, Ocean County College had served a total of 12,337 credit students.

Unduplicated Enrollment, FY 2007

Headcount Enrollment	Credit Hours	FTE
12,337	209,762	6,992

C. Characteristics of undergraduate students

1. **Mean math and verbal SAT scores:** Does not apply to community colleges

2. **Basic skills testing and remediation**

a. **Name of basic skills placement test administered and criteria for selecting test takers in fall 2007**

Ocean County College does not require entering students to take the Scholastic Aptitude Test. It does require all full-time degree students to take the Ocean County College Placement Test (*Accuplacer*) prior to registering for their first semester. The college also requires all part-time degree students to take the Placement Test before registering for an English or mathematics course or before registering for their twelfth credit. Prior to taking the Placement Test, the student may not enroll for more than three courses in a semester. Students scoring 500 or better on verbal SAT's are waived from the English portion of the Placement Test. Students scoring 500 or better on the mathematics SAT's are waived from the mathematics portion of the test. Results of this test over a nine-year period for the fall semester are presented below.

b. **Total Number of Undergraduate Students Enrolled in Fall 2007**

Total Fall 2007 Undergraduate Enrollment	No of Students Enrolled in One or More Remedial Courses	% of Total
9,351	2221	23.8%

Total Enrollment = includes all students, FT, PT, returning, transfer, etc.

c. **Total number of First-time, Full-time (FTFT) students enrolled in remediation in fall 2007**

Total Number of FTFT Students	Number of FTFT Students Enrolled in One or More Remedial Courses	Percent of FTFT Enrolled in One or More Remedial Course
1,975	1039	52.6%

d. **First-time, Full-time students (FTFT) enrolled in remediation in fall 2007 by subject area**

Subject Area	Number of FTFT Enrolled In:	Percent of all FTFT Enrolled In:
Reading	632	32.0%
Writing	477	24.2%
Math Computation		
Elementary Algebra	795	40.3%

3. **Race/ethnicity, sex, and age**

The following tables are presented in Section III: Appendices (A, B, and C):

- a. Total Minority Student Fall Enrollment by Racial/Ethnic Category, Past Ten Years
- b. Number and Percent of Male and Female Students by FT and PT Status, Fall Semester, Past Ten Years
- c. Full-time and Part-time Average Student Age, Fall Semester, Past Ten Years

During the last ten years, the percentage of white students decreased steadily from 85.5% to 80.4% while the percentage of African Americans and Hispanics rose. The African-American population rose from 2.9% to 3.5%, and the Hispanic population rose from 4.9% to 6.6%. During the same period, the American Indian/Alaskan Native remained about .2% - .3% and the Asian/Pacific Islander rose from 1.9% to 2.1% in 2007.

During each of the last ten years, male students constituted about 40% of the total student body while females constituted about 60%.

During the last ten years, female students were about 3 years older than males. Among full-time students, the females were about 1 year older. Among part-time students, females were about 4 years older.

Additional data on race/ethnicity, sex, and age of Ocean County College students are presented in the tables below.

Undergraduate Enrollment by Race/Ethnicity, Fall 2007

	White		Black		Hispanic		Asian	
	Num	Pct	Num	Pct	Num	Pct	Num	Pct
Full-time	4,157	81.1%	179	3.5%	322	6.3%	97	1.9%
Part-time	3,361	79.5%	151	3.6%	294	7.0%	100	2.4%
Total	7,518	80.4%	330	3.5%	616	6.6%	197	2.1%
	American Ind.		Alien		Race Unknown		Total	
	Num	Pct	Num	Pct	Num	Pct	Num	Pct
Full-time	13	0.3%	82	1.6%	274	5.3%	5,124	100.0%
Part-time	7	0.2%	56	1.3%	258	6.1%	4,227	100.0%
Total	20	0.2%	138	1.5%	532	5.7%	9,351	100.0%

Undergraduate Enrollment by Sex, Fall 2007

		Full-time			Part-time					Total				
Male	Pct	Female	Pct	Total	Male	Pct	Female	Pct	Total	Male	Pct	Female	Pct	Total
2,426	47.3%	2,698	52.7%	5,124	1,524	36.1%	2,703	63.9%	4,227	3,950	42.2%	5,401	57.8%	9,351

Undergraduate Enrollment by Age, Fall 2007

		LT 18	18-19	20-21	22-24	25-29	30-34	35-39	40-49	50-64	65+	Unknown	Total
Full-time	Num	17	2,690	1,456	483	206	96	65	80	23	2	6	5,124
	Pct	0.3%	52.5%	28.4%	9.4%	4.0%	1.9%	1.3%	1.6%	0.4%	0.0%	0.1%	100.0%
Part-time	Num	382	618	619	776	591	303	280	446	190	18	4	4,227
	Pct	9.0%	14.6%	14.6%	18.4%	14.0%	7.2%	6.6%	10.6%	4.5%	0.4%	0.1%	100.0%
Total	Num	399	3,308	2,075	1,259	797	399	345	526	213	20	10	9,351
	Pct	4.3%	35.4%	22.2%	13.5%	8.5%	4.3%	3.7%	5.6%	2.3%	0.2%	0.1%	100.0%

4. Numbers of students receiving financial assistance under state-funded aid programs

	Recipients	Awards	Dollars(\$)	\$/Recipient	\$/Award
TAG	1,295	2,187	1,805,781	1,394.43	825.69
EOF	181	327	164,725	910.08	503.75
Bloustein Scholars	13	23	10,695	822.69	465.00
Urban Scholars	23	45	20,925	909.78	465.00
NJCLASS Loans		25	71,246		2,849.84
NJ STARS (Fall 2007)	478		804,246	1,682.52	

Source: HESAA System Files

A total of 181 EOF students were in attendance at Ocean County College for the fall 2007 Semester. Besides, a total of 478 NJ STARS students attended Ocean County College in the fall of 2007.

5. Percentage of first-time full-time freshmen who were NJ state residents

Among the 1,876 fall 2006 first-time full-time freshmen, 1,870 (99.7%) were New Jersey residents.

First-time Full-time Freshman in Fall 2007 Enrollment by State Residence

State Residents	Non-State Residents	Total	% State Residents
2,479	8	2,487	99.7%

D. Degrees conferred (characteristics of graduates)

1. Number of associate degree and certificate completers and percent by race/ethnicity and sex

a. By ethnicity

Subbaccalaureate Degrees/Certificates Conferred by Race/Ethnicity, FY 2007

	White		Black		Hispanic		Asian	
	Num	Pct	Num	Pct	Num	Pct	Num	Pct
Certificates	10	90.9%	1	9.1%	0	0.0%	0	0.0%
Associates	852	86.8%	31	3.2%	40	4.1%	21	2.1%
Total	862	86.8%	32	3.2%	40	4.0%	21	2.1%
	American Ind.		Alien		Race Unknown		Total	
	Num	Pct	Num	Pct	Num	Pct	Num	Pct
Certificates	0	0.0%	0	0.0%	0	0.0%	11	100.0%
Associates	4	0.4%	0	0.0%	34	3.5%	982	100.0%
Total	4	0.4%	0	0.0%	34	3.4%	993	100.0%

Source: IPEDS Completions Survey

b. By sex

Subbaccalaureate Degrees/Certificates Conferred by Sex, FY 2007

	Men		Women		Total	
	Num	Pct	Num	Pct	Num	Pct
Certificates	5	45.5%	6	54.5%	11	100.0%
Associates	355	36.2%	627	63.8%	982	100.0%
Total	360	36.3%	633	63.7%	993	100.0%

Source: IPEDS Completions Survey

2. By general field

Subbaccalaureate Degrees/Certificates Conferred by General Field, FY 2007

CIP Code	IPEDS CIP Code Major Category	Certificate	Associate	Total
09	Communication	0	2	2
10	Communication Tech	0	7	7
11	Computer Sciences	0	9	9
13	Education	2	0	2
14	Engineering	0	4	4
15	Engineering Tech	2	4	6
16	Foreign Languages	1	5	6
19	Family Sciences	0	4	4
22	Legal Professions	2	0	2
24	Liberal Arts/Sciences	0	596	596
43	Security/Protective	0	76	76
44	Public Administration	0	2	2
50	Visual/Perform Arts	1	0	1
51	Health Professions	0	130	130
52	Business/Management	3	143	146
	TOTAL	11	982	993

Source: IPEDS Completions Survey

The numbers of degrees and certificates granted by curriculum over the past ten years are listed in Appendix D. The programs with the largest number of graduates are as follows: Liberal Arts General (A.A.); General Studies (A.S.); General Studies (A.A.); Business Administration (A.S.); Nursing (A.A.S); and Criminal Justice (A.S.).

3. By distance education programs (does not apply to Ocean County College)

Ocean County College does not have distance education programs, but only distance education courses.

E. Student outcomes

Several measures of student outcomes are presented in this section. They are, first, two- and three-year combined graduation and transfer rates; second, third-semester retention rates (a) a by race/ethnicity and (b) for low-income students; and third, three-year transfer rate to NJ senior public institutions.

What is the graduation rate for Ocean County College students?

There are several ways of defining graduation or completion rates. Students attend college for many reasons, not all of which point toward the goal of graduation. While many students begin their attendance at OCC with the intention of graduating, others begin their studies for the following reasons: (1) to take a few courses for promotion possibilities at their place of employment; (2) to enhance their knowledge in specific areas; (3) to experience personal enrichment; and (4) to take a number of courses and then transfer to another college prior to graduation.

In recent years, the federal government has established a definition of the graduation rate for postsecondary institutions. The definition is included in the Student Right-to-Know Act and its enabling regulations. The graduation rate of students attending postsecondary institutions is the number of first-time students in a given fall semester who complete their degree within 150% of the normal time for completion. Since OCC is a two-year institution, those students entering in the fall would have three years to complete their associate degree requirements. Students may be eliminated from the tracking requirement if they enter the armed forces, go on an official church mission (e.g., Peace Corps), or if they die or are unable to continue enrollment due to a permanent disability.

What is the “success” rate for Ocean County students?

Community college students may be judged successful in their collegiate career by measures other than just graduation. New Jersey community colleges have established another measure known as “success” rate. It is computed as the percentage of an entering first-time, full-time, degree-seeking freshman fall class who achieved one of the following:

- (1) Graduated
- (2) Transferred to a NJ senior public institution before graduation
- (3) Were still enrolled and did not graduate within four years; or
- (4) Left in good academic standing (GPA of 2.00 or higher).

In theory, OCC should add the percent of students who transferred to a NJ private institution or to an out-of-state institution; however, the data cannot be collected reliably. Another problem is the accuracy of the GPA data. In many cases, the GPA data is not up to date and, in other cases, the data is missing since the State Commission on Higher Education is just beginning to collect the spring semester data. As a result, this definition of “success” may be considered a minimum.

1. Graduation rates by race/ethnicity and income

a. Four-, five- and six-year graduation rate (does not apply to Ocean County College)

b. Two- and three-year graduation rate by race/ethnicity

Two- and Three-Year Graduation Rates of Fall 2004 Full-time First-time Degree Seeking Freshmen by Race/Ethnicity

	White		Black		Hispanic		Asian		Alien		Other *		Total	
	Num	Pct	Num	Pct	Num	Pct	Num	Pct	Num	Pct	Num	Pct	Num	Pct
Fall 2004 Cohort	1,236		67		97		26		4		75		1,505	
2 Year Rates	136	11.0%	6	9.0%	7	7.2%	3	11.5%	1	25.0%	6	8.0%	159	10.6%
3 Year Rates	401	32.4%	14	20.9%	21	21.6%	9	34.6%	1	25.0%	22	29.3%	468	31.1%

* Other includes American Indian and Unknown Race.

Two- and Three-Year Graduation Rates of Fall 2004 Full-time First-time Degree Seeking Freshmen by Income

	Low Income *		Non-Low Income		Unknown		Total	
	Num	Pct	Num	Pct	Num	Pct	Num	Pct
Fall 2004 Cohort	240		727		538		1,505	
2 Year Rates	21	8.8%	103	14.2%	35	6.5%	159	10.6%
3 Year Rates	64	26.7%	268	36.9%	136	25.3%	468	31.1%

* Low Income is defined as student with a NJ Eligibility Index between 1 and 2,499.

c. Two-and three-year combined graduation and transfer rate

Two- and Three-Year Success Rates (Combined Graduation & Transfer) of Fall 2004 Full-time First-time Degree Seeking Freshmen by Race/Ethnicity

	White		Black		Hispanic		Asian		Alien		Other *		Total	
	Num	Pct	Num	Pct	Num	Pct	Num	Pct	Num	Pct	Num	Pct	Num	Pct
Fall 2004 Cohort	1,236		67		97		26		4		75		1,505	
2 Year Rates	74	6.0%	0	0.0%	3	3.1%	3	11.5%	1	25.0%	4	5.3%	85	5.6%
3 Year Rates	259	21.0%	5	7.5%	12	12.4%	7	26.9%	1	25.0%	15	20.0%	299	19.9%

* Other includes American Indian and Unknown Race.

Success Rate (Graduation and Transfer) by Income

Two- and Three-Year Success Rates (Combined Graduation & Transfer) of Fall 2004 Full-time First-time Degree Seeking Freshmen by Income

	Low Income *		Non-Low Income		Unknown		Total	
	Num	Pct	Num	Pct	Num	Pct	Num	Pct
Fall 2004 Cohort	240		727		538		1,505	
2 Year Rates	7	2.9%	56	7.7%	22	4.1%	85	5.6%
3 Year Rates	36	15.0%	171	23.5%	92	17.1%	299	19.9%

* Low Income is defined as student with a NJ Eligibility Index between 1 and 2,499.

2. Third-Semester Retention Rates

a. By Race/Ethnicity

Third Semester Retention of Full-time First-time Freshmen by Race/Ethnicity, Fall 2006 to Fall 2007

	White		Black		Hispanic		Asian	
	Num	Pct	Num	Pct	Num	Pct	Num	Pct
Retained	1,065	69.7%	28	50.0%	74	66.1%	24	75.0%
Not Retained	464	30.3%	28	50.0%	38	33.9%	8	25.0%
Total	1,529	100.0%	56	100.0%	112	100.0%	32	100.0%
	American Ind.		Alien		Race Unknown		Total	
	Num	Pct	Num	Pct	Num	Pct	Num	Pct
Retained	3	60.0%	18	69.2%	75	64.7%	1,287	68.6%
Not Retained	2	40.0%	8	30.8%	41	35.3%	589	31.4%
Total	5	100.0%	26	100.0%	116	100.0%	1,876	100.0%

b. By Income

Third Semester Retention of Full-time First-time Freshmen by Income, Fall 2006 to Fall 2007

	Low Income *		Non-Low Inc.		Unknown		Total	
	Num	Pct	Num	Pct	Num	Pct	Num	Pct
Retained	165	60.0%	693	72.3%	429	66.8%	1,287	68.6%
Not Retained	110	40.0%	266	27.7%	213	33.2%	589	31.4%
Total	275	100.0%	959	100.0%	642	100.0%	1,876	100.0%

* Low Income is defined as student with a NJ Eligibility Index between 1 and 2,499.

3. Transfer

a. Percentage of entering students who are transfers (does not apply to Ocean County College)

b. Three-Year Transfer Rate to NJ Senior Public Institutions

Three-Year Transfer Rate of Fall 2004 Full-time First-time Freshmen to NJ Senior Public Institutions

Transfers thru Spring 2007		Non-Transfers		Total FTFTF Fall 2004	
Num	Pct	Num	Pct	Num	Pct
224	14.9%	1,281	85.1%	1,505	100.0%

c. Overall three-year transfer rate

Overall Three-Year Transfer Rate of Fall 2004 Full-time First-time Freshmen

Transfers thru Spring 2006		Non-Transfers		Total FTFTF Fall 2003	
Num	Pct	Num	Pct	Num	Pct
169	11.2%	1,336	88.8%	1,505	100.0%

F. Faculty characteristics

1. Full-time faculty by race/ethnicity, sex, and tenure status

Full-Time Faculty by Race/Ethnicity, Sex, Tenure Status and Academic Rank, Fall 2007

	White		Black		Hispanic		Asian		American Ind.		Alien		Race Unknow		Total	
	Men	Wom	Men	Wom	Men	Wom	Men	Wom	Men	Wom	Men	Wom	Men	Wom	Men	Wom
Tenured																
Professors	9	15	0	0	0	0	2	0	0	0	0	0	0	0	11	15
Associate Prof.	9	15	1	0	0	1	0	0	0	1	0	0	0	0	10	17
Assistant Prof.	7	13	0	0	0	0	0	0	0	0	0	0	0	0	7	13
All Others	3	1	1	0	0	0	0	0	0	0	0	0	0	0	4	1
TOTAL	28	44	2	0	0	1	2	0	0	1	0	0	0	0	32	46
Without Tenure																
Professors	0	0	0	0	0	0	0	0	0	0	0	0	0	0	0	0
Associate Prof.	1	2	0	0	0	0	0	0	0	0	0	0	0	0	1	2
Assistant Prof.	4	7	0	0	1	0	0	0	0	0	0	0	0	0	5	7
All Others	2	10	0	0	0	1	1	0	0	0	0	0	0	0	3	11
TOTAL	7	19	0	0	1	1	1	0	0	0	0	0	0	0	9	20
Total																
Professors	9	15	0	0	0	0	2	0	0	0	0	0	0	0	11	15
Associate Prof.	10	17	1	0	0	1	0	0	0	1	0	0	0	0	11	19
Assistant Prof.	11	20	0	0	1	0	0	0	0	0	0	0	0	0	12	20
All Others	5	11	1	0	0	1	1	0	0	0	0	0	0	0	7	12
TOTAL	35	63	2	0	1	2	3	0	0	1	0	0	0	0	41	66
		98		2		3		3		1		0		0		107

The Ocean County College faculty may be grouped into two categories, full-time and part-time. Full-time teaching faculty members are required by contract to teach 15 semester credit hours for each semester, or a maximum of 30 semester credit hours per academic year of two semesters. Non-teaching full-time faculty members include counselors and librarians who have different contractual requirements. Part-time (adjunct) faculty, where possible, are issued contracts in August for the ensuing academic year. Employment under an adjunct faculty contract to teach an assigned course(s) is contingent upon a sufficient number of students registering for said course(s). The number of adjunct faculty teaching each semester includes clinical instructors for the Nursing Program but does not include full-time administrators who teach on an overload basis as academic lecturers.

The number of full-time teaching faculty has decreased from 111 in fall 1998 to 107 in fall 2007. In fact, the number of full-time teaching faculty was 119 in fall 2005, but 16 faculty retired by June 2006, 2 resigned in August 2006, and one deceased. As of fall 2008, however, that number increased to 122. The number of adjunct faculty increased over the same period from 231 to 378. Full-time female faculty comprised 61.7 percent of the total full-time faculty in fall 2007, as compared with 48.6 percent ten years ago. Male adjunct faculty members comprised 64.9 percent of the total in fall 1998 which decreased to 48.4 percent 10 years later.

The racial/ethnic backgrounds of full-time faculty are primarily Caucasian (91.6 percent), nearly identical to the proportion in the total Ocean County population. Two faculty are African Americans (1.9 percent). Three full-time faculty members have a Hispanic ethnic

background, 2.8 percent, as compared with a county population that is 6.6 percent Hispanic¹ and a student body that is 6.9 percent Hispanic. Three faculty members are Asians, 2.8 percent of the total full-time faculty. One faculty member has a Native American ethnic background. Three of the minority faculty members added during the last ten years are a direct result of the College's Minority Graduate Assistant Program.

The proportion of tenured teaching faculty has averaged approximately 83% for the last ten years and currently stands at 73%. The proportion of tenured, male faculty is slightly higher than the proportion of tenured, female faculty. Much of this may be attributed to the turnover within the Department of Nursing that currently has all female faculty members.

2. Percentage of course sections taught by full-time faculty

The data below indicate that 54.1% of course sections for the FY 2007 were taught by full-time faculty.

Total Number of Course Sections	Taught by Full-time Faculty		Taught by Part-time Faculty		Taught by Others*	
	Number	Percent	Number	Percent	Number	Percent
1311	605	46.1%	629	48.0%	77	5.9%

3. Ratio of full-time to part-time faculty

Full-time		Part-time		Total	
Num	Pct	Num	Pct	Num	Pct
107	22.1%	378	77.9%	485	100.0%

¹ 2006 Population Estimate, New Jersey Department of Labor.

G. Characteristics of trustees or governors: Race/ethnicity and sex

The Ocean County College Board of Trustees is composed of twelve members, consisting of the County Superintendent of Schools, eight members appointed by the Ocean County Board of Chosen Freeholders, two appointed by the Governor, and a student elected by the student body from its graduating class to serve as a non-voting member.

The Board is currently composed of eight men and four women (including the non-voting student representative). With the exception of Eva J. Smithers, who is an African American woman, all of the members are Caucasian. The names and professions of the members are as follows:

1. Race/Ethnicity and Gender of Governing Board

	White	Black	Hispanic	Asian	American Indian	Non-Res Alien	Unknown	Total
Male	8	0	0	0	0	0	0	8
Female	3	1	0	0	0	0	0	4
Total	12	1	0	0	0	0	0	12

2. Members of the Board of Governors and/or Trustees

Name	Title	Affiliation
Carl V. Thulin, Jr.	Board Chair	Retired Photographer/Proprietor of Camera Shop
Eva J. Smithers	Board Vice Chair	Retired Director of Sheltered Care Center
Jerry J. Dasti	Board Treasurer; Attorney	Dasti, Murphy, McGuckin, Ulaky, Cherkos & Connors
Linda L. Novak	Board Secretary	Retired Public School Educator
Robert A. Fall		Retired Superior Court Judge
Dr. Bruce Greenfield	Superintendent	Ocean County Schools
Stephan R. Leone	Attorney	Carluccio, Leone, Dimon, Doyle & Sacks, LLC
Harry Jay Levin	Attorney	Levin & Cyphers
Dolores Lewis	Office Manager	Howell Dental Associates
Thomas E. Monahan	Attorney	Gilmore & Monahan
Warren H. Wolf		Retired Public School Administrator
April Wennlund	07/08 Student/Alumni Representative (non-voting)	

For more information about OCC Trustees, please visit the following web site:
<http://www.ocean.edu/welcome/about/board1.htm>

H. Profile of Ocean County College: Degrees and certificate programs

The college has been authorized to offer three degrees: the associate in arts (A.A.), the associate in science (A.S.), and the associate in applied science (A.A.S.). Currently available with the A.A. designation are the general studies, liberal arts programs and Digital Mass Media. Currently available with the A.S. designation are the following programs: business administration, computer science, criminal justice, engineering, environmental science, general studies, human services technician, and teaching assistant/child care. Currently available with the A.A.S. designation are the following programs: administrative office management, allied health, business, computer science/information technology, fire science, interpreter training, nursing, technical studies, and visual communications technology. In addition, the college offers eleven Certificate of Proficiency programs. They are in administrative office management, criminal justice, exercise science, fire science, information technology, interpreter training, paralegal studies, small business management, surgical technology, teaching assistant/child care, and visual communications. See Section IV: Appendices (E) for a complete listing of all degree programs, options, transfer tracks, and certificate programs.

I. Major research and public service activities

As the major focus of their mission, community colleges are committed to teaching and learning. In keeping with this mission, Ocean County College faculty members dedicate their professional time to improving the classroom and laboratory learning experience. College faculty members worked individually and in teams on numerous curricular and instructional development projects. Many inactive or outdated courses were deleted from the curriculum, while numerous revisions were made to existing courses, particularly where the acquisition of computer and laboratory equipment facilitated incorporation of technological applications in the classroom. Along with the development of online courses, over two-dozen new courses were added to the curriculum in response to the developments in the disciplines, community needs, and the addition of new degree programs or options.

Although the faculty do not focus on major research programs, faculty accomplishments include numerous publications and presentations and participation in community organizations.

Dean of **Science, Engineering, Health Sciences and Human Performance**, Dr. Jim Brown serves as Chairperson of the Executive Board of the New Jersey Public Health Association, as well as a member of the Governing Council of the American Public Health Association and as a member of the Board of United Methodist Homes of New Jersey. Dr. Brown received the Dennis J. Sullivan Award in December of 2007, which is the highest award in public health in the State of New Jersey and has been designated as one of the Faces of Public Health by the New Jersey Public Health Association. Dr. Brown presented "Transforming the Learning Experience: Using Technology to Touch Students" at Innovations 2008 in Denver Colorado on March 5, 2008.

Science Coordinator and Professor Marc LaBella, Professor Christine Spencer and Drs. Marcia Bradley and Jim Brown published an abstract at 19th Annual Conference of E-Learning in Higher Education in Atlanta Georgia and Professor LaBella gave a pre-conference workshop entitled "You Can't Teach a Lab that Way! Or Can You? Adventures in Online Science Courses." Professors Christine Spencer and Marc LaBella and Drs. Marcia Bradley and Jim Brown published another abstract entitled "Brave New World: Teaching Anatomy and Physiology Totally Online" at the 13th Annual Sloan-C International Conference on Online Learning in Orlando Florida on November 9, 2007. Dr. Marcia Bradley and Professors Christine Spencer and Marc LaBella published an abstract at the 22nd Annual Human Anatomy and Physiology Society Conference in New Orleans May 24, 2008 which compared the assessment results of online to face-to-face teaching of Anatomy and Physiology.

Professor Maria Tamburro developed CHEM 180 Introductory Chemistry Online, CHEM 181 General Chemistry I online and CHEM 182 General Chemistry II online. Professor Marc LaBella who pioneered our first online science course has added BIOL 161 to his list of online courses and was the first professor in the US to receive Quality Matters designation for the completely online BIOL 130 Human Anatomy and Physiology I. Dr. Jim Brown and Professor Marc LaBella have both earned the designation of Quality Matters evaluators and are actively involved in peer evaluation of other online courses at other colleges and universities.

Professor Duane Grembowicz serves as Commissioner on the Ocean County Cultural and Heritage Commission and on the Cattus Island Advisory Council. He received the “Golden Apple” 2007 OCC Outstanding Faculty Award for his outstanding teaching in field biology and ecology.

Dr. Jim Brown and Professors Marc LaBella, Paul Butler, and Neil Schiller helped initiate the COMETS initiative at OCC. COMETS (Career-Oriented Mathematics, Engineering, Technology and Science) is a partnership between Ocean County's school districts, business, industry, the NAVAIR program at the Naval Air Engineering Station (NAES) Lakehurst and Ocean County College to promote the study of math and science. Professor Neil Schiller mentored a student scholar, Martha Molinini, who presented the winning scientific paper for the Beacon 2008 Student Scholars Competition. Professor Schiller has also worked with Lakehurst NAVAIR Engineering Design Clinic/Capstone Project entitled "Improved Water Brake Alignment Procedure" which has now been assigned to Ocean County College students. Professor Paul Butler is a member of the Executive Board of the American Society for Engineering Education. Professor Neil Schiller is part of a research grant concerning hydrogen fuel cells as an alternative energy source.

Chief Nursing Officer and Director of Nursing Education Professor Sandra Kearns serves on the Governor's Nursing Merit Award Committee, the New Jersey State Nurses Association (NJSNA) Executive Board of Directors, the New Jersey Nursing Students, Inc., the New Jersey Council for Associate Degree Nursing Programs (NJCADNP), and the National League Nursing Accreditation Commission (NLNAC) Program as an Evaluation Visitor. Dr. Jim Brown and Professor Kearns help develop the One Day per Week RN Program at Southern Ocean County Hospital which began in September of 2007. This program extended OCC's One Day per Week (ODPW) Nursing Program to 3 additional counties through partnerships with Burlington County College and Atlantic Cape Community College. Numerous community colleges across the USA have requested OCC nursing program's assistance in helping to develop their own ODPW program. OCC nursing program hosted Norquist College in Alberta Canada in June 2008 to help them develop their own ODPW program which helps to fulfill the goals of the Robert Wood Johnson Foundation Grant that helped develop the program.

Health and Human Performance Coordinator, Professor Kathy Malachowski was promoted to Associate Professor in 2008. She chairs the Full-time Faculty Constituency Council. Through her efforts the Council is revitalized and the membership increased from 3 to 15. She serves as the current President of the Association of NJ Community College Faculty (ANJCCF).

The **Department of Mathematics** hired three new full-time faculty members this year: Mike Pezzimenti, Krista Camilo, and Dr. Mary Morley. The department made a \$1000 contribution to the OCC Planetarium's Wall of Stars. We celebrated Math Awareness Month in April with a series of seven lectures given by Professors Ted Gordon, Kaaren Finberg, William Rickert, Mary Morley, Mike Pezzimenti, and Deborah Maher. One of the lectures was presented by two AT&T statisticians: Dr. Colin Goodall and Dr. Sylvia Halasz. Professor Maryann Birdsall continued her affiliation with the Professional Engineering Society of New Jersey and helped coordinate their Math Counts Competition on our campus. She is advisor to the InterVarsity Christian Fellowship Club, served on the Educational Opportunity Fund Advisory Board, participated in the Black History Month Read-A-Thon, and worked with the Suited for Success Program in Lakewood. Along with Mike Pezzimenti, Maryann served on the COMETS Math and Science Initiative

Task Force. Mike and Krista Camilo made a presentation on Student Mentoring in the Developmental Classroom at the Faculty of the Future Conference held at Bucks CC. Mike presented a lecture for Women's History Month also. Dr. Mary Morley wrote a column for the Women in mathematics newsletter on mathematical test questions. Professor Vicki McMillian was the chair of the OCC Nomination Committee for the Jack Kent Cooke Foundation. Professor Kaaren Finberg was a panel member for "On the Road to Tenure" for the NJ-Next organization. Professor Henderson continued to serve on the Advisory Board to the Superintendent of Marlton (NJ) Schools. Dr. William Rickert, advisor to Phi Theta Kappa, attended the PTK International and Regional Convention held in Philadelphia, PA. Also, he served as chair of the Student Life Committee. Professor Yuan Xu served as advisor to the Math Club which achieved 3rd place in the American Mathematical Association Two-Year College mathematics competition in the state of New Jersey.

Dean of **Business, Economics, and Computer Studies** Francis Polk is a member of the Board of Directors of the Toms River/Ocean County Chamber of Commerce and Chairman of the Education Committee. His colleague, Professor Edward Kissling, is a member of the N.J. Bar Association Committee on Paralegals. Ed also chaired the College Senate for the second year. Three faculty persons, Barry Kolb, Virginia Reilly, and Ed Kissling made professional presentations at state-wide conferences. In the same department, Dr. Virginia Reilly is the state-wide faculty representative to the New Jersey Virtual Community College Consortium. She is a member of the National Council on Economics Education.

M. Karl Kleiner was visiting professor of international business at Xian University in China.

The department hosted the spring conference of New Jersey Community College computer faculty. The department also hosted two awards luncheons of the New Jersey Economic Education Council.

Two of our online courses were reviewed and approved by the national Quality Matters program. The courses were economics (Virginia Reilly) and computer literacy (Mary Burke).

Professor Kathy Dillon continued her outstanding advising of the Phi Beta Lambda business fraternity. In fact, she was named New Jersey Advisor of the Year and our chapter was regional chapter of the year. Kathy and five other faculty attended the state-wide conference/competition. She and two other faculty attended the PBL national conference in Atlanta. PBL members and other business and economics students collected more than \$4,000 for three local charities.

Four A.A.S. business options (accounting, banking, management, and marketing) were consolidated into one degree, A.A.S. in Business. This change allows students to have a concentration with more electives.

The student enrollment in Computer Studies increased for the second consecutive year. Enrollments in computer technology/computer science are still decreasing nationally.

The **Department of Social Science, Education and Public Service** completed Program Reviews in Fire Science, Human Service Technician, Human Services Technician-Gerontology

Option, and Teaching Assistant/Child Care. As a result of these reviews, the Department is in the process of developing new Associate in Science in Public Service degree program.

In October the Department presented a campus wide lecture by noted psychologist and textbook author, David Myers on Student Learning Success in the Technology Lecture hall that was followed by faculty seminar. Along these lines, Professor Al Longo coordinated the visit of Chinese Educators through the auspices of the Kean at Ocean Program. He also presented a Roundtable Classroom Assessment at Spring 2008 Colloquium. The Department and the Instruction Committee of the College Senate sponsored a program on Collaborative Learning that Works Feb 19 in Conf A& B 11-12:30PM. Social Science Professor Kathy McCormick presented: Using Discussion Boards and Chat in Student Research and Data Analysis

The Public Service Institute was very active. They sponsored a discussion on The Constitution and the War Powers by Professor Bradford Young in September. Under the coordination Professor Benny Castillo, the Institute sponsored a presentation on Public School Safety for principals and other administrators on February 8 in Technology Lecture Hall. In June the Public Service Institute and Professor Dean LaBollita, sponsored a professional development program on Ethics for licensed Drug and Alcohol Counselors in June in Technology Lecture Hall

The Department organized and administered the Women's History Month Celebration during March, 2008. Professors Maria Flynn, Christine Kitchin, Bradford Young and Dean Richard Strada made presentations as part of Women's History Month Celebration. Those by Professors Flynn and young were televised as part of OCC Channel 22 programming. The Social Science Department, the English and Literature Department and Students Learning About Politics sponsored 18 in 08 to develop student interest and involvement in the political process on April 21. Professors Jayanti Tamm and Bradford Young were the organizers and presentation coordinators. The Department provided the refreshments.

Dean LoBollita was the recipient of an approved faculty scholarship project entitled: Comparative Analysis of Assessment Tests for New Jersey Licensing for ALDC Certificates. Several students and Dean Strada participated in the Governor Jon Corzine's Town Hall Meeting on February 2 that discussed the proposed Public Benefit Corporation and its utilization to manage and reduce the state's high level of debt at the Ritacco Center. The year ended on June 12 the Department sponsored a presentation by John Fraterrigo on The History of the American Flag in Conference Rooms A&B.

In the fall of 2006, the **Department of English and Literature** revived two former courses (British Literature I and British Literature II) and generated three new courses (Jewish and Holocaust Literature, Introduction to Drama, and a course linking Introduction to Literature with Music Appreciation). In October, the department initiated the Writers' Reading Series by inviting to campus the award-winning playwright, Lee Blessing, and the prominent novelist and memoirist, Da Chen. These readings were such a success with students that we've decided to make this series an annual autumnal event. Also in fall, the English Department was honored to have OCC's first Fulbright Scholar, Inez Abou-Youssef, who taught Arabic Literature in Translation for our department. We were also honored to have our first foreign-exchange professor from China, Wei Zhang, who taught developmental English courses for us. These two women enriched the international tenor of our department. In October, six members of our department attended the Two-Year College English Association Conference in Providence, Rhode Island, and also in October, Katja Hawlitschka delivered a paper on women's issues the

film *Crash* at the Mid-Atlantic Popular and American Culture Conference in Baltimore. In November, Judith Angona, our English Coordinator, presented a paper on the uses of oral history in composition courses at the College Composition and Communication Conference (the 4C's) in Chicago.

Over the course of the 2006/2007 academic year, Dr. Maysa Hayward published a long article on the Arab novel in a volume of essays put out by SUNY Press, wrote another essay on Style in Translation for a forthcoming *Approaches . . .* text by the Modern Language Association, and contributed a chapter on Arabic Literature to a book published by the University of Edinburgh Press. Also, throughout the year, the English Department book club, headed by Dr. David Bordelon and Dr. Katja Hawlitschka met monthly to discuss books that focused on India. Meanwhile, Professor Jayanti Tamm had her book-length memoir accepted for publication by Random House.

In the spring of 2007, six members of the English Department gave presentations at Read-In Day in February for Black History Month—an event organized by Dr. Joaquin Rolon, Jr. Also, as a new advisor, Dr. Rolon participated in the national Phi Theta Kappa Convention in Nashville, Tennessee. In March, Dr. Katja Hawlitschka, Dr. Rolon, Dr. Hayward, and professors Angona, Botein, and Tamm all gave presentations during the annual Women's History Month, and later in the spring, several members of the department participated in the Holocaust Memorial Program. Students in the Honors English course in the spring, taught by Professor Angona, worked as tutors with local high school English classes in a program called "The Write Connection"—now in its second year. In April, the department sponsored our seventh annual Poetry Festival featuring poet David Mura of Minneapolis. Organized by Dr. Sandra Brown, this was a particularly successful and rewarding festival. Also in April and May, Dr. Hawlitschka and Dr. Bordelon finished their editing of *PEN* (our journal of OCC student writing) and sent it off to be printed, Dr. Mary Ellen Carr was awarded a sabbatical to participate in a year-long Mid-Career Fellowship at Princeton University, and the Departmental Search committee completed its work that resulted in hiring three new full-time faculty members in our department: Denise Kron, Dana Lauro, and Heidi Wilkinson.

Humanities, Fine Arts, and Media Studies welcomes a new full-time faculty member in visual art – Nat Bard – beginning in September 2008. A national search conducted in spring, 2008 enabled the department to hire an individual who is both an exceptional teacher and an exceptional artist.

The A.A.S. degree program in Interpreter Training continues to enroll, train, and graduate accomplished sign language interpreters. Nineteen students graduated from the program in January, 2008 bringing the number graduates since 2005 to 111. Twenty graduates have now passed the written part of the Educational Interpreter Performance Assessment (EIPA) and nine have passed the written part of the Registry of Interpreters for the Deaf (RID) national exam. Once they pass the performance part of the test, they will have achieved National Certification. In addition, Professor Kathleen Basilotto has been approved as a Local Test Administrator (LTA) for the EIPA Performance test, as well as a Proctor for the EIPA written test.

Professor Elizabeth Brierley received the Outstanding Full-Time Faculty Award at the spring, 2008 Commencement.

Professor Lisa Cecere was Guest Artist in Residence at the Peters Valley Craft center in Layton, New Jersey during the month of January, 2008. Her ceramic work was exhibited at the Arrive Gallery in Long Branch, New Jersey. She accompanied three Clay Club students to the National Conference for Education in the Ceramic Arts in Pittsburgh in March, 2008.

Professor Karin Gargone, from September, 2007 through June, 2008 was featured concert pianist or concert organist at concerts in Sea Girt, Asbury Park, Red Bank, Lavalette, Ocean Township, Middletown, and Holmdel, New Jersey. She represents OCC as an Advanced Placement Music Theory Exam Reader at the University of Nebraska at Lincoln on June 1 – 8, 2008.

Professor Patricia Kennedy participated in the one week (June 24 – 30, 2007) Civil War Institute seminar “Soldiers, Civilians, and Fredericksburg” held in Gettysburg, Pennsylvania. She participated in the OCC “World of the Maya” trip to Yucatan, Mexico in January, 2008.

Professor Marilyn Kralik participated in the “Technology Showcase” at Montgomery County Community College in Pennsylvania in October, 2007. She presented a paper titled “Speaking in All Our Voices: Using Articulate Presenter for Distance Learning.” She was appointed Coordinator of the OCC Honors Program

Professor Ljiljana Milojevic continued her active participation in the Delaware Valley Medieval Association, participating in conferences at Princeton (December), in Philadelphia (February), and the University of Delaware (April). She also participated in the 43rd International Medieval Congress, held in Kalamazoo, Michigan in May, 2008. At this conference she organized and chaired a special session on “The Representation of the Self in Different Medieval Discourses.”

Professor Gary Shaffer organized “Event Planning 101” featuring four professional event planners from both profit and non-profit organizations. He served as a judge for the Public Relations Student Society Bateman Case Study Competition in New York City. He directed the play “Social Security” at the Strand Theater in Lakewood. He produced the cabaret show “Carol Channing” at the Triad Theater in New York City. He managed press and communications for the production of “Tony ‘n’ Tina’s Wedding” that played in Orlando, Florida, Las Vegas, Nevada, Dallas, Texas, and San Francisco, California.

Professor Katherine Tietge organized and supervised the annual OCC United States Institute for Peace (USIP) trip to Washington, DC (March, 2008). She organized and ran the Speaker Series for Religious Experience. She organized the New Jersey Global Educators Conference, held at OCC, where she presented a paper on “Curriculum Development with Global Strategies.” She co-presented (with Professor Barry Kolb of Computer Science) a paper on “Globalization of IT and Education” at the Community College Consortium meeting at OCC. She presented a paper on “Learning Management Systems: Lessons Learned” at the Innovations Conference in Denver, Colorado (March, 2008).

Professor Arthur Waldman led the 29th Annual Theater in London program in January, 2008. Her directed “the Real Inspector Hound and Bang Bang You’re Dead” in fall, 2007 and “Molly Sweeney” in spring, 2008 for the OCC Theater Company. He attended Humana Festival of New American Plays and the Edinburgh (Scotland) International Festival.

Ocean County College has initiated a variety of programs to address community needs for high quality, flexible, and responsive educational programs and services. The goal is to promote Ocean County College as the first choice for the education, training, and enrichment of all county residents.

Educational partnerships and programs are under continuous development to establish seamless pathways from secondary education through the baccalaureate degree. Emphasis is placed on strong relationships with all county high schools and the Ocean County Vocational Technical Schools and with four-year colleges and universities. Most noteworthy is the Kean University at Ocean County College partnership, which enables area residents to complete upper division courses required for certain Kean University undergraduate degree programs and specific graduate programs on the campus of OCC. Qualified students are able to complete the entire degree program at OCC. Current programs target high-need, high-demand programs and degrees, such as nursing, elementary and secondary education, special education, criminal justice, history, sociology, English, health and physical education, business management/accounting, and media and film.

Outreach activities to schools and teachers emanate from the Office of School Relations, which provides teacher professional development through workshops and advanced placement institutes. Professionals seeking career change avail themselves of the Alternate Route Teacher Certification Program, done in partnership with New Jersey City University. The Department of Continuing and Professional Education provides a wide variety of employment-related certifications in Allied Health, computer applications, and management fields. Summer activities include camps and enrichment experiences for children. Finally, the Fine Arts Center and the Academy for Lifelong Learning provide cultural or specialized programming for area residents.

The college also provides credit courses to students throughout the county through Off-Campus Programming and its extension site in southern Ocean County. In 2007-2008 a total of 3,168 students were served at 18 active off-site locations throughout the county, continuing to provide our residents greater access to higher education.. Similarly, a duplicated count indicates that over 4,300 residents of southern Ocean County took classes at the Southern Education Center.

OCC has initiated engagement in numerous outreach activities to meet the needs of schools, businesses, and various community constituents. Building of the Ocean County Vocational Technical School Academy of Marine and Environmental Science (MATES), a \$12 million facility on the OCC campus in Manahawkin, has been completed and its doors opened in to welcome students right on schedule in September. OCC continues to work with OCVTS/MATES to expand offerings to both MATES and OCC students living in the southern part of the county. MATES students will enter a program that is seamlessly articulated from ninth grade to an OCC associate degree and then to a baccalaureate degree at Richard Stockton College. OCC also continues to offer numerous opportunities for county residents to complete baccalaureate and graduate degrees through partnerships with Kean University, New Jersey City University, and Fairleigh Dickinson University, all of whom offer programs right on the OCC campus. School Relations continued three new institutes, all of which ran with excellent enrollments: Advanced Placement for Teachers, Reading for Elementary Children, and an SAT Review for High School Students. In the non-credit areas, the Department of Continuing and Professional Education administered the Teach Out of the Brick Computer Science Institute and

began new initiatives with Community and Kimball Medical Centers and the Ocean County School Nurses Association to meet community needs. The Academy for Lifelong Learning with nearly 1500 members taking credit and non-credit courses offers dynamic programs for the 55 and over population in our area. Geared to enhance members' intellectual, physical and personal well being, the new partnerships with Algonquin Arts and Stafford Township Arts Center will be great cultural additions. Courses are also provided for Lucent Technologies and AT&T CWA workers in NJ, PA, and NYC, through the Alliance for Employee Growth and Development.

J. Major capital projects

Arts and Community Center

In September 2007, OCC broke ground on the Fine Arts Center and one year later, the newly-named Arts and Community Center was dedicated. This new 16,000 square foot academic wing houses computer labs, a classroom, instructional studios, and offices. It is connected to the original Fine Arts Center through a stairwell and a new elevator. The east wing of this Center includes a music wing, piano laboratory, offices, and theater lobbies. When the existing academic wing is completely renovated, it will accommodate the relocation of the Continuing and Professional Education and Academy for Lifelong Learning departments from rented space in Brick Township. The renovated west wing will house classrooms, a computer lab, a nursing lab, and offices. The move into the west wing is scheduled for April 2009. Renovations to the inside of the theater and the construction of a cultural center addition will begin early in 2009.

New Academic Building

In July 2008, ground was broken for construction on a new Academic Building, which will stand between the Administration Building and Library. Construction is scheduled for completion by early fall 2009. This 32,000 square foot addition will house computer labs, classrooms, offices, and lounges equipped with wireless communication. In addition, the Academic Building construction includes walkways, patios, and landscaping that complement the natural beauty of the campus.

O.C.E.A.N., Inc. Child Develop Center

The O.C.E.A.N., Inc. Kids Child Development Center, for children ages two months to six years, opened on OCC's Main Campus in December 2007. This state-of-the-art 10,340 square foot building houses pre-school classrooms, a family welcoming area, and free play area. The Center also includes administrative offices, parent and staff rooms, and a child observation and assessment room where OCC students and professional educators may observe activities. The Center offers 150 day care slots with a maximum of 50 slots dedicated for use by employees and students.

Sambol-Citta Garden

The project was funded by Richard Sambol and Joseph Citta as a replacement for the arboretum, which they established and funded for many years. The garden includes plants, flowers, and trees indigenous to the Ocean County area, in addition to an arbor, a raised rock garden, seating areas, lighting, irrigation, and paved walkways.

Renewal and Renovation

The College has also evaluated all 19 campus buildings to identify areas that require improvement. Campus buildings were surveyed to evaluate the existing conditions of major components, such as foundations, roofing, plumbing, HVAC, electrical systems, fire protection, and stairways, as well as ADA and building code compliance.

Section III. Other Institutional Information

A. Statement of Ocean County College's Mission

Ocean County College is a publicly supported community college which encourages and promotes academic excellence, career advancement, lifelong learning, and cultural enrichment for people within and beyond the County. Ocean County College, the first county college in New Jersey, dedicates itself to the discovery, preservation, and dissemination of knowledge; the development of student character; and the preparation of its students to thrive in a complex and challenging world. Embracing its role as an educational leader, the college offers comprehensive instructional programs and student support services in a learning-centered environment. Faculty, staff, students, alumni, and community members work together as partners to advance and promote the college as the leading cultural, social, and educational center of the county. Ocean County College welcomes students to this progressive, stimulating, and caring collegiate environment.

B. Statement of Ocean County College's Goals

In fulfilling the mission, Ocean County College enhances its educational and cultural programs with community, national, and international partnerships, current technology, distance learning, and innovative teaching methods to reach an increasingly diverse population. Valuing global awareness and recognizing technological advancements, the college explores and responds to ever-changing community needs. In order to accomplish its mission, the college has established the following goals:

- To provide quality academic, career, and cultural opportunities which will enhance lifelong learning and foster the development of individuality, commitment, conviction, and purpose.
- To provide open admission within the limits of available resources to all who can benefit from a college education and who are committed to academic achievement.
- To provide an array of degree and non-degree educational programs:
- Two-year associate in arts and associate in science degree programs that prepare students to transfer to four-year colleges and universities;
- Two-year associate in applied science degree programs and short-term certificates that prepare students for transfer and/or immediate career employment;
- Special programs and other academically advanced learning opportunities for qualified students;
- Preparatory programs and courses that enhance students' reading, writing, mathematical, and other academic skills;
- Continuing education courses, workshops, seminars, and other services for professional development, advancement, retraining, and personal growth.
- To provide an education that enables students to think critically and independently, communicate effectively, solve problems, appreciate the arts, and value the multicultural nature of our society.

- To foster educational partnerships with community service agencies, business, and government, as well as collaborative programs with other colleges and universities, local schools, and international institutions.
- To evaluate and utilize current technologies which will promote distance learning and enhance all modes of instruction.
- To encourage the senior population and alumni to actively participate in the college community.
- To provide education and training in demand occupations in response to changing labor needs.
- To offer a comprehensive array of services that support the educational, social, emotional, and physical development of each student in an increasingly diverse population.
- To provide library services and resources which facilitate learning and research activities of students, faculty, staff, and community members, within the limits of available resources.
- To recruit and maintain a dedicated faculty and staff committed to academic and intellectual freedom, institutional integrity, ethical values, and high standards of performance.
- To utilize innovative marketing strategies and aggressively pursue traditional and non-traditional sources of funding in order to foster the development of a learning-centered environment.
- To promote ongoing institutional self-study, outcomes assessment, and planning of programs, policies, procedures, and services in order to improve learning, contribute to student achievement, and enhance the college's institutional effectiveness.

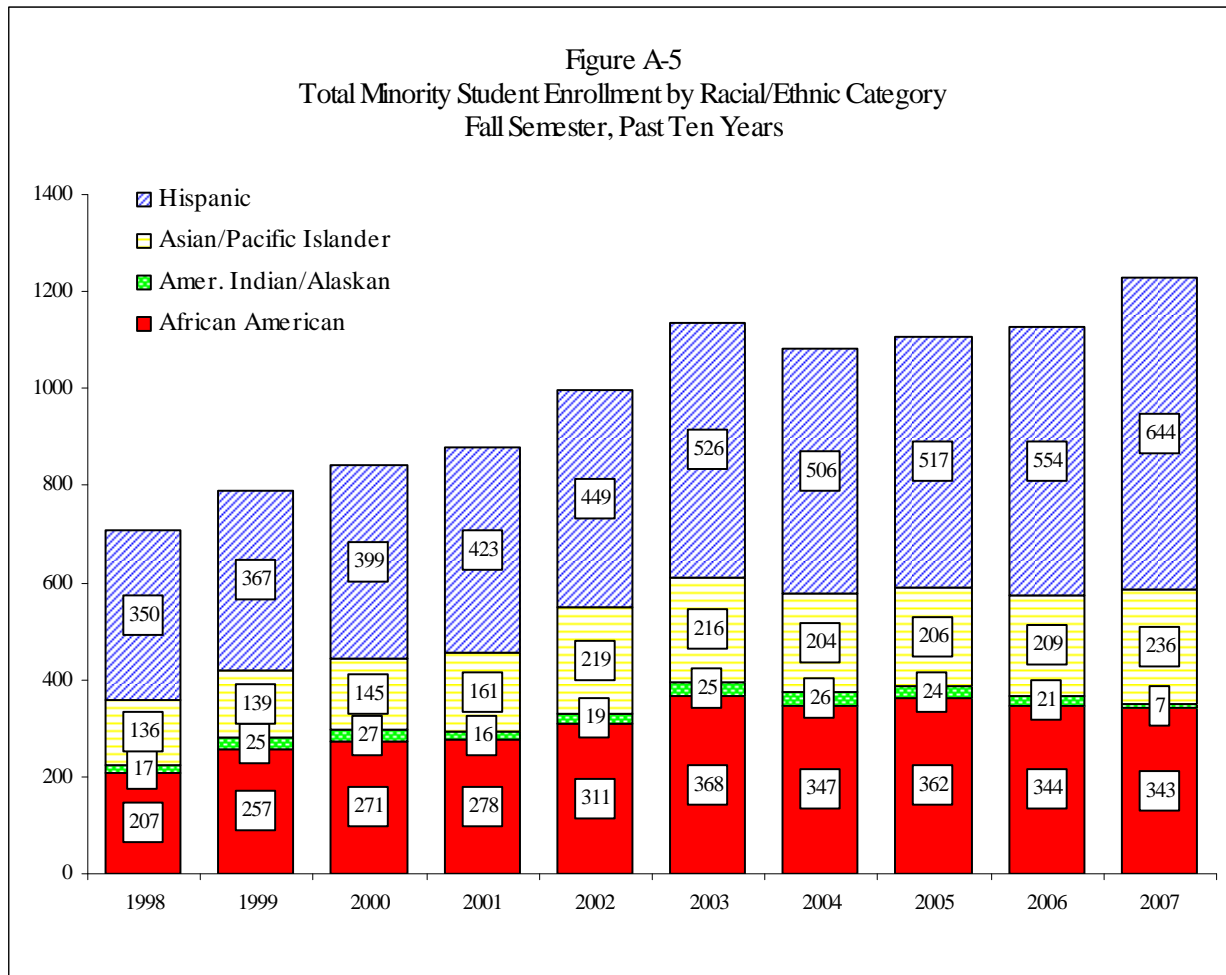
Section IV: Appendices

- A. Total Minority Student Fall Enrollment by Racial/Ethnic Category, Past Ten Years
- B. Number and Percent of Male and Female Students by Full-time/Part-time Status, Fall Semester, Past Ten Years
- C. Full-time and Part-time Average Student Age, Fall Semester, Past Ten Years
- D. Number of Degrees/Certificates Granted by Curriculum, Past Ten Years
- E. Academic Programs

Appendix A Total Minority Student Fall Semester Enrollment by Racial/Ethnic Category, Past Ten Years

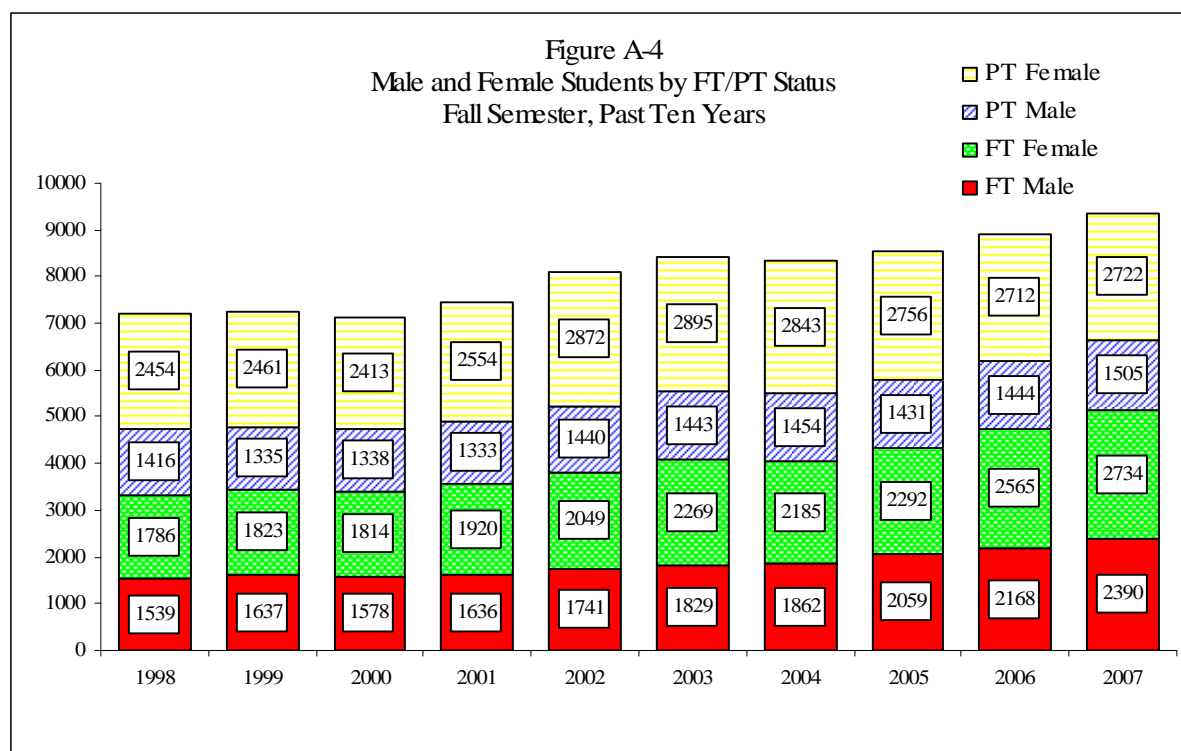
STUDENT TYPE	1998	1999	2000	2001	2002	2003	2004	2005	2006	2007
<u>FULL-TIME</u>										
African American	91 2.7%	121 3.5%	120 3.5%	131 3.7%	145 3.8%	165 4.0%	166 4.1%	176 4.0%	167 3.5%	186 3.6%
American Indian/ Alaskan Native	11 0.3%	12 0.3%	12 0.4%	6 0.2%	11 0.3%	14 0.3%	15 0.4%	12 0.3%	14 0.3%	13 0.3%
Asian/Pacific Islander	62 1.9%	70 2.0%	79 2.3%	88 2.5%	107 2.8%	99 2.4%	88 2.2%	82 1.9%	102 2.2%	120 2.3%
Hispanic	160 4.8%	169 4.9%	185 5.5%	184 5.2%	214 5.6%	241 5.9%	247 6.1%	237 5.4%	294 6.2%	339 6.6%
White	2819 84.8%	2843 82.2%	2783 82.0%	2952 83.0%	3117 82.2%	3412 83.3%	3362 83.1%	3631 83.5%	3881 82.0%	4184 81.7%
Unknown	182 5.5%	245 7.1%	213 6.3%	195 5.5%	196 5.2%	167 4.1%	169 4.2%	213 4.9%	275 5.8%	282 5.5%
TOTAL	3,325	3,460	3,392	3,556	3,790	4,098	4,047	4,351	4,733	5,124
<u>PART-TIME</u>										
African American	116 3.0%	136 3.6%	151 4.0%	147 3.8%	166 3.8%	203 4.7%	181 4.2%	186 4.4%	177 4.3%	157 3.7%
American Indian/ Alaskan Native	6 0.2%	13 0.3%	15 0.4%	10 0.3%	8 0.2%	11 0.3%	11 0.3%	12 0.3%	7 0.2%	7 0.2%
Asian/Pacific Islander	74 1.9%	69 1.8%	66 1.8%	73 1.9%	112 2.6%	117 2.7%	116 2.7%	124 3.0%	107 2.6%	116 2.7%
Hispanic	190 4.9%	198 5.2%	214 5.7%	239 6.1%	235 5.4%	285 6.6%	259 6.0%	280 6.7%	260 6.3%	305 7.2%
White	3331 86.1%	3165 83.4%	3063 81.7%	3179 81.8%	3489 80.9%	3511 80.9%	3473 80.8%	3339 79.7%	3317 79.8%	3378 79.9%
Unknown	153 4.0%	215 5.7%	242 6.5%	239 6.1%	302 7.0%	211 4.9%	257 6.0%	246 5.9%	288 6.9%	264 6.2%
TOTAL	3,870	3,796	3,751	3,887	4,312	4,338	4,297	4,187	4,156	4,227
<u>TOTAL</u>										
African American	207 2.9%	257 3.5%	271 3.8%	278 3.7%	311 3.8%	368 4.4%	347 4.2%	362 4.2%	344 3.9%	343 3.7%
American Indian/ Alaskan Native	17 0.2%	25 0.3%	27 0.4%	16 0.2%	19 0.2%	25 0.3%	26 0.3%	24 0.3%	21 0.2%	20 0.2%
Asian/Pacific Islander	136 1.9%	139 1.9%	145 2.0%	161 2.2%	219 2.7%	216 2.6%	204 2.4%	206 2.4%	209 2.4%	236 2.5%
Hispanic	350 4.9%	367 5.1%	399 5.6%	423 5.7%	449 5.5%	526 6.2%	506 6.1%	517 6.1%	554 6.2%	644 6.9%
White	6150 85.5%	6008 82.8%	5846 81.8%	6131 82.4%	6606 81.5%	6923 82.1%	6835 81.9%	6970 81.6%	7198 81.0%	7562 80.9%
Unknown	335 4.7%	460 6.3%	455 6.4%	434 5.8%	498 6.1%	378 4.5%	426 5.1%	459 5.4%	563 6.3%	546 5.8%
TOTAL	7,195	7,256	7,143	7,443	8,102	8,436	8,344	8,538	8,889	9,351

Appendix A Continued



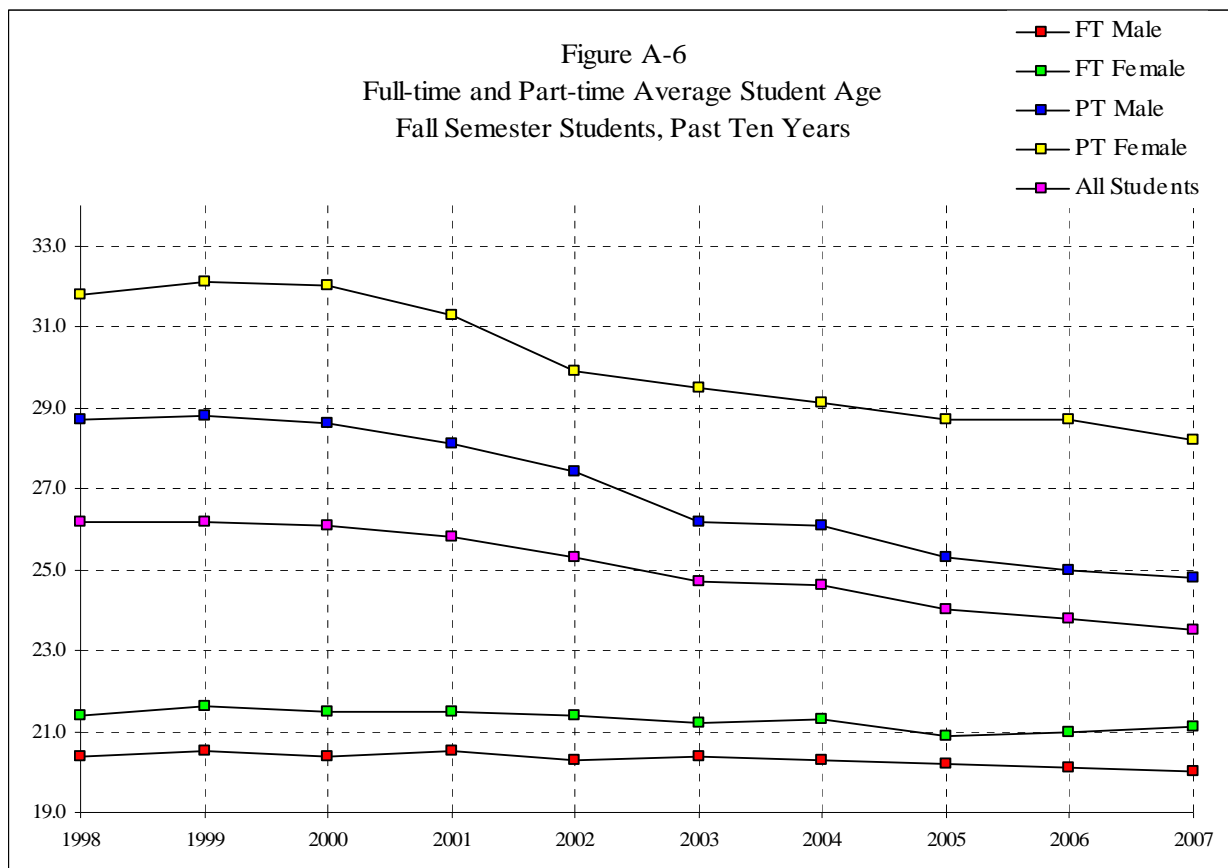
Appendix B Number and Percent of Male and Female Students by Full-time/Part-time Status, Fall Semester, Past Ten Years

STUDENT TYPE	1998	1999	2000	2001	2002	2003	2004	2005	2006	2007
<u>FULL-TIME</u>										
Male	1539	1637	1578	1636	1741	1829	1862	2059	2168	2390
	46.3%	47.3%	46.5%	46.0%	45.9%	44.6%	46.0%	47.3%	45.8%	46.6%
Female	1786	1823	1814	1920	2049	2269	2185	2292	2565	2734
	53.7%	52.7%	53.5%	54.0%	54.1%	55.4%	54.0%	52.7%	54.2%	53.4%
TOTAL	3325	3460	3392	3556	3790	4098	4047	4351	4733	5124
<u>PART-TIME</u>										
Male	1416	1335	1338	1333	1440	1443	1454	1431	1444	1505
	36.6%	35.2%	35.7%	34.3%	33.4%	33.3%	33.8%	34.2%	34.7%	35.6%
Female	2454	2461	2413	2554	2872	2895	2843	2756	2712	2722
	63.4%	64.8%	64.3%	65.7%	66.6%	66.7%	66.2%	65.8%	65.3%	64.4%
TOTAL	3870	3796	3751	3887	4312	4338	4297	4187	4156	4227
<u>TOTAL STUDENTS</u>										
Male	2955	2972	2916	2969	3181	3272	3316	3490	3612	3895
	41.1%	41.0%	40.8%	39.9%	39.3%	38.8%	39.7%	40.9%	40.6%	41.7%
Female	4240	4284	4227	4474	4921	5164	5028	5048	5277	5456
	58.9%	59.0%	59.2%	60.1%	60.7%	61.2%	60.3%	59.1%	59.4%	58.3%
TOTAL	7195	7256	7143	7443	8102	8436	8344	8538	8889	9351



Appendix C Full-time and Part-time Average Student Age Fall Semester, Past Ten Years

STUDENT TYPE	1998	1999	2000	2001	2002	2003	2004	2005	2006	2007
<u>FULL-TIME</u>										
Male	20.4	20.5	20.4	20.5	20.3	20.4	20.3	20.2	20.1	20.0
Female	21.4	21.6	21.5	21.5	21.4	21.2	21.3	20.9	21.0	21.1
Total Full-time	20.9	21.1	21.0	21.0	20.9	20.9	20.9	20.6	20.6	20.6
<u>PART-TIME</u>										
Male	28.7	28.8	28.6	28.1	27.4	26.2	26.1	25.3	25.0	24.8
Female	31.8	32.1	32.0	31.3	29.9	29.5	29.1	28.7	28.7	28.2
Total Part-time	30.7	30.9	30.8	30.2	29.1	28.4	28.1	27.5	27.4	27.0
<u>ALL STUDENTS</u>										
Male	24.3	24.2	24.1	23.9	23.5	23.0	22.9	22.3	22.0	21.9
Female	27.6	27.6	27.5	27.1	26.4	25.8	25.7	25.2	24.9	24.7
Total All Students	26.2	26.2	26.1	25.8	25.3	24.7	24.6	24.0	23.8	23.5
<u>Youngest Student</u>										
	15	12	15	14	14	15	15	15	15	15
<u>Oldest Student</u>										
	82	81	81	81	81	81	81	81	81	81



Appendix D Numbers of Degrees/Certificates Granted by Curriculum, Past Ten Years

MAJOR PROGRAM	Start Date	End Date	Colleague Code	CIP CODE	1999	2000	2001	2002	2003	2004	2005	2006	2007	2008
ASSOCIATE IN ARTS (AA)														
Digital Mass Media														
<i>Options in</i>														
Broadcasting Production	03/26/06	Active	AA.DMM.BP	090402	0	0	0	0	0	0	0	0	0	3
Journalism		Active	AA.DMM.JOUR	090402	0	0	0	0	0	0	0	0	0	2
General Studies*	09/01/98	Active	AA.GE	240102	0	0	0	0	0	0	0	0	0	0
<i>Options in</i>														
Health and Physical Education	09/01/98	Active	AA.GE.HPE	240102	2	0	1	1	1	3	7	3	9	3
Humanities	09/01/98	Active	AA.GE.HUM	240102	10	16	11	27	23	23	28	26	28	35
Mathematics	09/01/98	Active	AA.GE.MATH	240102	1	1	2	10	0	6	5	6	10	8
Science	09/01/98	Active	AA.GE.SCI	240102	13	5	14	15	12	15	9	15	12	14
Social Sciences	09/01/98	Active	AA.GE.SS	240102	47	36	69	89	68	102	115	109	134	100
Liberal Arts*	09/01/98	Active	AA.LA	240101	313	268	200	215	181	207	185	204	241	289
<i>Option in</i>														
Honors	09/01/98	Active	AA.LA.HON	240101	3	8	4	7	10	11	1	7	3	3
				AA SUB	389	334	301	364	295	367	350	370	437	457
ASSOCIATE IN SCIENCE (AS)														
Biotechnology	02/23/04	Active	AS.BT	410101	0	0	0	0	0	0	0	0	0	0
Business Administration	09/01/85	Active	AS.BA	520201	106	117	93	115	102	103	99	113	119	119
<i>Option in</i>														
Economics	05/03/04	Active	AS.BA.ECON	520201	0	0	0	0	0	0	0	0	0	0
Computer Science	09/01/85	Active	AS.CS	110101	3	5	0	12	5	3	8	4	7	3
<i>Option in</i>														
Game Development and Design	05/03/04	Active	AS.CS.GDD	110101	0	0	0	0	0	0	0	0	0	0
Information Systems	05/03/04	Active	AS.CS.IS	110101	0	0	0	0	0	0	0	0	0	0
Information Technology	05/03/04	Active	AS.CS.IT	110101	0	0	0	0	0	0	0	0	0	1
Criminal Justice	09/01/80	Active	AS.CJ	430107	40	31	36	43	52	45	40	51	61	111
Engineering	09/01/86	Active	AS.ENGR	140101	7	5	7	5	4	3	4	5	3	5
<i>Concentrations in</i>														
Civil Engineering	09/01/92	Active	AS.ENGR..CIV	140101	0	0	1	0	0	0	0	0	0	0
Computer Engineering	09/01/92	Active	AS.ENGR..COMP	140101	0	0	1	0	0	1	0	1	0	0
Electrical Engineering	09/01/92	Active	AS.ENGR..ELEC	140101	0	0	0	0	0	2	0	0	0	0
Environmental Science	05/22/00	Active	AS.ES	30104	0	0	0	0	0	0	1	0	0	0
<i>Option in</i>														
Environmental Policy	05/22/00	Active	AS.ES.EP	30104	0	0	0	0	0	0	0	0	0	0
General Studies*	09/01/74	Active	AS.GE	240102	0	0	0	0	0	0	0	0	0	0
<i>Options in</i>														
Business	09/01/74	Active	AS.GE.BUS	240102	44	38	32	43	35	38	52	54	57	44
<i>Concentrations in</i>														
Business Administration	09/01/94	Active	AS.GE.BUS.BATT	240102	0	0	0	0	0	0	0	0	1	0
Civil/Construction Engineering Tech.	09/01/74	Active	AS.GE.CET	240102	1	0	1	1	2	0	2	0	1	0
Civil/Construction Technology	01/24/05	Active	AS.GE.CCT	240102	0	0	0	0	0	0	0	0	0	1
Computer Science	09/01/74	Active	AS.GE.CS	240102	15	22	11	21	7	11	5	9	5	12
<i>Concentration in</i>														
Computer Science	09/01/74	Active	AS.GE.CS.CSTT	240102	0	2	0	0	0	3	3	1	0	1
Electronic Engineering Technology	09/01/74	#####	AS.GE.EET	240102	0	1	2	0	1	0	0	0	0	0
Health and Physical Education	09/01/74	Active	AS.GE.HPE	240102	3	0	3	1	6	4	5	2	6	7
Humanities	09/01/74	Active	AS.GE.HUM	240102	9	11	9	12	9	15	10	15	6	13
Mathematics	09/01/74	Active	AS.GE.MATH	240102	4	2	4	2	6	4	4	7	4	7
Science	09/01/74	Active	AS.GE.SCI	240102	19	18	21	15	18	24	29	20	28	40
Social Science	09/01/74	Active	AS.GE.SS	240102	50	58	63	84	82	70	76	65	58	58
Human Services Technician	09/01/96	Active	AS.HST	440701	10	9	5	12	6	12	4	5	1	6
<i>Option in</i>														
Gerontology	09/01/96	Active	AS.HST.GER	440701	0	4	2	0	2	2	1	1	1	0
Teaching Assistant/Child Care	09/01/98	Active	AS.TACC	190708	2	1	2	1	6	1	0	1	4	2
				AS SUB	313	324	293	367	343	341	343	354	362	430
* Gen. Ed. Requirements changed starting 9/1/98. Original majors began 9/1/70.				TOTAL	702	658	594	731	638	708	693	724	799	887

Appendix D Continued

MAJOR PROGRAM	Start	End	Colleague	CIP	1999	2000	2001	2002	2003	2004	2005	2006	2007	2008	
	Date	Date	Code	CODE											
ASSOCIATE IN APPLIED SCIENCE (AAS)															
Administrative Office Management	05/26/98	Active	AAS.AOM	520401	8	9	10	10	8	8	4	13	4	4	
Allied Health	05/26/98	Active	AAS.AH	510899	0	1	0	0	1	0	1	0	0	0	
<i>Option in</i>															
Surgical Technology	04/23/01	Active	AS.AH.SURG	510899	0	0	0	0	2	0	0	0	0	0	
Business															
<i>Options in</i>															
Accounting	09/14/66	Active	AAS.BUS.ACCT	520101	4	4	2	5	2	1	4	2	4	2	
Banking-Finance	09/01/75	Active	AAS.BUS.BANK	520101	1	3	0	1	0	1	1	2	1	0	
Insurance	04/24/00	02/24/03	AAS.BUS.INSU	520101	0	0	0	0	0	0	0	0	0	0	
Legal Assistant	09/01/91	12/03/03	AAS.BUS.LEGA	520101	14	10	10	7	3	0	0	0	0	0	
Management	09/01/90	Active	AAS.BUS.MGMT	520101	2	1	4	2	5	1	2	1	0	2	
Marketing	09/01/70	Active	AAS.BUS.MKT	520101	0	2	1	1	1	1	1	2	1	0	
Marketing/Public Relations	09/01/98	Active	AAS.BUS.MPR	520101	0	0	0	0	0	0	0	1	0	0	
Paralegal Studies	12/03/03	Active	AAS.BUS.LEGA	520101	0	0	0	0	0	9	15	9	9	6	
Real Estate	09/01/91	08/31/96	AAS.BUS.RE	520101	0	0	0	0	0	0	0	0	0	0	
Civil/Construction Technology															
<i>Options in</i>															
Building Construction Tech. - Transfer	09/01/79	Active	AAS.CCET.BCTT	150201	3	7	1	5	0	0	4	1	0	0	
Building Construction Tech. - Career	09/01/79	Active	AAS.CCET.BCTC	150201	1	0	1	1	2	0	4	0	0	1	
<i>Concentrations in</i>															
Constructing & Contracting Tech.	09/01/92	08/31/98	AAS.CCET..CCT	150201	0	0	0	0	0	0	0	3	0	0	
Surveying Technology	09/01/92	Active	AAS.CCET.BCTT.SUF	150201	0	0	0	0	0	1	0	0	0	0	
Civil/Construction Technology	05/04/04	Active	AAS.CCT	150201	0	0	0	0	0	0	0	0	5	3	
Computer Science															
<i>Options in</i>															
Networking Support Specialist	04/26/99	05/03/04	AAS.CS.NSS	110101	0	0	1	2	0	1	3	0	0	0	
Web Support Specialist	04/29/02	05/03/04	AAS.CS.WSS	110101	0	0	0	0	0	0	0	0	0	0	
Computer Science/Information Tech.	05/04/04	Active	AAS.CS	110101	0	0	0	0	0	0	0	2	3	5	
<i>Options in</i>															
Networking Support Specialist	05/04/04	Active	AAS.CS.NSS	110101	0	0	1	2	0	0	0	2	0	0	
Web Support Specialist	05/04/04	Active	AAS.CS.WSS	110101	0	0	0	0	0	0	0	0	0	0	
Computer Systems Engineering Tech.	09/01/98	08/31/99	AAS.CSET	150303	1	0	1	2	0	0	0	0	0	0	
Electronic Engineering Technology															
<i>Options in</i>															
Avionics	09/01/96	08/31/98	AAS.EET.AVI	150303	0	0	0	0	0	0	0	0	0	0	
Telecommunications Technology	09/01/96	08/31/98	AAS.EET.TELE	150303	0	1	0	0	0	0	0	0	0	0	
<i>Concentrations in</i>															
Computer Engineering Tech.	09/01/96	08/31/98	AAS.EET..COET	150303	0	0	1	0	0	0	0	0	0	0	
Electrical Engineering Tech.	09/01/96	08/31/98	AAS.EET..ELET	150303	0	0	1	0	0	0	0	0	0	0	
Manufacturing Engineering Tech.	09/01/96	08/31/98	AAS.EET..MET	150303	0	0	0	0	0	0	0	0	0	0	
Environmental Technology															
Environmental Technology	05/22/00	Active	AAS.ET	150307	0	0	0	0	0	0	0	0	0	0	
Fire Science															
Fire Science	09/01/79	Active	AAS.FS	430201	3	1	5	2	3	0	0	0	0	1	
Histotechnician															
Histotechnician	05/26/98	Active	AAS.HT	511099	0	5	2	2	4	6	4	3	4	0	
Horticulture & Turfgrass Tech.															
Horticulture & Turfgrass Tech.	04/19/04	Active	AAS.HTT	010601	0	0	0	0	0	0	0	0	0	0	
Interpreter Training															
Interpreter Training	04/17/06	Active	AAS.IT	161603	0	0	0	0	0	0	0	0	8	8	
Medical Laboratory Technician															
Medical Laboratory Technician	09/01/87	Active	AAS.MLT	511004	5	6	4	2	0	0	0	0	0	0	
Nursing															
Nursing	09/14/66	Active	AAS.NURS	511601	64	67	88	75	67	99	117	99	130	127	
Office Systems Technology															
Office Systems Technology	09/01/92	05/26/98	AAS.OST	520401	1	0	0	0	0	0	0	0	0	0	
Print & Broadcast Journalism															
Print & Broadcast Journalism	09/01/78	Active	AAS.PBJ	090401	1	3	1	0	3	2	3	2	2	0	
Visual Communications Technology															
Visual Communications Technology	09/01/77	Active	AAS.VCT	109999	4	4	3	0	0	0	0	0	0	0	
<i>Options in</i>															
Computer Graphics	09/01/94	Active	AAS.VCT.CG	109999	0	1	7	8	10	9	10	3	5	8	
Electronic Media Technology	09/01/96	Active	AAS.VCT.EMT	109999	0	2	4	1	1	0	0	1	1	0	
Photography	09/01/85	Active	AAS.VCT.PHOT	109999	0	0	0	6	4	4	5	4	1	1	

					AAS SU	126	145	164	148	123	151	184	150	178	168

TOTAL					828	803	758	879	761	859	877	874	977	1055	



Appendix D Continued

MAJOR PROGRAM	Start Date	End Date	Colleague Code	CIP CODE	1999	2000	2001	2002	2003	2004	2005	2006	2007	2008
<u>CERTIFICATE OF PROFICIENCY PROGRAMS</u>														
Accounting	09/01/82	Active	CT.AACT	520301	7	5	1	12	0	0	0	3	1	1
Administrative Office Mgmt./WP	05/26/98	Active	CT.AOMW	520401	0	1	8	6	2	2	1	2	2	2
AutoCAD	05/29/01	Active	CT.ACAD	151302	0	0	0	0	0	0	0	1	0	1
Building Construction Technology	09/01/76	04/26/99	CT.BCT	151001	0	0	0	0	0	0	0	0	0	0
Computer Information Systems	09/01/89	Active	CT.CIS	110401	0	0	0	1	2	0	0	0	0	0
Computer Science	09/01/89	Active	CT.CS	110201	0	1	1	0	2	0	0	0	0	0
Computer Systems Testing & Servicing	09/01/91	08/31/98	CT.CSTS	150402	0	0	0	0	0	0	0	0	0	0
Construction Management Technology	04/26/99	Active	CT.CMT	151001	0	0	0	0	1	0	0	0	0	1
Criminal Justice	09/01/87	Active	CT.CJ	430107	0	0	1	2	0	1	0	1	0	0
Electrology	05/26/98	Active	CT.ELEC	120404	1	2	3	3	0	0	0	0	0	0
Exercise Science	06/26/99	Active	CT.EXER	120404	0	0	0	0	2	2	0	0	0	1
Fashion Merchandising	09/01/83	08/31/94	CT.FASH	80102	0	0	0	0	0	0	0	0	0	0
Fire Science	09/01/79	Active	CT.FS	430201	0	1	0	0	0	0	0	0	0	0
Food Service Management	09/01/80	08/31/93	CT.FSM	200401	0	0	0	0	0	0	0	0	0	0
Hospitality/Food Service	04/26/99	Active	CT.HFS	200401	0	0	0	0	0	0	0	0	0	0
Interpreter Training	04/29/02	Active	CT.IT	161603	0	0	0	0	0	0	38	33	1	18
Legal Assistant	09/01/80	Active	CT.LEGA	220103	16	9	5	8	7	8	12	9	2	4
Networking Support Specialist	04/26/99	Active	CT.NSS	110901	0	0	0	0	0	1	0	0	0	0
Paralegal Studies	12/03/03	Active	CT.LEGA	220302	0	0	0	0	0	0	0	0	0	0
Real Estate	09/01/76	Active	CT.RE	521501	0	0	0	0	0	0	0	0	0	0
Retailing	09/01/94	Active	CT.RET	521803	0	0	0	0	0	0	1	0	0	0
Small Business Management	02/26/01	Active	CT.SBM	520701	0	0	0	0	0	2	1	1	0	0
Surgical Technology	05/29/01	Active	CT.ST	510909	0	0	0	0	0	0	0	0	0	0
Teaching Assistant/Child Care	09/01/98	Active	CT.TACC	500402	0	0	0	0	1	0	0	1	0	1
Visual Communications	09/01/98	Active	CT.VC	500402	0	0	0	0	0	0	0	1	1	1
Web Support Specialist	04/29/02	Active	CT.WSS	110801	0	0	0	0	0	0	0	0	0	0
Word Processing	09/01/83	05/26/98	CT.WP	520401	5	0	0	0	0	0	0	0	0	0
TOTAL					29	19	19	32	17	16	53	52	7	30
<u>CERTIFICATE OF COMPLETION PROGRAMS</u>														
Accounting	12/11/06	Active	CC.ACCT	520301	0	0	0	0	0	0	0	0	0	1
AutoCAD	05/29/01	Active	CC.ACAD	151302	0	0	0	0	3	2	0	2	2	2
Business Studies	06/26/00	Active	CC.BS	520201	0	0	0	0	0	0	3	2	0	0
Computer Graphics	09/01/98	Active	CC.CG	500499	0	0	0	2	1	1	1	1	0	2
Computer Information	09/01/94	Active	CC.CI	110401	0	0	0	3	3	0	0	0	0	0
Gerontology	09/01/91	Active	CC.GERO	440701	0	0	0	5	2	1	1	3	0	0
Group Teacher	09/01/94	Active	CC.GT	131501	0	0	0	2	3	3	1	3	0	1
Information Technology	05/03/04	Active	CC.INFO	110301	0	0	0	0	0	0	1	0	0	0
Legal Secretary	06/26/00	Active	CC.LS	520402	0	0	0	0	0	0	1	3	0	0
Networking Support Specialist	04/26/99	Active	CC.NSS	110901	0	0	0	0	0	1	0	0	0	0
Nurse Paralegal	04/26/03	Active	CC.NP	229999	0	0	0	0	0	0	0	0	0	0
Teacher Aide	09/01/91	Active	CC.TA	131501	0	0	0	5	3	8	5	7	2	2
Web Support Specialist	04/29/02	Active	CC.WSS	100801	0	0	0	0	0	0	0	0	0	0
TOTAL					0	0	0	17	15	16	13	21	4	8
GRAND					857	822	777	928	793	891	943	947	988	1093

Note: The total number of degrees awarded is counted on a fiscal year basis from July 1 through June 30. Students completing degree requirements in August are considered graduates as of August, however are counted in the fiscal year total. Students completing degree requirements in December are considered part of the May graduating class and are also counted in the fiscal year total.

Office of Institutional Research and Assessment

Appendix E Ocean County College Academic Program Codes

Award and Academic Program Title	Colleague Academic Program Code	Non-Traditiona		CIP Code	Start Date	End Date	Catalog Year	
		Men	Women				First	Last
ASSOCIATE IN ARTS DEGREE (A.A.)								
Business Administration	AA.BA			060401	09/14/66	08/31/85	1966	1984
Business Education								
<i>Options in</i>								
Accounting and General Business	AA.BE.ACCT			131303	09/01/69	08/31/85	1969	1984
Secretarial and General Business	AA.BE.SECY			131303	09/01/69	08/31/85	1969	1984
Computer Science	AA.CS			110101	09/01/69	08/31/85	1969	1984
Digital Mass Media								
<i>Options in</i>								
Broadcasting Production	AA.DMM.BP		X	090402	03/20/06	Active	2006	
Journalism	AA.DMM.JOUR		X	090402	03/20/06	Active	2006	
Engineering	AA.ENGR			140101	09/14/66	08/31/86	1966	1985
General Studies	AA.GE			240102	09/01/98	Active	1998	
<i>Options in</i>								
Health & Physical Education	AA.GE.HPE			240102	09/01/98	Active	1998	
Humanities	AA.GE.HUM			240102	09/01/98	Active	1998	
Mathematics	AA.GE.MATH			240102	09/01/98	Active	1998	
Science	AA.GE.SCI			240102	09/01/98	Active	1998	
Social Science	AA.GE.SS			240102	09/01/98	Active	1998	
General Education	AA.GE			240102	09/01/70	08/31/98	1970	1997
<i>Options in</i>								
Health & Physical Education	AA.GE.HPE			240102	09/01/70	08/31/98	1970	1997
Humanities	AA.GE.HUM			240102	09/01/70	08/31/98	1970	1997
Mathematics	AA.GE.MATH			240102	09/01/70	08/31/98	1970	1997
Science	AA.GE.SCI			240102	09/01/70	08/31/98	1970	1997
Social Science	AA.GE.SS			240102	09/01/70	08/31/98	1970	1997
Liberal Arts	AA.LA			240101	09/01/98	Active	1998	
<i>Option in</i>								
Honors	AA.LA.HON			240101	09/01/98	Active	1998	
Liberal Arts	AA.LA			240101	09/14/66	08/31/98	1966	1997
<i>Option in</i>								
Honors	AA.LA.HON			240101	09/01/76	08/31/98	1976	1997
<i>Concentrations in</i>								
American Studies	AA.LA..AMER			240101	09/01/98	Active	1998	
Elementary Education	AA.LA..ELEM			240101	09/01/69	Active	1969	
Elementary Education - Kean Univ.	AA.LA..KEED			240101	11/21/06	Active	2006	
Elem. Ed., Tchr. Disability Ed. - Kean Univ.	AA.LA..KEDE			240101	12/19/06	Active	2006	
English	AA.LA..ENGL			240101	09/01/69	Active	1969	
English - Kean Univ.	AA.LA..KENG			240101	11/21/06	Active	2006	
Exercise Science/Sports Medicine	AA.LA..EXER			240101	06/26/99	Active	1999	
Film & Media Studies - Kean Univ.	AA.LA..KFMS			240101	12/19/06	07/29/08	2006	2008
Film Studies	AA.LA..FILM			240101	09/01/98	Active	1998	
Fine Arts	AA.LA..FA			240101	09/01/69	Active	1969	
Health & Human Performance Teacher	AA.LA..HHP1			240101	11/05/02	Active	2002	
History	AA.LA..HIST			240101	09/14/66	Active	1966	
History - Kean Univ.	AA.LA..KHIS			240101	11/21/06	Active	2006	
Industrial Arts	AA.LA..IA			240101	09/01/69	08/31/73	1969	1972
Mathematics	AA.LA..MATH			240101	09/01/69	Active	1969	
Modern Language	AA.LA..LANG			240101	09/01/80	Active	1980	
Music Education	AA.LA..MU			240101	09/01/69	Active	1969	
Music Education - Piano	AA.LA..PIAN			240101	09/01/75	Active	1975	
Music Education - Vocal	AA.LA..VOCA			240101	09/01/75	Active	1975	
Phys Ed K12 Teaching - Kean Univ.	AA.LA..KHPE			240101	11/21/06	Active	2006	
Political Science	AA.LA..PS			240101	09/01/81	Active	1981	
Print & Broadcast Journalism	AA.LA..PBJ			240101	09/01/00	Active	2000	
Psychology	AA.LA..PSYC			240101	09/01/81	Active	1981	
Science	AA.LA..SCI			240101	09/01/69	09/24/07	1969	2007
Biology	AA.LA..BIOL			240101	09/01/86	09/24/07	1986	2007
Chemistry	AA.LA..CHEM			240101	09/01/86	09/24/07	1986	2007
Physics	AA.LA..PHYS			240101	09/01/86	09/24/07	1986	2007
Pre-environmental Science and Forestry	AA.LA..ESF			240101	09/01/86	09/24/07	1986	2007
Pre-chiropractic	AA.LA..CHIR			240101	09/01/90	09/24/07	1990	2007
Social Studies	AA.LA..SS			240101	09/01/69	Active	1969	
Sociology	AA.LA..SOC			240101	09/01/81	Active	1981	
Sociology - Kean Univ.	AA.LA..KSOC			240101	11/21/06	Active	2006	
Speech and Theatre	AA.LA..ST			240101	09/01/70	Active	1970	
Therapeutic Recreation - Kean Univ.	AA.LA..KREC			240101	11/21/06	07/29/08	2006	2008
Wellness and Health Promotion	AA.LA..WHP			240101	11/05/02	Active	2002	
Women's Studies	AA.LA..WS			240101	09/01/94	Active	1994	

Appendix E Continued

ASSOCIATE IN SCIENCE DEGREE (A.S.)								
Aviation	AS.AVIA		X	490102	12/13/04	04/23/08	2004	2008
Biotechnology	AS.BT			410101	02/23/04	08/20/08	2003	2008
Business Administration	AS.BA		X	520201	09/01/85	Active	1985	
<i>Option in</i>								
Economics	AS.BA.ECON		X	520201	05/03/04	Active	2003	
Community Services Technician	AS.CST			440701	09/01/73	08/31/96	1973	1995
<i>Option in</i>								
Gerontology	AS.CST.GER			440701	09/01/82	08/31/96	1982	1995
Computer Science	AS.CS		X	110101	09/01/85	Active	1985	
<i>Options in</i>								
Game Development and Design	AS.CS.GDD		X	110101	05/03/04	Active	2003	
Information Systems	AS.CS.IS		X	110101	05/03/04	Active	2003	
Information Technology	AS.CS.IT		X	110101	05/03/04	Active	2003	
Criminal Justice	AS.CJ		X	430107	09/01/80	Active	1980	
<i>Concentrations in</i>								
Criminal Justice - Kean Univ.	AS.CJ.KCJ		X	430107	11/21/06	Active	2006	
Engineering	AS.ENGR		X	140101	09/01/86	Active	1986	
<i>Concentrations in</i>								
Civil Engineering*	AS.ENGR..CIV		X	140101	09/01/92	Active	1992	
Computer Engineering*	AS.ENGR..COMP		X	140101	09/01/92	Active	1992	
Electrical Engineering*	AS.ENGR..ELEC		X	140101	09/01/92	Active	1992	
Environmental Science	AS.ES		X	030104	05/22/00	Active	2000	
<i>Option in</i>								
Environmental Policy	AS.ES.EP		X	030104	05/22/00	03/24/08	2000	2007
General Studies	AS.GE			240102	09/01/74	Active	1974	
<i>Options in</i>								
Business	AS.GE.BUS			240102	09/01/74	Active	1974	
<i>Concentration in</i>								
Business Administration*	AS.GE.BUS.BATT			240102	09/01/94	Active	1994	
Accounting - Kean Univ.	AS.GE..KACC			240101	12/19/06	Active	2006	
Civil/Construction Engineering Technology	AS.GE.CET			240102	09/01/74	01/24/05	1974	2004
Civil/Construction Technology	AS.GE.CCT			240102	01/24/05	Active	2004	
Computer Science	AS.GE.CS			240102	09/01/74	Active	1974	
<i>Concentration in</i>								
Computer Science*	AS.GE.CS.CSTT			240102	09/01/92	Active	1992	
Computer Systems Engineering Technology	AS.GE.CSET			240102	09/01/98	08/31/99	1998	1998
Developmental Studies**	AS.GE.DS			240102	07/23/03	Active	2003	
Electronic Engineering Technology	AS.GE.EET			240102	09/01/74	08/31/98	1974	1998
Health & Physical Education	AS.GE.HPE			240102	09/01/74	Active	1974	
Humanities	AS.GE.HUM			240102	09/01/74	Active	1974	
Management Science - Kean Univ.	AS.GE..KMS			240101	12/19/06	Active	2006	
Mathematics	AS.GE.MATH			240102	09/01/74	Active	1974	
Non-degree (Undeclared)**	AS.GE.ND			240102	07/23/03	Active	2003	
Pre-Histologic Technician**	AS.GE.PHT			240102	07/23/03	Active	2003	
Pre-Medical Laboratory Technician**	AS.GE.PMLT			240102	07/23/03	Active	2003	
Pre-Nursing-Career Mobility**	AS.GE.PNCM			240102	07/23/03	Active	2003	
Pre-Nursing**	AS.GE.PNUR			240102	07/23/03	Active	2003	
Science	AS.GE.SCI			240102	09/01/74	Active	1974	
Social Sciences	AS.GE.SS			240102	09/01/74	Active	1974	
Human Services Technician	AS.HST			440701	09/01/96	Active	1996	
<i>Option in</i>								
Gerontology	AS.HST.GER			440701	09/01/96	Active	1996	
Law Enforcement	AS.LAW			430401	09/01/70	08/31/80	1970	1979
Teacher Aide	AS.TA			200201	09/01/72	08/31/77	1972	1976
Teaching Assistant/Child Care	AS.TACC			190708	09/01/98	Active	1998	
Visual Communications Technology	AS.VCT			109999	09/01/72	08/31/77	1972	1976
* These are Joint Admissions Programs with NJIT, students should consult with department faculty.								
** These are non-degree programs. Students must change to another degree program in order to graduate.								

Appendix E Continued

ASSOCIATE IN APPLIED SCIENCE DEGREE (A.A.S.)								
Administrative Office Management	AAS.AOM	X	520401	05/26/98	Active	1998		
Allied Health	AAS.AH	X	510899	05/26/98	Active	1998		
<i>Option in</i>								
Surgical Technology	AAS.AH.SURG		510899	04/23/01	02/28/05	2001	2004	
Business								
<i>Options in</i>								
Accounting	AAS.BUS.ACCT	X	520101	09/14/66	01/28/08	1966	2007	
Administration	AAS.BUS.ADMIN		520101	09/14/66	08/31/90	1966	1989	
Banking/Financial Services	AAS.BUS.BANK	X	520101	09/01/75	01/28/08	1975	2007	
Executive Secretary	AAS.BUS.SECY		520101	09/14/66	08/31/80	1966	1979	
Executive Secretary/Word Processing Specialist	AAS.BUS.WPS		520101	09/01/80	08/31/87	1980	1986	
Foods Management	AAS.BUS.FOOD		520101	09/01/68	08/31/70	1968	1969	
Food Industry Management	AAS.BUS.FIM		520101	09/01/98	11/20/00	1998	2000	
Insurance	AAS.BUS.INSU		520101	04/24/00	02/24/03	2000	2002	
Legal Assistant	AAS.BUS.LEGA		520101	09/01/91	12/03/03	1991	2003	
Paralegal Studies	AAS.BUS.LEGA	X	520101	12/03/03	01/28/08	2003	2007	
Management	AAS.BUS.MGMT	X	520101	09/01/90	01/28/08	1990	2007	
Marketing	AAS.BUS.MKT	X	520101	09/01/70	01/28/08	1970	2007	
Marketing/Public Relations	AAS.BUS.MPR		520101	09/01/98	01/28/08	1998	2007	
Office Systems Technology	AAS.BUS.OST		520101	09/01/87	08/31/92	1987	1991	
Real Estate	AAS.BUS.RE		520101	09/01/91	08/31/96	1991	1995	
Business	AAS.BUS		520101	01/28/08	Active	2007		
<i>Options in</i>								
Paralegal Studies	AAS.BUS.LEGAL		520101	01/28/08	Active	2007		
Civil and Mechanical Technology	AAS.CAMT		150201	09/14/66	08/31/68	1966	1967	
<i>Options in</i>								
Civil Technology	AAS.CAMT.CIV		150201	09/14/66	08/31/68	1966	1967	
Mechanical Technology	AAS.CAMT.MECH		150201	09/14/66	08/31/68	1966	1967	
Civil Engineering Technology	AAS.CET		150201	09/01/68	08/31/79	1968	1978	
Civil/Construction Engineering Technology								
<i>Options in</i>								
Building Construction Technology - Transfer	AAS.CCET.BCTT		150201	09/01/79	05/03/04	1979	2004	
Building Construction Technology - Career	AAS.CCET.BCTC		150201	09/01/79	05/03/04	1979	2004	
<i>Concentrations in</i>								
Construction and Contracting Technology*	AAS.CCET.CCT		150201	09/01/92	08/31/98	1992	1997	
Surveying Technology*	AAS.CCET.BCTT.SUR		150201	09/01/92	05/03/04	1992	2004	
Civil/Construction Technology	AAS.CCT	X	150201	5/4/2004	07/28/08	2005	2008	
<i>Option in</i>								
Surveying Technology	AAS.CCT.SUR	X	150201	01/24/05	07/28/08	2005	2008	
Computer Science	AAS.CS		110101	09/01/69	05/03/04	1969	2003	
<i>Options in</i>								
Networking Support Specialist	AAS.CS.NSS		110101	04/26/99	05/03/04	1999	2003	
Web Support Specialist	AAS.CS.WSS		119999	04/29/02	05/03/04	2002	2003	
Computer Science/Information Technology	AAS.CS	X	110101	05/04/04	Active	2003		
<i>Options in</i>								
Networking Support Specialist	AAS.CS.NSS		110101	05/04/04	06/01/04	2003	2003	
Web Support Specialist	AAS.CS.WSS		119999	05/04/04	06/01/04	2003	2003	
Computer Systems Engineering Technology	AAS.CSET		150303	09/01/98	08/31/99	1998	1998	
Data Processing Technology	AAS.DP		110101	09/01/67	08/31/69	1967	1968	
Electronic Engineering Technology	AAS.EET		150303	09/01/67	08/31/98	1967	1997	
<i>Options in</i>								
Avionics	AAS.EET.AVI		150303	09/01/96	08/31/98	1996	1997	
Telecommunications	AAS.EET.TELE		150303	09/01/96	08/31/98	1996	1997	
<i>Specializations in</i>								
Computer Engineering Technology*	AAS.EET.COET		150303	09/01/92	08/31/98	1992	1997	
Electrical Engineering Technology*	AAS.EET.ELET		150303	09/01/92	08/31/98	1992	1997	
Manufacturing Engineering Technology*	AAS.EET.MET		150303	09/01/92	08/31/98	1992	1997	
Environmental Technology	AAS.ET		150507	05/22/00	03/24/08	2000	2008	
Fire Science	AAS.FS	X	430201	09/01/79	Active	1979		
Food Service Management	AAS.FSM		200101	09/01/79	08/31/80	1979	1979	

* These are Joint Admissions Programs with NJIT, students should consult with department faculty.

Appendix E Continued

ASSOCIATE IN APPLIED SCIENCE DEGREE (A.A.S.) - continued								
General Education	AAS.GE			240102	09/14/66	08/31/73	1966	1972
<i>Options in</i>								
Business	AAS.GE.BUS			240102	09/01/70	08/31/73	1970	1972
Computer Science	AAS.GE.CS			240102	09/01/70	08/31/73	1970	1972
Humanities	AAS.GE.HUM			240102	09/01/70	08/31/73	1970	1972
Mathematics	AAS.GE.MATH			240102	09/01/70	08/31/73	1970	1972
Science	AAS.GE.SCI			240102	09/01/70	08/31/73	1970	1972
Secretarial Science	AAS.GE.SECY			240102	09/01/70	08/31/73	1970	1972
Social Science	AAS.GE.SS			240102	09/01/70	08/31/73	1970	1972
Histotechnician	AAS.HT			511008	05/26/98	12/13/04	1998	2004
Horticulture & Turfgrass Technology	AAS.HTT			010601	04/19/04	08/20/08	2003	2008
Interpreter Training	AAS.IT			161603	04/17/06	Active	2006	
Medical Laboratory Technician	AAS.MLT			511004	09/01/87	02/28/05	1987	2004
Nursing	AAS.NURS	X		511601	09/14/66	Active	1966	
<i>Concentration in</i>								
Nursing - Kean Univ.	AAS.NURS..KBSN	X		511601	11/21/06	Active	2006	
Office Systems Technology	AAS.OST			520401	09/01/92	05/26/98	1992	1997
Print and Broadcast Journalism	AAS.PBJ			090401	09/01/78	07/28/08	1978	2008
Public Administration								
<i>Options in</i>								
Civil Administration	AAS.PA.CVAD			430401	09/01/67	08/31/70	1967	1969
Law Enforcement	AAS.PA.LAW			430401	09/01/67	08/31/70	1967	1969
Teacher Aide	AAS.TA			200201	09/01/77	08/31/82	1977	1981
Technical Studies								
<i>Options in</i>								
Industrial Technical	AAS.TS.TECH		X	159999	04/17/06	Active	2006	
Computer Technology	AAS.TS.COMP		X	159999	04/17/06	Active	2006	
Visual Communications Technology	AAS.VCT			109999	09/01/77	Active	1977	
<i>Options in</i>								
Computer Graphics	AAS.VCT.CG			109999	09/01/94	Active	1994	
Electronic Media Technology	AAS.VCT.EMT			109999	09/01/96	Active	1996	
Photography	AAS.VCT.PHOT			109999	09/01/85	Active	1985	
DIPLOMA PROGRAMS								
Criminal Justice	DP.CJ			430401	09/01/80	08/31/87	1980	1986
Law Enforcement	DP.LAW			430401	09/01/73	08/31/80	1973	1979
* These are Joint Admissions Programs with NJIT, students should consult with department faculty.								

Appendix E Continued

CERTIFICATE OF PROFICIENCY PROGRAMS (Require 30 - 36 credits)								
Accounting	CT.ACCT			520301	09/01/82	12/11/06	1982	2007
Administrative Office Mgmt./Word Processing	CT.AOMW	X		520401	05/26/98	Active	1998	
AutoCAD	CT.ACAD		X	151302	05/29/01	07/28/08	2001	2008
Automotive Services Management	CT.ASM			150803	09/01/81	08/31/88	1981	1987
Building Construction Technology	CT.BCT			151001	09/01/76	04/26/99	1976	1998
Computer Information Systems	CT.CIS			110401	09/01/89	06/01/04	1989	2003
Computer Operator	CT.CO			150402	09/01/75	08/31/82	1975	1981
Computer Science	CT.CS			110201	09/01/89	06/01/04	1989	2003
Computer Systems Testing and Servicing	CT.CSTS			150402	09/01/91	08/31/98	1991	1997
Construction Management Technology	CT.CMT		X	151001	04/26/99	07/28/08	1999	2008
Criminal Justice	CT.CJ		X	430107	09/01/87	Active	1987	
Electrology	CT.ELEC			120404	05/26/98	02/28/05	1998	2004
Exercise Science	CT.EXER			310505	06/26/99	Active	1999	
Fashion Merchandising	CT.FASH			080102	09/01/83	08/31/94	1983	1993
Fire Science	CT.FS		X	430201	09/01/79	Active	1979	
Food Service Management	CT.FSM			200401	09/01/80	08/31/93	1980	1992
Hospitality/Food Service	CT.HFS			520901	04/26/99	09/26/05	1999	2005
Information Technology	CT.INFO		X	110301	05/03/04	Active	2003	
Interpreter Training	CT.IT			161603	04/29/04	Active	2002	
Legal Assistant	CT.LEGA	X		220302	09/01/80	12/03/03	1980	2003
Microcomputer Technology	CT.MICR			110201	09/01/85	08/31/91	1985	1990
Networking Support Specialist	CT.NSS			220302	04/26/99	06/01/04	1999	2003
Paralegal Studies	CT.LEGA	X		220302	12/03/03	Active	2003	
Plant Science	CT.PS			020401	09/01/87	08/31/93	1987	1992
Real Estate	CT.RE			521501	09/01/76	12/13/04	1976	2004
Recreation Leadership	CT.REC			131314	09/01/76	08/31/81	1976	1980
Retailing	CT.RET			521803	09/01/94	01/24/05	1994	2004
Small Business Management	CT.SBM		X	520701	02/26/01	Active	2001	
Surgical Technology	CT.ST	X		510909	05/29/01	Active	2001	
*This certificate requires 49 credits								
Teaching Assistant/Child Care	CT.TACC	X		131501	09/01/98	Active	1998	
Visual Communications	CT.VC			500402	09/01/98	Active	1998	
Web Support Specialist	CT.WSS			110801	04/29/02	06/01/04	2002	2003
Word Processing	CT.WP			520401	09/01/83	05/26/98	1983	1997

Appendix E Continued

CERTIFICATE OF COMPLETION PROGRAMS (Require 12 - 24 credits)								
Accounting	CC.ACCT			520301	12/11/06	Active	2007	
AutoCAD	CC.ACAD		X	151302	05/29/01	07/28/08	2001	2008
Business Studies	CC.BS		X	520201	06/26/00	Active	2000	
Computer Graphics	CC.CG			500499	09/01/98	Active	1998	
Computer Information	CC.CI			110401	09/01/94	06/01/04	1994	2003
Gerontology	CC.GERO			440701	09/01/91	Active	1991	
Group Teacher	CC.GT	X		131501	09/01/94	Active	1994	
Information Technology	CC.INFO		X	110301	05/03/04	Active	2003	
Legal Secretary	CC.LS	X		520402	06/26/00	Active	2000	
Networking Support Specialist	CC.NSS			110901	04/26/99	06/01/04	1999	2003
Nurse Paralegal	CC.NP			229999	04/26/03	Active	2003	
Teacher Aide	CC.TA	X		131501	09/01/91	Active	1991	
Web Support Specialist	CC.WSS			110801	04/29/02	06/01/04	2002	2003
<u>Programs with No Awards</u>								
Developmental Studies	ND.DS			960000	09/01/74	07/21/03	1974	2002
Histologic Technician Prospective	ND.PHT			960000	05/26/98	07/21/03	1998	2002
Medical Laboratory Technician Prospective	ND.PMLT			960000	09/01/87	07/21/03	1987	2002
New Jersey Virtual Community College	NJVCC			960000	09/01/99	Active	1999	
Non-degree	ND.ND			960000	09/14/66	07/21/03	1966	2002
Nursing - Career Mobility	ND.NCM			960000	09/01/88	07/21/03	1988	2002
Nursing - Prospective	ND.PNURS			960000	09/01/88	07/21/03	1988	2002
Summer Only	ND.SOVS			960000	07/11/01	Active	2001	