

## Mercer County Community College Institutional Profile, 2011

	<u>Page(s)</u>
I. Table of Contents	1
Preface	2
II. Accreditation Status	
A. Institutional Accreditations	3
Professional Accreditations	3
B. 1. Number of undergraduates by attendance status	4
3. Number of non-credit students served	4
4. Unduplicated number of students for entire academic year	4
C. Characteristics of Undergraduate Students	
2: Remediation/Development Education	5
3.a: Undergraduate Enrollment by Race/Ethnicity – Summary and Graph	6
3.b: Undergraduate Enrollment by Gender – Summary and Graph	7
3.c: Undergraduate Enrollment by Age – Summary and Graph	8
4: Financial Aid from State-funded Programs	9
5: Undergraduate Enrollment by State of Residence	9
D. Student Outcomes	
1.b: Two-Year Graduation Rate of Fall 2006 Full-time First-time Degree/Certificate Seeking Students	10
1.c: Three-Year Graduation and Transfer Rates of Fall 2006 Full-time First-time Degree/Certificate Seeking Students by Race/Ethnicity	10
2.a: Third Semester Retention of First-time Undergraduates, Fall 2008 to Fall 2009	10
E. Faculty Characteristics	
1: Full-time Faculty by Race/Ethnicity, Gender and Academic Rank Fall 2009	11
2: Percentage of Course Sections Taught by Full-Time Faculty, Fall 2009	11
3: Ratio of Full- to Part-time Faculty, Fall 2009	11
F. Characteristics of the Trustees	
1: Race/Ethnicity and Gender of the Members of the Board of Trustees	12
2: Members of the Board of Trustees	12
3: URL of Web site for Board of Trustees	12
G. Profile of the Institution	13
Degree and Certificate Programs	13
List of Credit Programs by Degree Type	14-15
H. Major Research and Public Service Activities	16
I. Major Capital Projects	17

Preface

Attached herewith is the 2011 Institutional Profile for Mercer County Community College. This information provides a snapshot of the state of our institution.

A handwritten signature in black ink, reading "Patricia C. Donohue". The signature is written in a cursive style with a horizontal line underneath it.

Dr. Patricia C. Donohue

President

## A. Accreditation Status

### Institutional Accreditations

Mercer was initially accredited in 1970, and this accreditation was renewed for ten years in 1975 and again in 1985. Mercer was most recently granted ten-year re-accreditation in 2005 by the Commission on Higher Education of the Middle States Association of Colleges and Schools, and the State of New Jersey's Board of Higher Education has authorized Mercer to award the associates degree. The Periodic Review Report (PRR) was filed in May 2010; it provided a comprehensive overview of institutional progress since the College's decennial self-study and team visit in 2005 and its progress letters in 2007 and 2008. The June 2010 PRR was accepted and accreditation re-affirmed to 2015 with no further reports due.

### Professional Accreditations

The New Jersey Board of Nursing approves and the National League for Nursing Accreditation Commission (NLNAC) accredits the college's Associate Degree Nursing program. The Radiography program is accredited by the Joint Review Committee on Education in Radiologic Technology and approved by the New Jersey Radiologic Technology Board of Examiners. The Medical Laboratory Technology program is accredited by the National Accrediting Agency of Clinical Laboratory Sciences. The Commission on Accreditation in Physical Therapist Education of the American Physical Therapy Education has given accreditation to the Physical Therapist Assistant program. The American Bar Association accredits the Legal Assistant program. The Technology Accreditation Commission of the Accreditation Board for Engineering & Technology accredits the Civil Engineering Technology program. The American Board of Funeral Service Education accredits the Funeral Services program. Mercer's Aviation Flight Technology program became the first two-year aviation program in the nation to be accredited by the Aviation Accreditation Board International.

**Mercer**  
**Table II.B.1:**  
**Undergraduate Credit Enrollment by Attendance Status, Fall 2010**

<u>Full-time</u>		<u>Part-time</u>		<u>Total</u>
<u>Num</u>	<u>Pct</u>	<u>Num</u>	<u>Pct</u>	
4,091	42.2%	5,606	57.8%	9,697

Source: IPEDS Fall Enrollment Survey

**Mercer**  
**Table II.B.3:**  
**Non-Credit Enrollment, FY 2010**

	Total Number of Registrations <sup>1</sup>	Unduplicated Headcount	Total Clock Hours (One Clock Hour = 60 minutes)	Total FTEs <sup>2</sup>
<b>Open Enrollment</b>	15,245	8,103	777,774	1,728
<b>Customized Training</b>	3,867		41,384	92

<sup>1</sup>Includes all registrations in any course that started on July 1, 2009 through June 30, 2010

<sup>2</sup>FTEs were computed by converting clock hours to credit hours (by dividing by 15), then converting credit hours to FTEs (dividing by 30).

Source: SURE Non-credit Open Enrollment file and NJ IPEDS Form #31, Customized Training.

**Mercer**  
**Table II.B.4:**  
**Unduplicated Enrollment, FY 2010**

<u>Headcount Enrollment</u>	<u>Credit Hours</u>	<u>FTE</u>
13,731	192,614	6,420

Source: IPEDS 12-Month Enrollment Survey

**Mercer**

**II.C.2 REMEDIATION / DEVELOPMENT EDUCATION**

- 1 **Name of basic skills placement test administered and criteria (if any) for selecting test takers in Fall 2010**

Accuplacer

- 2 **Total number of undergraduate students enrolled in Fall 2010**

Total Fall 2009 Undergraduate enrollment	Number of students enrolled in one or more remedial courses	% of total
9,697	2,298	23.7%

Total enrollment = includes all students, FT, PT, returning, transfers, etc.

- 3 **Total number of First-time, Full-time (FTFT) matriculated students enrolled in remediation in Fall 2010**

Total number of FTFT Students	No. of FTFT students enrolled in one or more remedial courses	% of Total
1,423	896	63.0%

- 4 **First-time, Full-time matriculated students (FTFT) enrolled in remediation in Fall 2010 by subject area.**

Subject area	No. enrolled	% of all FTFT enrolled in:
Reading	590	41.5%
Writing	589	41.4%
Math Computation	553	38.9%
Elem. Algebra	231	16.2%

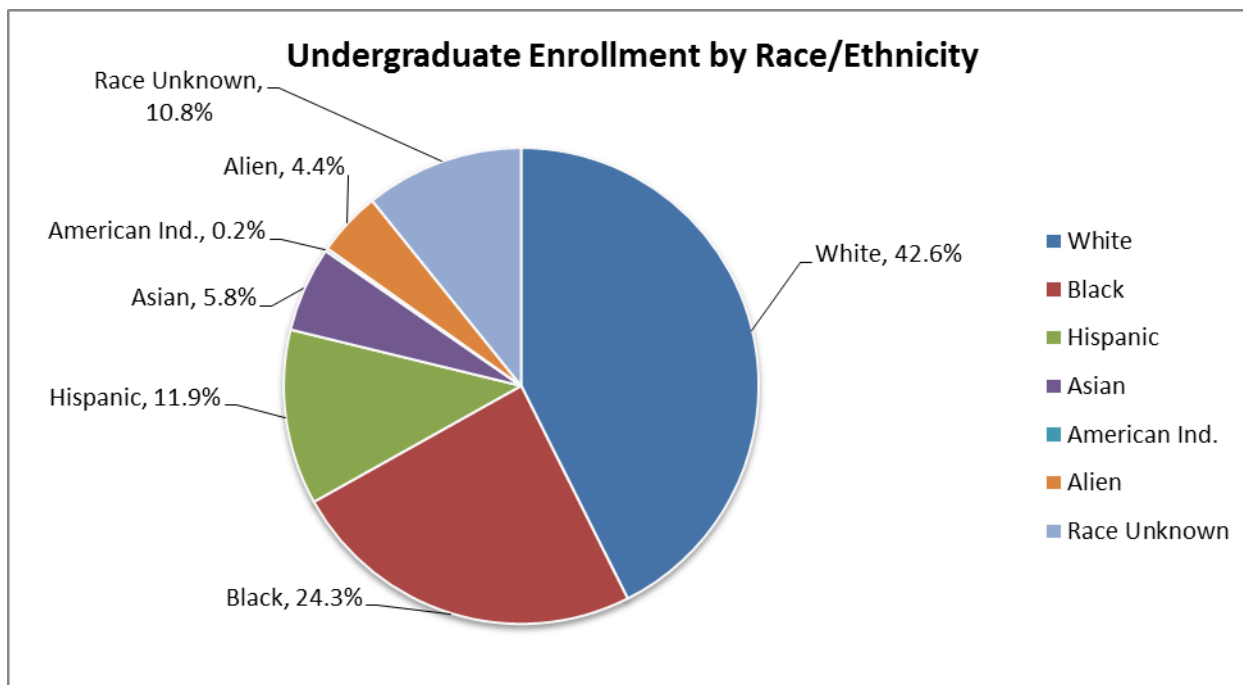
Source: SURE Fall Enrollment File

**Table II.C.3.a:  
Undergraduate Enrollment by Race/Ethnicity, Fall 2010**

	<u>White</u>		<u>Black</u>		<u>Hispanic</u>		<u>Asian*</u>		<u>Amer.Ind.</u>		<u>Alien</u>		<u>Race Unknown*</u>		<u>Total</u>	
	<u>Num</u>	<u>Pct</u>	<u>Num</u>	<u>Pct</u>	<u>Num</u>	<u>Pct</u>	<u>Num</u>	<u>Pct</u>	<u>Num</u>	<u>Pct</u>	<u>Num</u>	<u>Pct</u>	<u>Num</u>	<u>Pct</u>	<u>Num</u>	<u>Pct</u>
<b>Full-time</b>	1,807	44.2%	961	23.5%	500	12.2%	225	5.5%	8	0.2%	226	5.5%	364	8.9%	4,091	100.0%
<b>Part-time</b>	2,325	41.5%	1,394	24.9%	655	11.7%	340	6.1%	8	0.1%	197	3.5%	687	12.3%	5,606	100.0%
<b>Total</b>	4,132	42.6%	2,355	24.3%	1,155	11.9%	565	5.8%	16	0.2%	423	4.4%	1,051	10.8%	9,697	100.0%

\*Note: Asian includes Pacific Islanders and Unknown includes 2 or More Races.

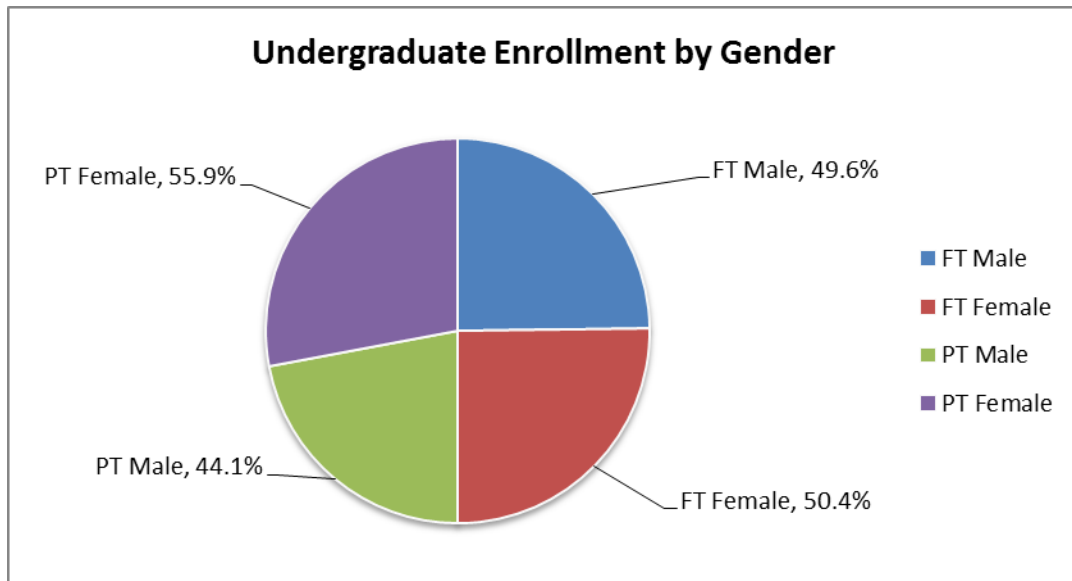
Source: IPEDS Fall Enrollment Survey



**Mercer**  
**Table II.C.3.b:**  
**Undergraduate Enrollment by Gender, Fall 2010**

<u>Full-time Male</u>	<u>Pct</u>	<u>Full-time Female</u>	<u>Pct</u>	<u>Full-time Total</u>	<u>Part-time Male</u>	<u>Pct</u>	<u>Part-time Female</u>	<u>Pct</u>	<u>Part-time Total</u>	<u>Total Male</u>	<u>Pct</u>	<u>Total Female</u>	<u>Pct</u>	<u>Total</u>
2,028	49.6%	2,063	50.4%	4,091	2,470	44.1%	3,136	55.9%	5,606	4,498	46.4%	5,199	53.6%	9,697

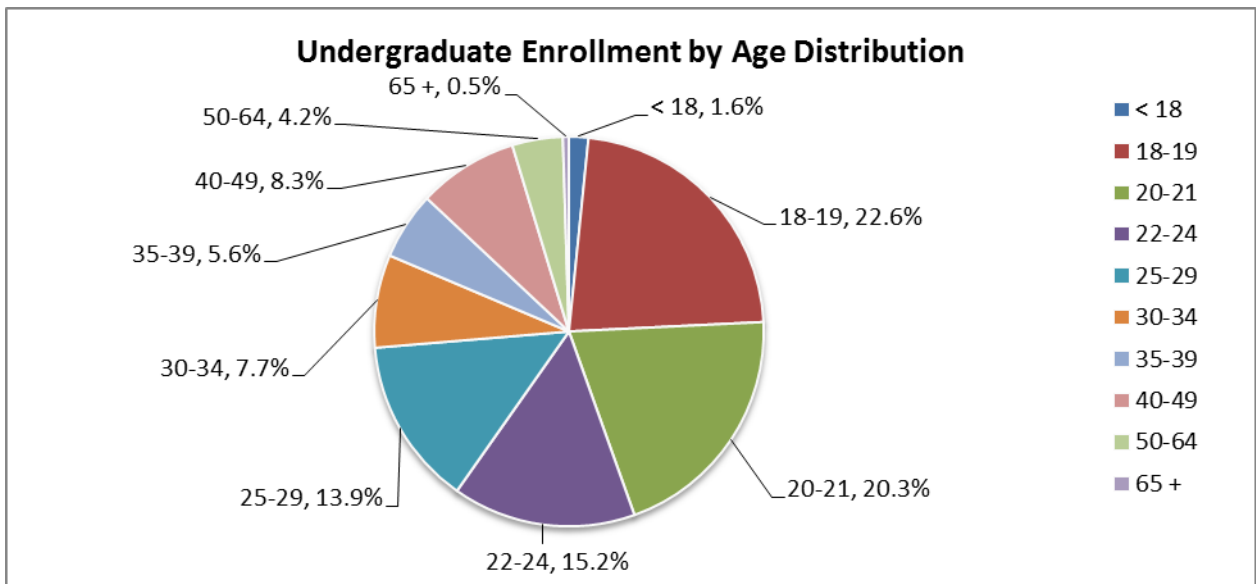
Source: IPEDS Fall Enrollment Survey



**Mercer**  
**Table II.C.3.c:**  
**Undergraduate Enrollment by Age, Fall 2010**

		<u>LT 18</u>	<u>18-19</u>	<u>20-21</u>	<u>22-24</u>	<u>25-29</u>	<u>30-34</u>	<u>35-39</u>	<u>40-49</u>	<u>50-64</u>	<u>65+</u>	<u>Unknown</u>	<u>Total</u>
Full-time	Num	25	1,699	1,093	434	321	168	118	163	68	2	0	4,091
	Pct	0.6%	41.5%	26.7%	10.6%	7.8%	4.1%	2.9%	4.0%	1.7%	0.0%	0.0%	100.0%
Part-time	Num	132	494	872	1,043	1,029	577	425	640	338	49	7	5,606
	Pct	2.4%	8.8%	15.6%	18.6%	18.4%	10.3%	7.6%	11.4%	6.0%	0.9%	0.1%	100.0%
Total	Num	157	2,193	1,965	1,477	1,350	745	543	803	406	51	7	9,697
	Pct	1.6%	22.6%	20.3%	15.2%	13.9%	7.7%	5.6%	8.3%	4.2%	0.5%	0.1%	100.0%

Source: IPEDS Fall Enrollment Survey





Mercer  
Table II.C.4:

Financial Aid from State, Federal & Institution-Funded Programs, AY 2009-10

<u>State Programs</u>	<u>Recipients</u>	<u>Dollars(\$)</u>	<u>\$/Recipient</u>
TAG	1,608	2,111,000	1,312.81
EOF	220	178,000	809.09
Outstanding Scholars (OSRP)			-
Distinguished Scholars	15	13,000	866.67
Urban Scholars			
NJCLASS Loans	5	13,250	2,650.00
NJ STARS	149	535,000	3,590.60
<u>Federal Programs</u>	<u>Recipients</u>	<u>Dollars(\$)</u>	<u>\$/Recipient</u>
Pell Grants	3,752	11,861,000	3,161.25
College Work Study	151	256,000	1,695.36
Perkins Loans			-
SEOG	402	146,000	363.18
PLUS Loans			-
Stafford Loans(subsidized)	1,032	2,964,000	2,872.09
Stafford Loans (Unsubsidized)	824	2,466,000	2,992.72
SMART & ACG or other	393	269,000	684.48
<u>Institutional Programs</u>	<u>Recipients</u>	<u>Dollars(\$)</u>	<u>\$/Recipient</u>
Grants / Scholarships	14	7,000	500.00
Loans			-

Source: NJIPEDS Form #41 Student Financial Aid Report

Mercer  
Table II.C.5

Total First-time Full-time Undergraduates in Fall 2010 Enrollment  
By State Residence

<u>State Residents</u>	<u>Non-State Residents</u>	<u>Total</u>	<u>% State Residents</u>
2,153	36	2,189	98.4%

Source: IPEDS Fall Enrollment Survey Part C

**D. Student Outcomes**

**Mercer  
Table  
II.D.1.b  
Two-Year Graduation Rate of Fall 2007 Full-time First-time Degree/Certificate  
Seeking Students**

	<u>Total</u>	
	<u>Num</u>	<u>Pct</u>
Fall 2007 Cohort	1,286	
Graduated after 2 years	65	5.1%

Source: IPEDS Graduation Rate Survey

**Mercer  
Table II.D.1.c  
Three-Year Graduation and Transfer Rates of Fall 2007 Full-time First-time Degree/Certificate Seeking Students by Race/Ethnicity**

	<u>White</u>		<u>Black</u>		<u>Hispanic</u>		<u>Asian</u>		<u>Alien</u>		<u>Other *</u>		<u>Total</u>	
	<u>Num</u>	<u>Pct</u>	<u>Num</u>	<u>Pct</u>	<u>Num</u>	<u>Pct</u>	<u>Num</u>	<u>Pct</u>	<u>Num</u>	<u>Pct</u>	<u>Num</u>	<u>Pct</u>	<u>Num</u>	<u>Pct</u>
Fall 2007 Cohort	631		320		115		51		77		92		1,286	
Graduated after 3 Years	126	20.0%	19	5.9%	15	13.0%	12	23.5%	11	14.3%	11	12.0%	194	15.1%
Transferred	154	24.4%	67	20.9%	22	19.1%	17	33.3%	11	14.3%	17	18.5%	288	22.4%

\* Other includes American Indian and Unknown Race.

SOURCE: IPEDS Graduation Rate Survey

**Mercer  
Table II.D.2.a  
Third Semester Retention of First-time Undergraduates, Fall 2009 to Fall 2010**

<u>Fall 2009 First-Time Undergraduates</u>	<u>Full-Time Retained in Fall 2010</u>	<u>Retention Rate</u>	<u>Fall 2009 First-Time Undergraduates</u>	<u>Part-Time Retained in Fall 2010</u>	<u>Retention Rate</u>
1,727	1,053	61.0%	1,079	395	36.6%

Source: IPEDS Fall Enrollment Survey, Part E

## E. Faculty Characteristics

Mercer  
Table II.E.1:

Full-Time Faculty by Race/Ethnicity, Sex, Tenure Status and Academic Rank, Fall 2010

	<u>White</u>		<u>Black</u>		<u>Hispanic</u>		<u>Asian</u>		<u>Amer. Ind.</u>		<u>Alien</u>		<u>Race Unknown</u>		<u>Total</u>	
	<u>Men</u>	<u>Wom</u>	<u>Men</u>	<u>Wom</u>	<u>Men</u>	<u>Wom</u>	<u>Men</u>	<u>Wom</u>	<u>Men</u>	<u>Wom</u>	<u>Men</u>	<u>Wom</u>	<u>Men</u>	<u>Wom</u>	<u>Men</u>	<u>Wom</u>
<b>Tenured</b>																
Professors	20	16	1	4	0	0	0	0	0	0	0	0	0	0	21	20
Associate Prof.	14	22	2	1	0	1	0	1	0	0	0	0	0	0	16	25
Assistant Prof.	9	9	0	3	1	0	0	0	0	0	0	0	0	0	10	12
All Others	1	0	0	0	0	0	0	0	0	0	0	0	0	0	1	0
TOTAL	44	47	3	8	1	1	0	1	0	0	0	0	0	0	48	57
<b>Without Tenure</b>																
Professors	0	0	0	0	0	0	0	0	0	0	0	0	0	0	0	0
Associate Prof.	2	1	0	0	0	0	0	1	0	0	0	0	0	0	2	2
Assistant Prof.	7	9	1	0	0	0	0	0	0	0	0	0	0	0	8	9
All Others	2	2	0	0	0	0	0	0	0	0	0	0	0	0	2	2
TOTAL	11	12	1	0	0	0	0	1	0	0	0	0	0	0	12	13
<b>Total</b>																
Professors	20	16	1	4	0	0	0	0	0	0	0	0	0	0	21	20
Associate Prof.	16	23	2	1	0	1	0	2	0	0	0	0	0	0	18	27
Assistant Prof.	16	18	1	3	1	0	0	0	0	0	0	0	0	0	18	21
All Others	3	2	0	0	0	0	0	0	0	0	0	0	0	0	3	2
TOTAL	55	59	4	8	1	1	0	2	0	0	0	0	0	0	60	70

### II.E.2 Percentage of Course Sections Taught by Full-time Faculty

(Note: Others includes Full-time Administrators and Teaching Assistants)

Fall 2010

Total Number of Course Sections	Taught by Full-time Faculty		Taught by Part-time Faculty		Taught by Others*	
	Number	Percent	Number	Percent	Number	Percent
1,487	605	41%	795	53%	87	6%

Mercer  
Table II.E.3:  
Ratio of Full- to Part-time Faculty, Fall 2010

<u>Full-time</u>	<u>Pct</u>	<u>Part-time</u>	<u>Pct</u>	<u>Total</u>	<u>Pct</u>
<u>Num</u>		<u>Num</u>		<u>Num</u>	
130	21.6%	471	78.3%	601	100.0%

Source: IPEDS Human Resources Survey

**F. Characteristics of the Trustees**

**Table F.1**  
**Race/Ethnicity and Gender of the Members of the Board of Trustees, Fall 2011**

	Male	Female	Total
Caucasian	6	3	9
African American	1	1	2
Hispanic	1	0	1
Asian, Pacific Islander	0	0	0
Total	8	4	12

**Source: MCCC, President’s Office, Fall 2011**

**Table F.2**  
 MERCER COUNTY COMMUNITY COLLEGE  
 BOARD OF TRUSTEES  
 2011 – 2012

David Applebaum	Director, Regulatory Affairs	FPL Energies, LLC
Anthony Cimino	President / CEO	RWJ Univ. Hosp. Hamilton
Reverend William E. Coleman, Jr.	President	W.E.C. Resource Group
Robert Di Falco	Assoc. VP, Investments	Raymond James
Marvin Gardner, Esq.	Retired	
Dr. Gwendolyn Harris (Board Vice Chair)	Associate Director	Walter Rand Institute, Rutgers
Pamela Hersh (Board Treasurer)	VP, Govt. & Comm. Affairs	Princeton Healthcare System
Mark Matzen (Board Chair)		
Shamil Rodriguez		Princeton Public Affairs Group
Dr. Samuel Stewart (ex-officio)	Executive County Superintendent	Mercer County Schools
Dr. Patricia Donohue (Board Secretary) (ex-officio)	President	Mercer County Community College
<u>Alumni Trustee:</u>		
Ms. Kristin Vincent		

**Table F.3**  
[http://www.mccc.edu/welcome\\_bot.shtml](http://www.mccc.edu/welcome_bot.shtml)

**Source: MCCC, President’s Office, Fall 2011**

## **G. Profile of Institution**

Mercer County Community College was established in 1966. It began operations in the summer of 1967 after incorporating the former Trenton Junior College and The School of Industrial Arts, an institution whose history dates from 1898. Initially housed in various rented facilities in downtown Trenton, the college moved in 1972 to a comprehensive new campus located on 290 acres adjacent to a sprawling new county park in suburban/rural West Windsor Township. Limited operations continued in Trenton until 1976, when the newly constructed James Kerney Campus opened as a visible sign of the college's continuing commitment to serve the Trenton community.

### Degree and Certificate Programs

The scope of Mercer's educational offerings is among the broadest in the state of New Jersey. Through more than 80 program options, students may earn an Associate in Arts (AA), Associate in Fine Arts (AFA), Associate in Science (AS) or Associate in Applied Science (AAS) degree or a Certificate of Proficiency. Unique programs including Funeral Service and Aviation continue to draw a large number of out-of-county students to Mercer. Noncredit offerings cover a wide spectrum, including customized corporate training, continuing professional education, personal interest courses, entry-level employment skills development, and adult basic education. There are also many youth-oriented year-round programs and summer camps.

**G. Credit Programs by Degree Type, Fall 2011**

**Access Programs**

English-as-a-Second Language	Non-degree Exploratory
LPN-RN Advanced Placement	Non-degree Other College
Non-degree Career Related	Non-degree Personal Development

**AA Programs**

Communication	Liberal Arts & Sciences
Organizational	American Studies
Radio	Humanities
Television	International Studies
Communication: Speech and Theater	Liberal Arts
Communication: New Media	Political and Legal Studies
Dance	Social Science
Education	Women's & Gender Studies
Theatre	

**AFA Programs**

Dance	Visual Arts
Photography & Digital Imaging	Art History
<b>Theatre</b>	Ceramics / Sculpture
	Fine Arts

**AS Programs**

Architecture	Exercise Science
Aviation Management	Human Services
Biology	Information Systems
Business Administration	Computer Information Systems
Global Business	Management Information Systems
Sports Management	Mathematics
Chemistry	Music
Computer Science	Nursing (ADN
Criminal Justice: Corrections	Cooperative Nursing – St. Francis
Criminal Justice: Law Enforcement	Physics
Engineering Science	Plant Science

**AAS Programs**

Accounting	Hotel, Restaurant & Institution Management
Accounting and Management	Illustration
Administrative Professional	Information Technology
Advertising & Graphic Design	Help Desk Technology
Architectural & Building Construction Tech	Network Engineering Technology
Automotive Technology	Programming
Aviation Customer Relations	Website Technology
Aviation Flight Technology	Insurance & Financial Services
Banking & Financial Services	Laboratory Technology
Business Software Applications	Medical Laboratory Technology
Chef Apprenticeship	Microcomputer Systems Administration
Chef Apprenticeship (Pastry)	Ornamental Horticulture
Civil Engineering Technology	Horticulture
Culinary Arts	Floral Design
Digital Film	Landscape Design
Digital Media Arts	Paralegal
3-D Animation	Pastry Arts
Multimedia	Physical Therapist Assistant
Radio	Web Design
Early Childhood Education	Radiography
Electronics Engineering Technology	Respiratory Therapy Cooperative
Energy Utility Technology	Social Service
Entertainment Technology: Technical Theatre	Technical Studies
Entertainment Technology: Music Technology	Television
Fire Science Technology	
Funeral Service	

Funeral Service Preparatory  
Game Design  
Health Science  
Heating, Refrigeration and Air Conditioning

**Certificates of Proficiency**

3-D Animation  
Administrative Support  
Architectural Technology  
Aviation Flight Tech.–Certified Flight Instructor  
Catering Management  
Computer Aided Design  
    3-D Design  
    Auto CAD  
Computer Science  
Database Administration  
Electronics Engineering Technology  
Engineering Science (Transfer Cert.)  
Fire Science  
    Code Enforcement  
    Officer/Administrator  
Funeral Service  
Heating, Refrigeration and Air Conditioning  
Medical Office Assistant

Microcomputer Applications  
Network Engineering Technology  
Ornamental Horticulture  
Paralegal  
Paraprofessional Classroom Educator  
Photography  
Professional Baking  
Professional Cooking  
Project Management  
Retail Management  
Small Business Employment Readiness  
Small Business Management  
Solar/Energy Technology  
Total Quality Management  
Travel Agent  
Web Design

## H. Major Research and Public Service Activities

Mercer is a publicly supported co-educational institution of higher education that seeks to provide quality programs and services at a reasonable cost. Funding is secured through state support (distributed among the various New Jersey community colleges according to enrollment), annual county allocation, student tuition and fees, and supplemental grants. The college offers associate degrees and certificates in 69 programs.

Mercer operates under a one-college philosophy that ensures equitable service to all students regardless of when and where they take their courses. Full-time faculty members teach both day and evening courses at both the West Windsor and James Kerney campuses. Academic divisions and support service departments serve students at both campuses and are responsible for day, evening and weekend students as well as those who enroll via The Virtual Campus. During the 2010-2011 academic year, MCCC launched 2 new academic programs (Fashion Apparel/Design and Engineering Science). The college now has on-campus articulations with Fairleigh Dickinson University, William Paterson University and Felician College. The partnerships with 4 year institutions provide students with an opportunity to earn a bachelor's degree in 6 different program areas without leaving Mercer. The college offers a number of pre-college opportunities through its Youth Programs funded by TRIO, Upward Bound and Talent Search. The Dual enrollment program has expanded to in3 area high schools including the County's vocational Technical school. During the 2010-2011 academic year, the college reinstated its Study Tour Program with trips to Italy, Paris, and Costa Rica. During the 2011-2012 academic year, trips are planned for South Africa and Costa Rica. Also, the Study Tour program is expanding to semester abroad programs. Two students have studied for full semesters and the program is expanding. This program has proven to be a wonderfully enriching experience for MCCC's students.

Mercer County Community College is a cultural hub. The Kelsey Theatre provides a full slate of musical and dramatic productions for both adults and children. The college's Art Gallery exhibits six major shows per year. A listener-supported public radio network offers classical music programming at 89.1 WWFM and a new HD-2 channel for jazz on the same frequency. Mercer hosts a series of speakers on topics of interest to the community through its Distinguished Lecture Series. Mercer is also a destination site for area high-school athletes seeking scholarship opportunities through sports. Mercer's men's and women's soccer teams are Division I; cross-country for women was added in Fall 2010 which is also Division I. Baseball, softball, and men's and women's basketball participate in Division II and our Division III teams are men's and women's tennis.

Our cable television channel has a wide geographic reach. It has been energized by the addition of new faculty, and is slated for additional programming including more educational programs. Kelsey Theatre, our Student Center, and classrooms host non-profits for informational seminars, meetings, and fund-raising activities.

The college operates the Conference Center at Mercer to deliver training and professional development for employees of regional businesses and other employers. Other regional, state and local events are hosted at the Conference Center with community partners such as United Way, Italian American societies etc.

While our faculty and staff are major supporters and a catalyst for the area's vibrant non-profit community, the College itself is the centerpiece of the activities for many non-profits and educational entities. The College just participated in the American Heart Association *Heart Walk* with over 50 faculty and staff members. Our 290-acre campus is used frequently for similar walks for March of Dimes, AIDS, Cancer, etc. Various non-profit or other groups use the College facilities every day of the week, and these activities are coordinated with our security personnel for the health and safety of students and community members. The college encourages students to volunteer through the college chapter of the Bonners Honors program or through service learning projects. The College continues to house the Mercer County Police Academy and the Mercer County Fire Academy, which it plans to expand into a regional center for training in fire science and emergency management.

Our state-of-the-art soccer stadium hosted the 2009 NJCAA Division I Men's Soccer Championship and the facility is also used by local high school and club teams. The College also offers Camp College, a summer educational program for area youth, numerous summer, sports and theatre camps.



**I. Major Capital Projects**

Conversion of a classroom, and all renovations, to make it into a state of the art Hotel, Restaurant and Institution Management (HRIM) laboratory. Cost of renovation and purchased equipment for the lab was about \$500,000 from the College Planned Fund, and \$200,000 from the Perkins Fund.