


ROWAN COLLEGE AT BURLINGTON COUNTY




Rowan College
at
BURLINGTON COUNTY

ROWAN COLLEGE AT BURLINGTON COUNTY

**Annual Institutional Profile
Report**

September 2016

ROWAN COLLEGE AT BURLINGTON COUNTY



Rowan College at BURLINGTON COUNTY

900 College Circle
Mount Laurel, New Jersey 08054
856-222-9311 or 609-894-9311

www.rcbc.edu

A public community college accredited by
the Middle States Commission on Higher Education
and approved by the State of New Jersey.

ROWAN COLLEGE AT BURLINGTON COUNTY

Statement of Assurance

All information supplied in the Annual Institutional Profile Report submitted by Rowan College at Burlington County, is accurate and complete to the best of my knowledge. Rowan College at Burlington County reserves the rights to change, add or delete information contained in this document.



Mr. Paul Drayton, President

Rowan College at Burlington County

September 15, 2016

Date

ROWAN COLLEGE AT BURLINGTON COUNTY

Table of Contents

	<u>Page</u>
A. Accreditation Status	1
Institutional Accreditation	1
Professional Accreditation	1
B. Number of Students Served	2
Undergraduate Enrollment by Attendance Status	2
Noncredit Students Served	2
Unduplicated Enrollment	2
C. Characteristics of Undergraduate Students	3
Enrollment in Remediation Courses	3
Number of Undergraduate Students Enrolled in a Remedial Course	3
First-time, Full-time Freshmen Students Requiring Remediation in at Least One Subject Area	3
Number and Percent of First-time, Full-time Freshmen Students Needing Remediation by Subject Area	3
Undergraduate Enrollment by Race/Ethnicity	4
Undergraduate Enrollment by Gender	5
Undergraduate Enrollment by Age	6
Financial Aid from Federally-Funded Programs	7
Financial Aid from State-Funded Programs	8
Financial Aid from Institutional-Funded Programs	8
First-time Undergraduate Enrollment by State of Residence	9
D. Student Outcomes	10
Graduation Rates by Race/Ethnicity:	
Two-year Graduation Rate	10
Three-year (Combined Graduation & Transfer) Rate	11
Third-Semester Retention Rates	11
E. Faculty Characteristics	12
Full-time Faculty by Race/Ethnicity, Gender, Tenure Status and Academic Rank	12
Percent of Course Sections Taught by Full-time Faculty	13
Ratio of Full-time to Part-time Faculty	13
F. Governing Board Characteristics	14
G. Profile of the Institution	15
Degree and Certificate Programs	15
Rowan College at Burlington County Mission Statement and Goals	17
H. Major Research and Public Service Activities	18
I. Major Capital Projects Underway in Fiscal Year 2016	21
Who to Contact	25

ROWAN COLLEGE AT BURLINGTON COUNTY

List of Tables

	<u>Page</u>
Table II.B.1: Undergraduate Enrollment by Attendance Status, Fall 2015	2
Table II.B.3: Noncredit Students Served FY 2015	2
Table II.B.4: Unduplicated Enrollment FY 2015.....	2
Table II.C.2.b: Number of Undergraduate Students Enrolled in a Remedial Course, Fall 2015	3
Table II.C.2.c: First-time, Full-time Freshmen Requiring Remediation in at Least One Subject Area, Fall 2015	3
Table II.C.2.d: Number and Percent of First-time, Full-time Freshmen Needing Remediation by Subject Area, Fall 2015	3
Table II.C.3.a: Undergraduate Enrollment by Race/Ethnicity, Fall 2015.....	4
Table II.C.3.b: Undergraduate Enrollment by Gender, Fall 2015	5
Table II.C.3.c: Undergraduate Enrollment by Age, Fall 2015.....	6
Table II.C.4.a: Financial Aid from Federally-Funded Programs, AY 2014-2015.....	7
Table II.C.4.b: Financial Aid from State-Funded Programs, AY 2014-2015.....	8
Table II.C.4.c: Financial Aid from Institutional-Funded Programs, AY 2014-2015.....	8
Table II.C.5: First-time Degree-Seeking Undergraduate Enrollment by State of Residence, Fall 2015	9
Table II.D.1.b: Two-year Graduation Rate of Fall 2012 First-time, Full-time Degree/Certificate Seeking Students	10
Table II.D.1.c: Three-year Rate (Combined Graduation & Transfer) of Fall 2012 First-time, Full-time Degree/Certificate Seeking Students by Race/Ethnicity.....	11
Table II.D.2 Third-Semester Retention of First-time Undergraduates, Fall 2014 to Fall 2015	11
Table II.E.1: Full-time Faculty by Race/Ethnicity, Gender, Tenure Status and Academic Rank Fall 2015	12
Table II.E.2: Percent of Course Sections Taught by Full-time Faculty, Fall 2015.....	13
Table II.E.3: Ratio of Full-time to Part-time Faculty, Fall 2015	13
Table II.F: Rowan College at Burlington County Board of Trustees	14
Table II.G: Rowan College at Burlington County Academic Programs, 2015-2016.....	15

ROWAN COLLEGE AT BURLINGTON COUNTY

A. Accreditation Status

Institutional Accreditation

Rowan College at Burlington County (RCBC) is accredited by the Middle States Commission on Higher Education and approved by the State of New Jersey.

Professional Accreditation

In addition to the institutional accreditations, the following career programs are accredited and approved by the listed professional accrediting agencies.

<u>Programs</u>	<u>Accrediting Agency</u>
Electronics Engineering Technology and the Computer Servicing & Networking Technology option	Technology Accreditation Commission (TAC) of the Accreditation Board for Engineering and Technology (ABET)
Dental Hygiene	American Dental Association, Commission on Dental Accreditation
Health Information Technology	Commission on Accreditation for Informatics and Information Management Education (CAHIIM) Accreditation Services; The American Health Information Management Association (AHIMA)
Nursing	The New Jersey Board of Nursing; Accreditation Commission for Education in Nursing (ACEN)
Paralegal	The American Bar Association (ABA)
Radiography	Joint Review Committee on Education in Radiologic Technology; New Jersey Radiologic Technology Board of Examiners, and Department of Environmental Protection Radiation Protection Programs
Respiratory Therapy	Commission on Accreditation of Allied Health Education Programs (CAAHEP); Committee on Accreditation for Respiratory Care (CoARC)
Diagnostic Medical Sonography	Commission on Accreditation of Allied Health Education Programs (CAAHEP); Joint Review Committee–Diagnostic Medical Sonography (JRC-DMS)

ROWAN COLLEGE AT BURLINGTON COUNTY

B. Number of Students Served

The number and percentage of students served by enrollment status appear in Table II.B.1. Table II.B.3 shows the enrollment, unduplicated headcount, and total clock hours of noncredit students. Table II.B.4 shows the unduplicated headcount, credit hours, and full-time equivalent (FTE) of the students.



Table II.B.1
Undergraduate Enrollment by Attendance Status
Fall 2015

	Number	Percent
Full-Time	4,289	49.0%
Part-Time	4,473	51.0%
Total	8,762	100.0%

Source: IPEDS Fall Enrollment Survey

Table II.B.3
Noncredit Students Served
FY 2015

	Open Enrollment	Customized Training
Total Number of Registrations	8,435	3,297
Unduplicated Headcount	4,266	
Total Clock Hours (1 clock hour = 60 minutes)	193,865	25,862
Total FTEs	431	57

Includes all registrations in any course that started on

July 1, 2014 through June 30, 2015


FTEs were computed by converting clock hours to credit hours (by dividing by 15), then converting credit hours to FTEs (dividing by 30).

Source: SURE Non-credit Open Enrollment file and NJ IPEDS Form #31, Customized Training.

Table II.B.4
Unduplicated Enrollment
FY 2015

	Number
Headcount Enrollment	16,005
Credit Hours	222,413
FTE	7,414

Source: IPEDS 12-Month Enrollment Survey
FTE is calculated by dividing credit hours by 30.



ROWAN COLLEGE AT BURLINGTON COUNTY

C. Characteristics of Undergraduate Students

Enrollment in Remediation Courses

Information on all full-time students needing remediation in reading, writing, math computation and elementary algebra is listed below. The placement exam is Accuplacer, which is given to full-time and matriculated part-time students. Students with SAT scores 540 or higher in verbal and 530 or higher in math, or students who have successfully completed a college level math and/or English course at another college or university are placed directly into college level classes.

Table II.C.2.b
Number of Undergraduate Students Enrolled in a Remedial Course
Fall 2015

Total Undergraduate Enrollment	8,762
Students Enrolled in One or More Remedial Course	2,019
% of Total	23.0%

Source: SURE Fall Enrollment file

Table II.C.2.c
First-time, Full-time Freshmen Students Enrolled in
Remediation in at Least One Subject Area
Fall 2015

	Number
Total FTFT Students	1,503
Number of FTFT Students Enrolled in One or More Remedial Course	858
Percent of all FTFT Enrolled in One or More Remedial Course	57.1%

Source: SURE Fall Enrollment file

Table II.C.2.d
Number and Percent of First-time, Full-time Freshmen Students
Enrolled in Remediation by Subject Area
Fall 2015

Subject Area	Number of All First-time, Full-time In:	Percent of All First-time Full-time in:
Reading	395	26.3%
Writing	276	18.4%
Computation	264	17.6%
Algebra	512	34.1%

Source: SURE Fall Enrollment file

ROWAN COLLEGE AT BURLINGTON COUNTY

Students by Race/Ethnicity, Gender and Age

The number and percentage of students by enrollment status and race/ethnicity appear in Table II.C.3.a. Table II.C.3.b shows the number and percentage of students by enrollment status and gender; while Table II.C.3.c shows the number and percentage of students by enrollment status and age group.

Table II.C.3.a
Undergraduate Enrollment by Race/Ethnicity
Fall 2015

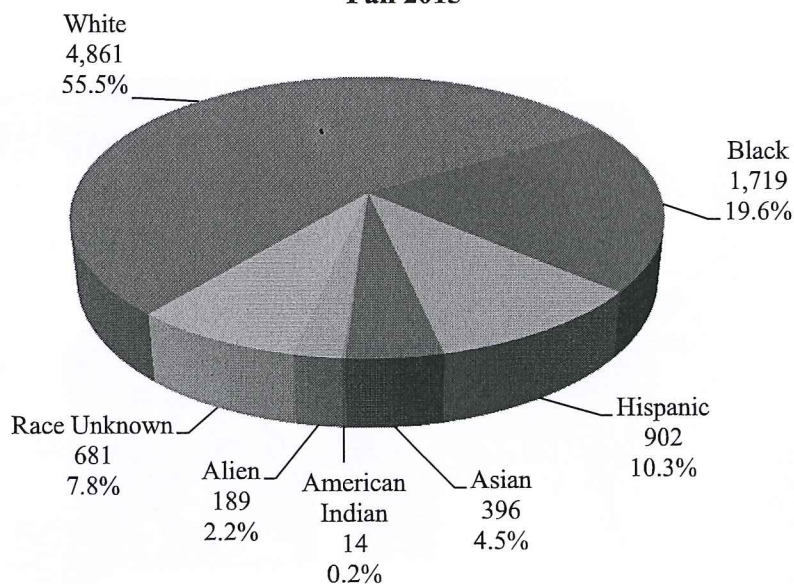
Race/Ethnicity	Full-Time Students		Part-Time Students		All Students	
	Number	Percent	Number	Percent	Number	Percent
White	2,347	54.7%	2,514	56.2%	4,861	55.5%
Black	852	19.9%	867	19.4%	1,719	19.6%
Hispanic	454	10.6%	448	10.0%	902	10.3%
Asian	190	4.4%	206	4.6%	396	4.5%
American Indian	8	0.2%	6	0.1%	14	0.2%
Alien	122	2.8%	67	1.5%	189	2.2%
Race Unknown	316	7.4%	365	8.2%	681	7.8%
Total	4,289	100.0%	4,473	100.0%	8,762	100.0%

* Note: Asian includes Pacific Islanders and unknown includes two or more races.

Percentages will not add to 100% due to rounding.

Source: IPEDS Fall Enrollment Survey

Undergraduate Enrollment by
Race/Ethnicity
Fall 2015




ROWAN COLLEGE AT BURLINGTON COUNTY

Table II.C.3.b
Undergraduate Enrollment by Gender
Fall 2015

Gender	<u>Full-time Students</u>		<u>Part-time Students</u>		<u>All Students</u>	
	Number	Percent	Number	Percent	Number	Percent
Male	1,986	46.3%	1,792	40.1%	3,778	43.1%
Female	2,303	53.7%	2,681	59.9%	4,984	56.9%
Total	4,289		4,473		8,762	

Source: IPEDS Fall Enrollment Survey

Enrollment by Gender
Fall 2015



ROWAN COLLEGE AT BURLINGTON COUNTY

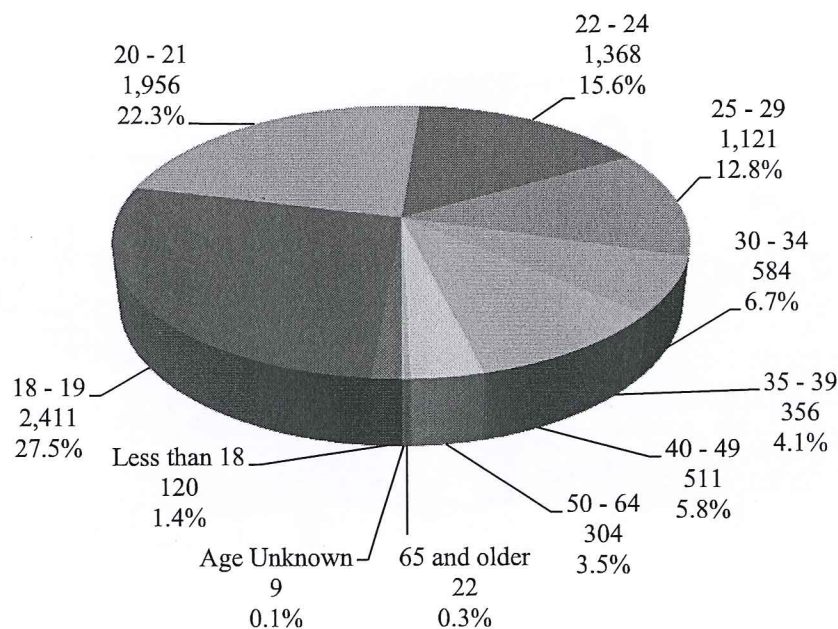
Table II.C.3.c
Undergraduate Enrollment by Age
Fall 2015

Age	<u>Full-time Students</u>		<u>Part-time Students</u>		<u>All Students</u>	
	Number	Percent	Number	Percent	Number	Percent
Less than 18	35	0.8%	85	1.9%	120	1.4%
18 - 19	1,992	46.4%	419	9.4%	2,411	27.5%
20 - 21	1,082	25.2%	874	19.5%	1,956	22.3%
22 - 24	460	10.7%	908	20.3%	1,368	15.6%
25 - 29	330	7.7%	791	17.7%	1,121	12.8%
30 - 34	155	3.6%	429	9.6%	584	6.7%
35 - 39	72	1.7%	284	6.3%	356	4.1%
40 - 49	102	2.4%	409	9.1%	511	5.8%
50 - 64	59	1.4%	245	5.5%	304	3.5%
65 and older	0	0.0%	22	0.5%	22	0.3%
Age Unknown	2	0.0%	7	0.2%	9	0.1%
Total	4,289	100.0%	4,473	100.0%	8,762	100.0%

Percentages may not add to 100% due to rounding.

Source: IPEDS Fall Enrollment Survey

Enrollment by Age
Fall 2015



ROWAN COLLEGE AT BURLINGTON COUNTY


Students Receiving Financial Assistance under each State, Federal & Institutional funded program, including both need-based and merit-based.

The number of students receiving financial assistance under each state, federal and institutional funded program includes both need-based and merit-based, grants and loans. Table II.C.4.a reflects the number of awards, dollar value, and average dollars per recipient and per award.

**Table II.C.4.a
Financial Aid from Federally-Funded Programs
AY 2014-2015**

	Recipients	Amount	Average per Recipient
Pell Grants	3,700	12,291,000	3,321.89
College Work Study	43	131,000	3,046.51
Perkins Loans	0	0	--
SEOG	804	113,000	140.55
PLUS Loans	17	79,000	4,647.06
Stafford Loans (Subsidized)	1,158	3,405,000	2,940.41
Stafford Loans (Unsubsidized)	864	2,872,000	3,324.07
SMART & ACG or other	0	0	--

Source: NJIPEDS Form #41 Student Financial Aid Report



ROWAN COLLEGE AT BURLINGTON COUNTY

Table II.C.4.b
Financial Aid from State-Funded Programs
AY 2014-2015

	Recipients	Amount	Average per Recipient
Tuition Aid Grants (TAG)	1,120	1,554,000	1,387.50
Educational Opportunity Fund (EOF)	106	108,000	1,018.87
Outstanding Scholars (OSRP)	0	0	--
Distinguished Scholars	0	0	--
Urban Scholars	0	0	--
NJ STARS	148	344,000	2,324.32
NJCLASS Loans	11	40,000	3,636.36


Source: NJIPEDS Form #41 Student Financial Aid Report



Table II.C.4.c
Financial Aid from Institutional-Funded Programs
AY 2014-2015

	Recipients	Amount	Average per Recipient
Grants & Scholarships	269	377,000	1,401.49
Loans	0	0	--

Source: NJIPEDS Form #41 Student Financial Aid Report



ROWAN COLLEGE AT BURLINGTON COUNTY

Students Who Are New Jersey Residents

Table II.C.5 shows the number and percentage of students who are residents of New Jersey and are first-time, degree seeking students in fall 2015.

Table II.C.5.
First-time Degree/Certificate Seeking
Undergraduate Enrollment by State of Residence
Fall 2015

	New Jersey Residents	Out-of-state Residents	Total	Percent NJ Residents
First-time Degree Seeking Students	1,854	22	1,876	98.8%

Source: IPEDS Fall Enrollment Survey, Part C



ROWAN COLLEGE AT BURLINGTON COUNTY

D. Student Outcomes

Graduation Rates by Race/Ethnicity:

Two and Three-year Combined Graduation and Transfer Rate

The two-year graduation rates are calculated by the Office of the Secretary of Higher Education. Based on the first-time, full-time degree/certificate seeking student cohort of fall 2012, the tables are broken down by degree/certificate seeking students (Table II.D.1.b). The three-year rate is a combination of graduation and transfer rates as calculated by the Office of the Secretary of Higher Education. Based on the first-time, full-time degree/certificate seeking students of fall 2012, the table is broken down by race/ethnicity (Table II.D.1.c.)

Table II.D.1.b
Two-Year Graduation Rate of Fall 2012 First-time Full-time,
Degree/Certificate Seeking Students

	Number of Students	Percentage of Students
Fall 2012 Cohort	1,850	
Graduated after 2 Years	181	9.8%

Source: IPEDS Graduation Rate Survey



ROWAN COLLEGE AT BURLINGTON COUNTY

Table II.D.1.c
Three-year Rate (Combined Graduation & Transfer) of Fall 2012 First-time Full-time, Degree/Certificate Seeking by Race/Ethnicity

Race/Ethnicity	Number in Cohort	Graduated after 3 Years		Transfers	
		Number	Percent	Number	Percent
White	1,071	292	27.3%	207	19.3%
Black	392	49	12.5%	80	20.4%
Hispanic	200	36	18.0%	35	17.5%
Asian	40	12	30.0%	6	15.0%
Alien	17	1	5.9%	0	0.0%
Other*	130	26	20.0%	28	21.5%
Total	1,850	416	22.5%	356	19.2%

* Other includes American Indians, Native Hawaiian and Pacific Islanders, two or more races and unknown race.

Source: IPEDS Graduation Rate Survey

Retention Rates

The number and percentage of first-time students in fall 2014 retained for their third semester (fall 2015) are shown in Table II.D.2.




Table II.D.2
Third-Semester Retention of First-time Undergraduates, Fall 2014 to Fall 2015

	Fall 2014 First-time Undergraduates	Retained in Fall 2015	Retention Rate
Full-time	1,713	1,071	62.5%
Part-time	453	160	35.3%

Source: IPEDS Fall Enrollment Survey, Part E

ROWAN COLLEGE AT BURLINGTON COUNTY

E. Faculty Characteristics

Full-time Faculty by Race/Ethnicity, Gender, Tenure Status and Academic Rank

The number and percentage of full-time faculty by tenure status, gender and race/ethnicity appear in Table II.E.1.



Table II.E.1
Full-time Faculty by Race/Ethnicity, Gender, Tenure Status and Academic Rank
Fall 2015

Status and Academic Rank	White		Black		Hispanic		Asian		American Indian		Race Unknown		Alien		Total	
	Men	Women	Men	Women	Men	Women	Men	Women	Men	Women	Men	Women	Men	Women	Men	Women
Tenured																
Professors	2	0	0	0	0	0	0	0	0	0	0	1	0	0	2	1
Associate Professor	2	0	1	0	0	0	0	0	0	0	0	0	0	0	3	0
Assistant Professor	1	5	0	0	0	0	0	0	0	0	2	0	0	0	3	5
Other	0	2	0	0	0	0	0	0	0	0	0	0	0	0	0	2
Total Tenured	5	7	1	0	0	0	0	0	0	0	2	1	0	0	8	8
Without Tenure																
Professors	0	0	0	0	0	0	0	0	0	0	0	0	0	0	0	0
Associate Professor	0	0	0	0	0	0	0	0	0	0	0	0	0	0	0	0
Assistant Professor	1	1	0	0	0	0	0	0	0	0	0	1	0	0	1	2
Other	12	17	1	3	0	0	2	1	0	0	1	2	0	1	16	24
Total Without	13	18	1	3	0	0	2	1	0	0	1	3	0	1	17	26
Total Tenured and Without Tenure																
Professors	2	0	0	0	0	0	0	0	0	0	0	1	0	0	2	1
Associate Professor	2	0	1	0	0	0	0	0	0	0	0	0	0	0	3	0
Assistant Professor	2	6	0	0	0	0	0	0	0	0	2	1	0	0	4	7
Other	12	19	1	3	0	0	2	1	0	0	1	2	0	1	16	26
Total Faculty	18	25	2	3	0	0	2	1	0	0	3	4	0	1	25	34

Note: Asian includes Pacific Islanders and unknown includes two or more races.

Source: IPEDS Human Resources Survey

ROWAN COLLEGE AT BURLINGTON COUNTY

The number and percentage of course sections taught by an instructional group appear in Table II.E.2.

Table II.E.2
Percent of Course Sections Taught by Full-time Faculty
Fall 2015

Instructor Group	Number of Course Sections Taught	Percent of Course Sections Taught
Full-time Faculty	314	24.6%
Part-time Faculty	938	73.6%
Others	22	1.7%
Total	1,274	

"Others" includes Full-time Administrators and Teaching Assistants
Source: Fall 2015 Grade Distribution File

Ratio of Full-time to Part-time Faculty

The number and percentage of full-time and part-time faculty, or adjuncts, in Fall 2015 appear in Table II.E.3. Instructional Assistants and Full-time staff who teach part-time are excluded from the table.

Table II.E.3
Ratio of Full-time to Part-time Faculty
Fall 2015

Instructor Group	Number	Percent
Full-time Faculty	59	9.1%
Part-time Faculty	591	90.9%
Total	650	100.0%

Source: IPEDS Human Resources Survey



ROWAN COLLEGE AT BURLINGTON COUNTY

F. Governing Board Characteristics

Race/Ethnicity and Gender of Governing Board

Table II.F lists Rowan College at Burlington County's Board of Trustees for 2016 by name, occupation, residence, race/ethnicity and gender. A list of RCBC Trustees and Emeriti can be found at <http://rcbc.edu/board-of-trustees>.

Table II.F
Rowan College at Burlington County Board of Trustees
As of AY 2015-16

Name	Occupation	Race/ Ethnicity	Gender
Paul Drayton	President/Board Secretary	African-American	Male
George N. Nyikita	Board Chair/Consultant	White	Male
Natalie A. Ghaul	Board Vice Chair/ Deputy Dir. of Research, NJ Gen. Assembly Office	African-American	Female
Michael D. Minton	Board Treasurer/ Business Manager	White	Male
Kevin Brown	Council Representative	White	Male
Primitivo Cruz	Attorney	Hispanic	Male
Todd C. Flora (resigned eff. June 30, 2016)	Interim Executive County Superintendent of Schools - Burlington County	White	Male
Daniel Gee	Attorney	White	Male
Kate Gibbs (resigned eff. January 2016)	Business Dev Director	White	Female
Brian E. Kamp	Business Representative	White	Male
Mickey Quinn (sworn January 2016)	Senior Advisor to Assembly Majority Leader	White	Male
Marilyn Williamson (resigned eff. May 2016)	Legislative Assistant	White	Female
William Burns	Board Solicitor/Attorney	White	Male

ROWAN COLLEGE AT BURLINGTON COUNTY

G. Profile of the Institution

Degree and Certificate Programs

All academic programs and options offered at Rowan College at Burlington County are listed in Table II.G.

Table II.G
Rowan College at Burlington County Academic Programs
2015-2016

Associate of Arts (A.A.) Degree Programs

Art	Journalism
Communication Arts	Liberal Arts
Education	Philosophy
English	Political Science
Fashion Studies	Psychology
History	Sociology
International Studies	Theatre

Associate of Fine Arts (A.F.A.) Degree Program

Art
Photography

Associate of Science (A.S.) Degree Programs

Accounting	Culinary Arts
American Sign Language/Deaf Studies	Education
Biology	Engineering
Biotechnology	Environmental Science
Business Administration	Fashion Product Merchandising
Chemical Engineering	Hospitality and Tourism Management
Chemistry	Liberal Arts and Sciences
Chemistry, Pre-Medical Technology Option	Mathematics
Computer Information Systems	Music
Computer Science	Physics
Construction Management	Sustainable Energy Studies
Criminal Justice	Sustainability – Policy and Management

Continued

ROWAN COLLEGE AT BURLINGTON COUNTY

Table II.G (continued)
Rowan College at Burlington County Academic Programs
2015-2016

Associate of Applied Science (A.A.S.) Degree Programs

Accounting Technology	Fashion Design
Agriculture Business	Fire Science Technology
Alternative Energy Technologies	Food Service & Hospitality Management
American Sign Language/Interpreter Education	Technology
Biotechnology	Geospatial Technology
Business Management Technology	Graphic Design and Digital Media
Cancer Registry Management	Health Information Technology
Casino and Resort Management	Health Sciences
Computer Aided Drafting & Design Technology	Hearing Instrument Sciences
Computer Management Information Systems	Human Services
Computer Servicing & Networking	Information Assurance and Cybersecurity
Technology Option	Nursing
Culinary Arts	Paralegal
Dental Hygiene	Pastry Arts
Diagnostic Medical Sonography	Radiography
Electronics Engineering Technology	Respiratory Therapy
Energy Management	Retail Management Technology
Entertainment Technologies:	Technical Studies
Sound & Recording Engineering Option	
Video & Digital Media Production Option	

Academic Certificate Programs

Accounting Certificate	Geospatial Technology Certificate
Alternative Energy Technologies Certificate	*Liberal Arts and Sciences Certificate
Building Energy Management	Photography Certificate
*Cancer Registry Management	Small Business Certificate
Diagnostic Medical Sonography	

Career Certificates

*Addictions Counseling	Family Helper
Business Paraprofessional	Fire Investigation
Business Technology	Fire Science
Cancer Registry Management Certificate	Food Service and Hospitality Management
Coding Certificate	Human Services
*Computed Tomography Certificate	Magnetic Resonance Imaging
Computer Networking Support and Servicing	Social Services Certificate – Department of
Cooking and Baking	Human Services
Disaster Preparedness	*Specification Technology for Fashion Design
Elder-Adult Companion Care	*Technical Fashion Design Certificate
Electronic Health Record	

Note: * Denotes certificates that are not eligible for Financial Aid

ROWAN COLLEGE AT BURLINGTON COUNTY

Rowan College at Burlington County

Mission Statement

Rowan College at Burlington County transforms lives by delivering innovative, high-quality and affordable educational experiences in an accessible and diverse environment.

Goals

1. To provide an educational experience that encourages the individual to think critically and to examine and clarify ethical, personal and political values.
2. To prepare individuals for transfer to four-year colleges, for employment in business and industry and for new career skills.
3. To enable individuals to strengthen their academic skills through adaptive learning, counseling and academic support.
4. To enrich the quality of life by sponsoring cultural, recreational and personal interest activities through an extensive program of community and continuing education.
5. To engage in partnerships with the private and public sectors and to implement programs that address their identified employment needs.
6. To provide state-of-the-art technologies in the education and training of all individuals through an appropriate mix of delivery systems.

ROWAN COLLEGE AT BURLINGTON COUNTY

H. Major Research and Public Service Activities 2015-2016

Historic path to college affordability

The partnership between Rowan College at Burlington County and Rowan University grew exponentially with the region's first "3+1" option to earn a bachelor's degree from the university.


What is "3+1" ? So MUCH MORE than 4!

The institutions gained approval from the N.J. Presidents' Council to offer the option to students seeking an affordable and high-quality bachelor's degree. This path reduces the total four-year cost of a bachelor's degree to about \$25,000 and was hailed by Money Magazine as one of the top tuition discounts in the country.

Students taking advantage of 3+1 will complete an associate degree and then stay at RCBC for their junior year courses paying community college tuition and receiving instruction from faculty who hold advanced degrees. Students will complete their bachelor's degree with the university.

Junior-year courses will begin in January. Initial offerings include liberal studies, biology, law and justice, psychology, nursing and general studies.

Modernizing the campus experience



The college has begun transforming the Mount Laurel campus as it transitions out of Pemberton to better serve students. The strategic decision was based on a number of factors including: more students take classes in Mount Laurel than all other campus facilities combined, the costs to repair Pemberton facilities was equal to the costs of improving Mount Laurel and the fact that the county's demographics had shifted west a long time ago.

The college celebrated a historic graduation (first as RCBC and first in

Mount Laurel) in May with Pulitzer Prize winning poet Gregory Pardlo delivering the keynote address, and construction began the next week.

The centerpiece of the transformation will be a new Student Success Center that will serve as the gateway to a hybrid campus that will include students seeking certificates, associate, bachelor's and master's degrees in one modern convenient location.

ROWAN COLLEGE AT BURLINGTON COUNTY

Women in Sustainable Employment (WISE)



The college's new Workforce Development Institute launched in partnership with other county agencies and the private sector this year. A program developed in partnership with employers in the utility and construction trades earned national acclaim for its ability to introduce women into nontraditional fields. The institute ran two separate Women in Sustainable Employment sessions. More than one quarter of the 40 participants were employed because of WISE.

Honors courses

The college launched an Honors initiative – led by faculty members – in three disciplines to add to the package it offers to higher achieving students. Already one of the few community colleges in the nation to offer innovative undergraduate research, the college's "3+1" option is another way the college can challenge students.


College Head Start in High Schools

A key to reducing the cost and time it takes to earn a college degree is by expanding access for high school students to earn college credit. The college announced an initiative with the Burlington County Institute of Technology that will create a path toward an associate degree in electrical engineering technology. Students will earn more than 30 credits in high school, which will position them to earn an associate degree one year after high school graduation.

Considering the path to Rowan University's engineering program, this path is unique for its ability to link a high school, community college and university in a growing STEM career.

The college also increased access to online courses by offering a discount to high school students who take certain courses.

Student and faculty accomplishments



- Justin Ryan was part of an undergraduate research team that developed a method to chemically fingerprint wine that can be used to predict stability, compare varietals and resolve cases of counterfeit wine. The research was published in a national peer-reviewed journal.

- The college's math team earned a top spot among two-year schools and placed 11th overall ahead of several four-year institutions at a regional mathematics competition. Individually, Scott Harmon placed 13th overall and in a top spot for two-year students.

ROWAN COLLEGE AT BURLINGTON COUNTY

- Three students Caylor-Ann Rose-Green, Jaqmeille Marsh-Hazleton and Arti Chadha were accepted into the Premedical Urban Leaders Summer Enrichment (PULSE) program, which introduces medical careers to students who are traditionally underrepresented.
- A team of undergraduate research students designed “Newton’s Bench” a physics kit that enables students to take a physics lab online. The initial course, completed by 20 students, achieved similar academic outcomes as a traditional lab.
- Linda Hecker, RCBC’s dental hygiene Director was appointed to the N.J. State Board of Dentistry. The program has achieved a 100 percent pass rate on all board exams for the past two years.
- Dr. Karen Archambault, dean of Enrollment Management, was elected to the Board of Directors for the NACADA: The Global Community for Academic Advising.



ROWAN COLLEGE AT BURLINGTON COUNTY

I. Major Capital Projects

7/1/2015 - 6/30/2018

Updated: 9.8.16

Section A: Completed Projects

1. Mt. Laurel, Evans Hall-Phase 1-Renovations-Student Success (Temporary), Workforce Development Institute & Bookstore (Temporary), Mt. Laurel – Funded – Complete

Design Complete -	Spring 2016
Bid/quote -	Shared Service/County MOU
Award -	Shared Service/County MOU
Start Construction -	Spring 2016
Projected Complete Construction -	Early Summer 2016
Approx. Construction Cost:	\$350,000

2. Mt. Laurel, Laurel Hall-Phase 1 Renovations-Liberal Arts Suite, classroom modification, lounge area, etc., Mt. Laurel – Funded – Complete

Design Complete -	Spring 2016
Bid/quote -	Shared Service/County MOU
Award -	Shared Service/County MOU
Start Construction -	Spring 2016
Projected Complete Construction -	August 2016
Estimated Construction Cost:	\$350,000

3. Mt. Laurel, TEC-Phase 1 Renovations-STEM Suite, faculty offices, classroom modification, lounge area, library concierge, etc., Mt. Laurel – Funded – Complete

Design Complete -	Spring 2016
Bid/quote -	Shared Service/County MOU
Award -	Shared Service/County MOU
Start Construction -	Spring 2016
Projected Complete Construction -	August 2016
Estimated Construction Cost:	\$350,000

4. Mt. Laurel, Enterprise Center-Phase 1 Renovations-Foundation and academic offices, classroom modification, collaborator furniture, etc., Mt. Laurel – Funded – Complete

Design Complete -	Spring 2016
Bid/quote -	Shared Service/County MOU
Award -	Shared Service/County MOU
Start Construction -	Spring 2016
Projected Complete Construction -	August 2016
Estimated Construction Cost:	\$350,000

ROWAN COLLEGE AT BURLINGTON COUNTY

Section B: Projects In-progress

5. Mt. Laurel, New Student Success building and related site work, Mt. Laurel – Funded – In-process

Design Complete -	Spring 2016
Bid/quote -	Spring 2016
Award -	July 2016
Start Construction -	August 2016
Projected Complete Construction -	August 2017
Estimated Construction Cost:	\$25,400,000.00 Contract Value

6. Mt. Laurel, Renovation of Health Sciences building and related site work, Mt. Laurel – Funded – In-process

Design Complete -	Summer 2016
Bid/quote -	Late summer 2016
Award -	Early Fall 2016
Start Construction -	October 2016
Projected Complete Construction -	August 2017
Estimated Construction Cost:	\$8,000,000.00

7. Mt. Laurel, Addition and renovations to the Central Energy Plant, Mt. Laurel – Funded – In-process

Design Complete -	Early fall 2016
Bid/quote -	Fall 2016
Award -	January 2017
Start Construction -	Winter 2017
Projected Complete Construction -	Early summer 2017
Estimated Construction Cost:	\$3,500,000.00

8. Mt. Holly, Mt. Holly Center-Phase 1a, Renovations to the Mt. Holly Center (Fine Arts Specialty building, classroom, art gallery, etc., Mt. Holly – Funded – In-process

Design Complete -	Summer 2016
Bid/quote -	Shared Service/County MOU
Award -	Shared Service/County MOU
Start Construction -	Winter 2017
Projected Complete Construction -	Summer 2017
Estimated Construction Cost:	\$450,000.00 (Abatement)

9. Mt. Laurel, Evans Hall-Phase 1a Renovations-Public Safety, Mt. Laurel – Funded – In-process

Design Complete -	Spring 2016
Bid/quote -	Shared Service/County MOU
Award -	Shared Service/County MOU
Start Construction -	Spring 2016
Projected Complete Construction -	Early Fall 2016
Approx. Construction Cost:	\$425,000

ROWAN COLLEGE AT BURLINGTON COUNTY

10. Willingboro, Signage Project-Transition Project- Center and building signage, Willingboro – Funded – In-process

Design Complete -	Fall 2016
Bid/quote -	Fall 2016
Award -	Fall 2016
Start Installation -	Fall 2016
Projected Complete-	Fall 2016
Estimated Construction Cost:	\$50,000.00

Section C: Projects in Planning

11. Mt. Laurel, Evans Hall-Phase 2-Renovations-Finance & Administration, Human Resources, Distance Learning, OIR, Logistics & Scheduling, NJ Transfer, Marketing & Graphics and OIT & Audio Visual, Mt. Laurel – Funded – Planning

Design Complete -	Late Fall 2017
Bid/quote -	Shared Service/County MOU
Award -	Shared Service/County MOU
Start Construction -	Fall 2017
Projected Complete Construction -	January 2018
Approx. Construction Cost:	\$350,000.00

12. Mt. Laurel, Laurel Hall-Phase 2 Renovations-Liberal Arts programming, classroom modification, faculty office renovations and additions, etc., Mt. Laurel – Funded – Planning

Design Complete -	Late Fall 2017
Bid/quote -	Shared Service/County MOU
Award -	Shared Service/County MOU
Start Construction -	Summer 2017
Projected Complete Construction -	August 2017
Estimated Construction Cost:	\$350,000.00

13. Mt. Laurel, TEC-Phase 2 Renovations-STEM programming, faculty offices, classroom modifications, lounge area, faculty office renovations and additions, etc., Mt. Laurel – Funded – Planning

Design Complete -	Late Fall 2016
Bid/quote -	Shared Service/County MOU
Award -	Shared Service/County MOU
Start Construction -	Summer 2017
Projected Complete Construction -	August 2016
Estimated Construction Cost:	\$400,000.00

ROWAN COLLEGE AT BURLINGTON COUNTY

14. Mt. Laurel, Enterprise Center-Phase 2 Renovations- Classroom modifications, Executive and Administrative office suite, etc., Mt. Laurel – Funded – Planning

Design Complete -	Late Fall 2016
Bid/quote -	Shared Service/County MOU
Award -	Shared Service/County MOU
Start Construction -	Summer 2017
Projected Complete Construction -	August 2016
Estimated Construction Cost:	\$375,000.00

15. Mt. Laurel, Science Building-Phase 2 Renovations- Classroom modifications, Science lab additions, etc., Mt. Laurel – Funded – Planning

Design Complete -	Late Fall 2016
Bid/quote -	Winter 2017
Award -	Winter 2017
Start Construction -	Spring 2017
Projected Complete Construction -	August 2017
Estimated Construction Cost:	\$350,000.00

16. Mt. Laurel, Signage Project-Transition Project- Campus and building signage, Mt. Laurel – Funded – Planning

Design Complete -	Late Fall 2016
Bid/quote -	Winter 2017
Award -	Winter 2017
Start Construction -	Spring 2017
Projected Complete Construction -	August 2017
Estimated Construction Cost:	\$400,000.00

ROWAN COLLEGE AT BURLINGTON COUNTY

Who to Contact

For additional information or clarification of material contained in this report please contact:

LaShawn Bane, Manager of Institutional Research
Office of Institutional Research
Rowan College at Burlington County
900 College Circle
Mount Laurel, New Jersey 08054

Phone: (856) 242-5282
E-mail: lbane@rcbc.edu