


**Mercer County Community College  
Institutional Profile, 2016**

	<u>Page(s)</u>
I. Table of Contents	1
Preface	2
II. Accreditation Status	
A. Institutional Accreditations	3
Professional Accreditations	3
B. 1. Number of undergraduates by attendance status	4
3. Number of non-credit students served	4
4. Unduplicated number of students for entire academic year	4
C. Characteristics of Undergraduate Students	
2: Remediation/Development Education	5
3.a: Undergraduate Enrollment by Race/Ethnicity – Summary and Graph	6
3.b: Undergraduate Enrollment by Gender – Summary and Graph	7
3.c: Undergraduate Enrollment by Age – Summary and Graph	8
4: Financial Aid from State-funded Programs	9
5: Undergraduate Enrollment by State of Residence	9
D. Student Outcomes	
1.b: Two-Year Graduation Rate of Fall 2012 Full-time First-time Degree/Certificate Seeking Students	10
1.c: Three-Year Graduation and Transfer Rates of Fall 2012 Full-time First-time Degree/Certificate Seeking Students by Race/Ethnicity	10
2.a: Third Semester Retention of First-time Undergraduates, Fall 2014 to Fall 2015	10
E. Faculty Characteristics	
1: Full-time Faculty by Race/Ethnicity, Gender and Academic Rank Fall 2015	11
2: Percentage of Course Sections Taught by Full-Time Faculty, Fall 2015	11
3: Ratio of Full- to Part-time Faculty, Fall 2015	11
F. Characteristics of the Trustees	
1: Race/Ethnicity and Gender of the Members of the Board of Trustees	12
2: Members of the Board of Trustees	12
3: URL of Web site for Board of Trustees	12
G. Profile of the Institution	13
Degree and Certificate Programs	13
List of Credit Programs by Degree Type	14-15
H. Major Research and Public Service Activities	16
I. Major Capital Projects	18

## Preface

Attached herewith is the 2016 Institutional Profile for Mercer County Community College.

This information provides a snapshot of the state of our institution.

A handwritten signature in black ink, appearing to read "J. Wang", with a stylized flourish at the end.

---

Dr. Jianping Wang

President

## **A. Accreditation Status**

### Institutional Accreditations

Mercer was initially accredited in 1970, and this accreditation was renewed for ten years in 1975, 1985, 1995, 2005 and 2015. The college submitted a decennial self-study in January 2015; it provided a comprehensive overview of institutional progress since the college's Periodic Review Report (PRR) in 2010 and decennial self-study in 2005. The Middle States Commission on Higher Education (MSCHE) acted in June 2015 to warn the college that its accreditation was in jeopardy because of insufficient evidence that the college was in compliance with Standard 7 (Institutional Effectiveness) and Standard 14 (Assessment of Student Learning). A follow-up monitoring report was submitted to the Commission in March 2016 that removed the institution from warning and put the college in compliance with all standards. The next monitoring report documenting implementation of a comprehensive, organized and sustained process for the assessment of institutional effectiveness with evidence that assessment information is used in budgeting, planning and allocating resources (Standard 7) is due in September 2017.

### Professional Accreditations

- The New Jersey Board of Nursing approves and the Accreditation Commission for Education in Nursing (ACEN) accredits the college's Associate Degree Nursing program.
- The Radiography program is accredited by the Joint Review Committee on Education in Radiologic Technology (JRCERT) and approved by the New Jersey Radiologic Technology Board of Examiners.
- The Medical Laboratory Technology program is accredited by the National Accrediting Agency of Clinical Laboratory Sciences (NAACLS).
- The Commission on Accreditation in Physical Therapist Education (CAPTE) of the American Physical Therapy Education has given accreditation to the Physical Therapist Assistant program.
- The American Bar Association (ABA) accredits the Legal Assistant program.
- The American Board of Funeral Service Education (ABFSE) accredits the Funeral Services program.
- Mercer's Aviation Flight Technology program became the first two-year aviation program in the nation to be accredited by the Aviation Accreditation Board International (AABI).

**Mercer**  
**Table II.B.1:**  
**Undergraduate Credit Enrollment by Attendance Status, Fall 2015**

<u>Full-time</u>		<u>Part-time</u>		<u>Total</u>
<u>Num</u>	<u>Pct</u>	<u>Num</u>	<u>Pct</u>	
3,077	38.6%	4,902	61.4%	7,979

Source: IPEDS Fall Enrollment Survey

**Mercer**  
**Table II.B.3:**  
**Non-Credit Enrollment, FY 2015**

	<b>Total Number of Registrations<sup>1</sup></b>	<b>Unduplicated Headcount</b>	<b>Total Clock Hours (One Clock Hour = 60 minutes)</b>	<b>Total FTEs<sup>2</sup></b>
<b>Open Enrollment</b>	4,843	2,841	78,525	360
<b>Customized Training</b>	1,815		20,211	45

<sup>1</sup>Includes all registrations in any course that started on July 1, 2014 through June 30, 2015

<sup>2</sup>FTEs were computed by converting clock hours to credit hours (by dividing by 15), then converting credit hours to FTEs (dividing by 30).

Source: SURE Non-credit Open Enrollment file and NJ IPEDS Form #31, Customized Training.

**Mercer**  
**Table II.B.4:**  
**Unduplicated Enrollment, FY 2015**

<b><u>Headcount Enrollment</u></b>	<b><u>Credit Hours</u></b>	<b><u>FTE</u></b>
11,471	145,589	4,853

Source: IPEDS 12-Month Enrollment Survey

**Mercer**

**I.C.2 REMEDIATION / DEVELOPMENT EDUCATION**

- 1 **Name of basic skills placement test administered and criteria (if any) for selecting test takers in Fall 2015**

Accuplacer

- 2 **Total number of undergraduate students enrolled in Fall 2015**

Total Fall 2013 Undergraduate enrollment	Number of students enrolled in one or more remedial courses	% of total
7,979	1,642	20.6%

Total enrollment = includes all students, FT, PT, returning, transfers, etc.

- 3 **Total number of First-time, Full-time (FTFT) matriculated students enrolled in remediation in Fall 2015**

Total number of FTFT Students	No. of FTFT students enrolled in one or more remedial courses	% of Total
1,128	577	51.2%

- 4 **First-time, Full-time matriculated students (FTFT) enrolled in remediation in Fall 2015 by subject area.**

Subject area	No. enrolled	% of all FTFT enrolled in:
Reading	329	29.2%
Writing	321	28.5%
Math Computation	378	33.5%
Elem. Algebra	148	13.1%

Source: SURE Fall Enrollment File

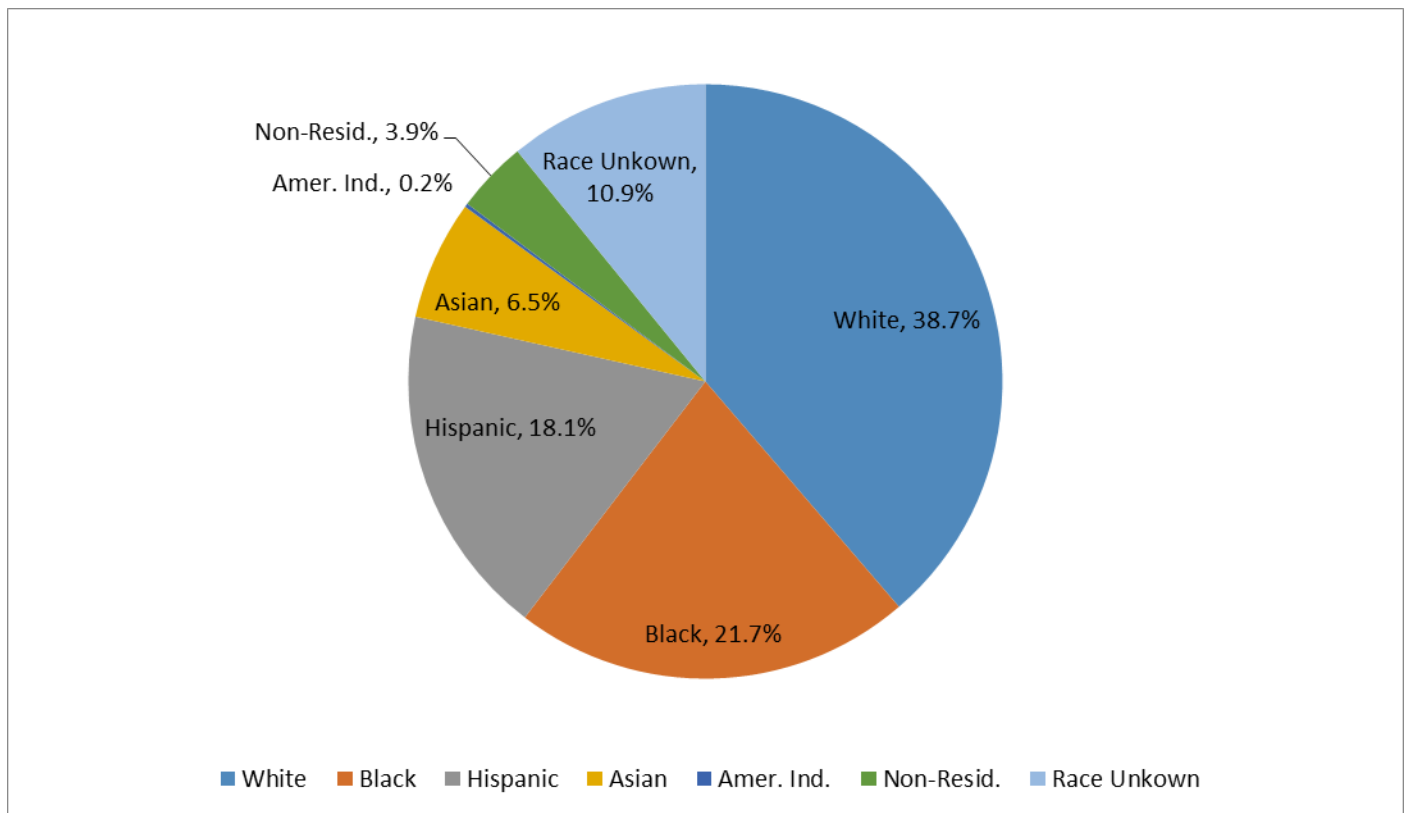
**Mercer**  
**Table II.C.3.a:**  
**Undergraduate Enrollment by Race/Ethnicity, Fall 2015**

	<u>White</u>		<u>Black</u>		<u>Hispanic</u>		<u>Asian*</u>		<u>Amer.Ind.</u>		<u>Alien</u>		<u>Race Unknown*</u>		<u>Total</u>	
	<u>Num</u>	<u>Pct</u>	<u>Num</u>	<u>Pct</u>	<u>Num</u>	<u>Pct</u>	<u>Num</u>	<u>Pct</u>	<u>Num</u>	<u>Pct</u>	<u>Num</u>	<u>Pct</u>	<u>Num</u>	<u>Pct</u>	<u>Num</u>	<u>Pct</u>
<b>Full-time</b>	1,175	38.2%	689	22.4%	616	20.0%	210	6.8%	8	0.3%	160	5.2%	219	7.1%	3,077	100.0%
<b>Part-time</b>	1,911	39.0%	1,045	21.3%	830	16.9%	310	6.3%	8	0.2%	149	3.0%	649	13.2%	4,902	100.0%
<b>Total</b>	3,086	38.7%	1,734	21.7%	1,446	18.1%	520	6.5%	16	0.2%	309	3.9%	868	10.9%	7,979	100.0%

\*Note: Asian includes Pacific Islanders and Unknown includes 2 or More Races.

Source: IPEDS Fall Enrollment Survey

### Undergraduate Enrollment by Race / Ethnicity

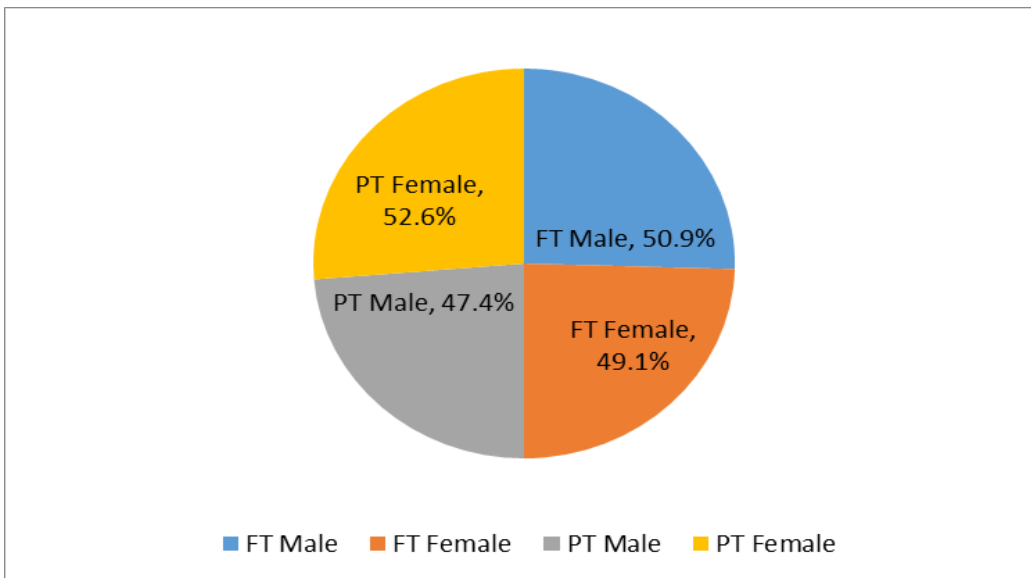


**Mercer**  
**Table II.C.3.b:**  
**Undergraduate Enrollment by Gender, Fall 2015**

<u>Full-time</u> <u>Male</u>	<u>Pct</u>	<u>Full-time</u> <u>Female</u>	<u>Pct</u>	<u>Full-time</u> <u>Total</u>	<u>Part-time</u> <u>Male</u>	<u>Pct</u>	<u>Part-time</u> <u>Female</u>	<u>Pct</u>	<u>Part-time</u> <u>Total</u>	<u>Total</u> <u>Male</u>	<u>Pct</u>	<u>Total</u> <u>Female</u>	<u>Pct</u>	<u>Total</u>
1,567	50.9%	1,510	49.1%	3,077	2,325	47.4%	2,577	52.6%	4,902	3,892	48.8%	4,087	51.2%	7,979

Source: IPEDS Fall Enrollment Survey

### Undergraduate Enrollment by Gender and Attendance Status

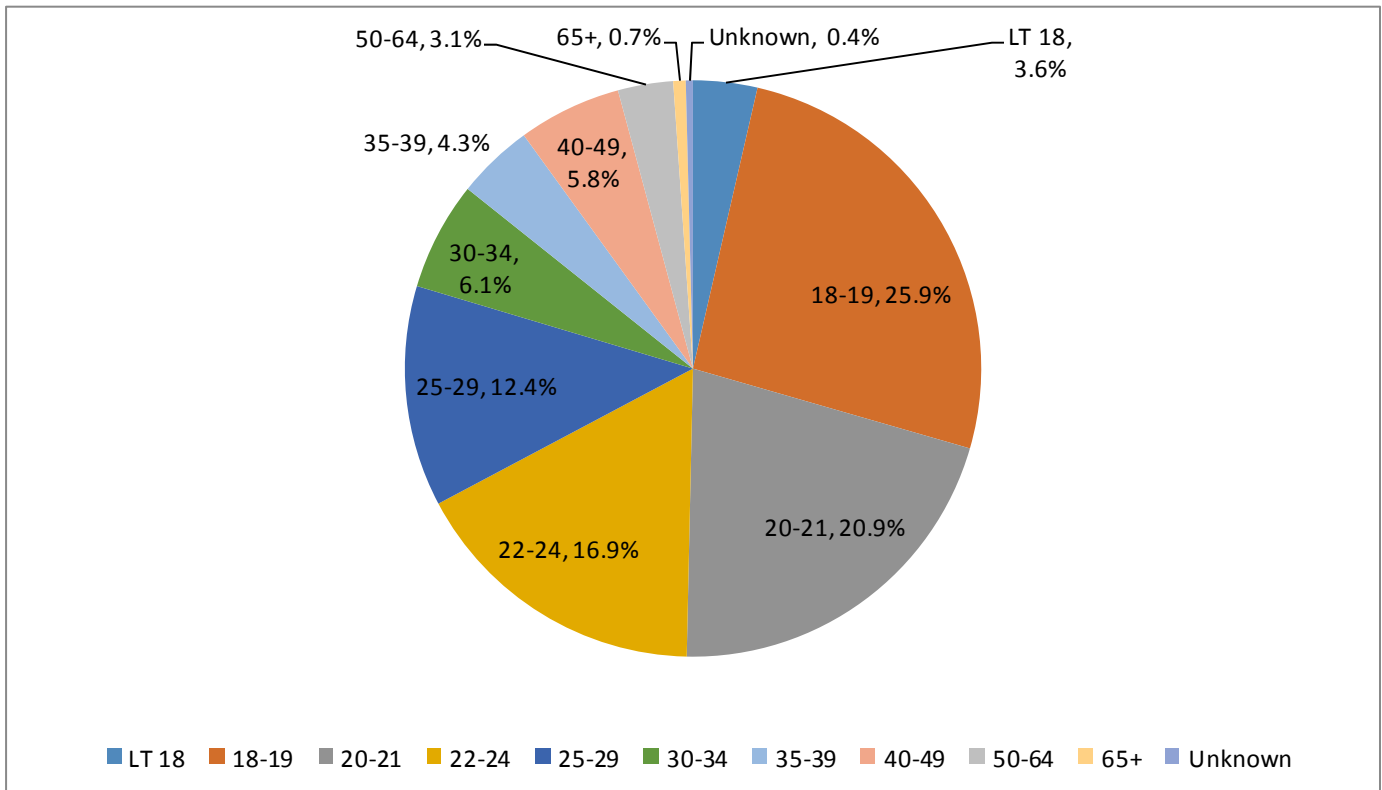


**Mercer**  
**Table II.C.3.c:**  
**Undergraduate Enrollment by Age, Fall 2015**

		<u>LT 18</u>	<u>18-19</u>	<u>20-21</u>	<u>22-24</u>	<u>25-29</u>	<u>30-34</u>	<u>35-39</u>	<u>40-49</u>	<u>50-64</u>	<u>65+</u>	<u>Unknown</u>	<u>Total</u>
Full-time	Num	22	1,416	802	348	210	86	61	89	34	0	9	3,077
	Pct	0.7%	46.0%	26.1%	11.3%	6.8%	2.8%	2.0%	2.9%	1.1%	0.0%	0.0%	100.0%
Part-time	Num	262	647	868	1,002	777	404	279	372	216	52	23	4,902
	Pct	5.3%	13.2%	17.7%	20.4%	15.9%	8.2%	5.7%	7.6%	4.4%	1.1%	0.5%	100.0%
Total	Num	284	2,063	1,670	1,350	987	490	340	461	250	52	32	7,979
	Pct	3.6%	25.9%	20.9%	16.9%	12.4%	6.1%	4.3%	5.8%	3.1%	0.7%	0.4%	100.0%

Source: IPEDS Fall Enrollment Survey

**Undergraduate Enrollment by Age, Fall 2015**





**Mercer**  
**Table II.C.4:**

**Financial Aid from State, Federal & Institution-Funded Programs, AY 2014-15**

<u>State Programs</u>	<u>Recipients</u>	<u>Dollars(\$)</u>	<u>\$/Recipient</u>
TAG	1,123	1,669,000	1,486.20
EOF	238	263,000	1105.04
Outstanding Scholars (OSRP)			-
Distinguished Scholars	4	3,000	750.00
Urban Scholars	10	38,000	3,800.00
NJCLASS Loans	0	0	0
NJ STARS	67	177,000	2,641.79

<u>Federal Programs</u>	<u>Recipients</u>	<u>Dollars(\$)</u>	<u>\$/Recipient</u>
Pell Grants	3,155	9,989,000	3,166.09
College Work Study	76	147,000	1,934.21
Perkins Loans	0	0	-
SEOG	507	196,000	386.59
PLUS Loans Stafford			-
Loans(subsidized)	734	2,028,000	2,762.94
Stafford Loans (Unsubsidized)	637	1,838,000	2,885.40
SMART & ACG or other			

<u>Institutional Programs</u>	<u>Recipients</u>	<u>Dollars(\$)</u>	<u>\$/Recipient</u>
Grants / Scholarships	1	3,000	3,000.00
Loans			-

---

Source: NJIPEDS Form #41 Student Financial Aid Report

**Table C5**

**Fall 2015 Enrollment by State residence**

<b>First-Time Students</b>				<b>Total College</b>			
State Residents	Non-State Residents	Total	% of State Residents	State Residents	Non-State Residents	Total	% of State Residents
1,702	46	1,748	97.4%	7,694	145	7,839	98.2%

Source: IPEDS Fall Enrollment Survey Part C

**D. Student Outcomes**

**Mercer  
Table  
II.D.1.b  
Two-Year Graduation Rate of Fall 2011 Full-time First-time Degree/Certificate Seeking Students**

	<u>Total</u>	
	<u>Num</u>	<u>Pct</u>
Fall 2011 Cohort	1,304	
Graduated after 2 years	54	4.1%

Source: IPEDS Graduation Rate Survey

**Mercer  
Table II.D.1.c  
Three-Year Graduation and Transfer Rates of Fall 2012 Full-time First-time Degree/Certificate Seeking Students by Race/Ethnicity**

	<u>White</u>		<u>Black</u>		<u>Hispanic</u>		<u>Asian</u>		<u>Alien</u>		<u>Other *</u>		<u>Total</u>	
	<u>Num</u>	<u>Pct</u>	<u>Num</u>	<u>Pct</u>	<u>Num</u>	<u>Pct</u>	<u>Num</u>	<u>Pct</u>	<u>Num</u>	<u>Pct</u>	<u>Num</u>	<u>Pct</u>	<u>Num</u>	<u>Pct</u>
Fall 2009 Cohort	426		324		228		39		51		236		1,304	
Graduated after 3 Years	82	19.2%	14	4.3%	30	13.2%	10	25.6%	11	21.6%	29	12.3%	176	13.5%
Transferred	104	24.4%	75	23.1%	39	17.1%	15	38.5%	5	9.8%	50	21.2%	288	22.1%

\* Other includes American Indian and Unknown Race.

SOURCE: IPEDS Graduation Rate Survey

**Mercer  
Table II.D.2.a  
Third Semester Retention of First-time Undergraduates, Fall 2014 to Fall 2015**

	<u>Full-Time</u>			<u>Part-Time</u>		
	<u>Fall 2014 First-Time Undergraduates</u>	<u>Retained in Fall 2015</u>	<u>Retention Rate</u>	<u>Fall 2014 First-Time Undergraduates</u>	<u>Retained in Fall 2015</u>	<u>Retention Rate</u>
3	1,075	696	64.7%	734	297	40.5%

Source: IPEDS Fall Enrollment Survey, Part E

## E. Faculty Characteristics

Mercer  
Table II.E.1:

Full-Time Faculty by Race/Ethnicity, Sex, Tenure Status and Academic Rank, Fall 2015

	<u>White</u>		<u>Black</u>		<u>Hispanic</u>		<u>Asian</u>		<u>Amer. Ind.</u>		<u>Alien</u>		<u>Race Unknown</u>		<u>Total</u>		
	<u>Men</u>	<u>Wom</u>	<u>Men</u>	<u>Wom</u>	<u>Men</u>	<u>Wom</u>	<u>Men</u>	<u>Wom</u>	<u>Men</u>	<u>Wom</u>	<u>Men</u>	<u>Wom</u>	<u>Men</u>	<u>Wom</u>	<u>Men</u>	<u>Wom</u>	
<b>Tenured</b>																	
Professors	24	21	1	0	0	1	0	2	0	0	0	0	0	0	0	25	24
Associate Prof.	13	13	1	3	0	0	0	1	0	0	0	0	0	0	0	14	16
Assistant Prof.	6	6	0	1	1	0	0	0	0	0	0	0	0	0	0	7	7
All Others	1	0	0	1	0	0	0	0	0	0	0	0	0	0	0	1	1
TOTAL	44	40	2	5	1	1	0	2	0	0	0	0	0	0	47	48	
<b>Without Tenure</b>																	
Professors	0	0	0	0	0	0	0	0	0	0	0	0	0	0	0	0	0
Associate Prof.	1	0	0	0	0	0	0	0	0	0	0	0	0	0	0	1	0
Assistant Prof.	2	9	0	2	1	1	0	1	0	0	0	0	0	0	0	3	13
All Others	1	0	0	0	0	0	0	0	0	0	0	0	0	0	0	1	0
TOTAL	4	9	0	2	1	1	0	1	0	0	0	0	0	0	0	5	13
<b>Total</b>																	
Professors	24	21	1	0	0	1	0	2	0	0	0	0	0	0	0	25	24
Associate Prof.	14	13	1	3	0	0	0	1	0	0	0	0	0	0	0	15	16
Assistant Prof.	8	15	0	3	2	1	0	1	0	0	0	0	0	0	0	10	20
All Others	2	0	0	1	0	0	0	0	0	0	0	0	0	0	0	2	1
TOTAL	48	49	2	7	2	2	0	3	0	0	0	0	0	0	0	52	61

### II.E.2 Percentage of Course Sections Taught by Full-time Faculty

(Note: Others includes Full-time Staff and Teaching Assistants)

Fall 2014

Total Number of Course Sections	Taught by Full-time Faculty		Taught by Part-time Faculty		Taught by Others*	
	Number	Percent	Number	Percent	Number	Percent
1,233	444	36%	690	56%	99	8%

Mercer  
Table II.E.3:  
Ratio of Full- to Part-time Faculty, Fall 2012

<u>Full-time</u>	<u>Pct</u>	<u>Part-time</u>	<u>Pct</u>	<u>Total</u>	<u>Pct</u>
<u>Num</u>		<u>Num</u>		<u>Num</u>	
113	22.3%	394	77.7%	507	100.0%

Source: IPEDS Human Resources Survey

**F. Characteristics of the Trustees**

**Table F.1**  
**Race/Ethnicity and Gender of the Members of the Board of Trustees, Fall 2015**

	Male	Female	Total
Caucasian	6	2	8
African American	1	1	2
Hispanic	0	1	1
Asian, Pacific Islander	0	1	1
Total	7	5	12

**Source: MCCC, President’s Office, fall 2016**

**Table F.2**  
 MERCER COUNTY COMMUNITY COLLEGE  
 BOARD OF TRUSTEES  
 2016 – 2017

Reverend William E. Coleman, Jr.	President	W.E.C. Resource Group
Mr. Robert Di Falco	Assoc. VP, Investments	Raymond James
Mr. Kevin Drennan (Board Vice-Chair)	Chief of Staff	Office of Senator S Sweeney
Ms. Carol Golden	Board Treasurer	
Dr. Gwendolyn Harris	Executive Director	Walter Rand Institute, Rutgers
Ms. Pamela Hersh		
Anthony Inverso	Managing Director	Phoenix Advisors, LLC
Walt MacDonald	CEO	ETS
Mr. Mark Matzen (Board Chair)	President	FiftyOne Percent LLC
Dr. Laura Morana	Interim Exec. Cnty.	Superintendent Mercer County Schools
Dr. Jianping Wang (Board Secretary) (ex-officio)	President	Mercer County Community College
<u>Alumni Representative:</u>		
Mr. Norm Glover		

**Table F.3**  
[http://www.mccc.edu/welcome\\_bot.shtml](http://www.mccc.edu/welcome_bot.shtml)

**Source: MCCC, President’s Office, Fall 2016**

## **G. Profile of Institution**

Mercer County Community College was established in 1966. It began operations in the summer of 1967 after incorporating the former Trenton Junior College and The School of Industrial Arts, an institution whose history dates from 1898. Initially housed in various rented facilities in downtown Trenton, the college moved in 1972 to a comprehensive new campus located on 290 acres adjacent to a sprawling new county park in suburban/rural West Windsor Township. Limited operations continued in Trenton until 1976, when the newly constructed Trenton Campus opened as a visible sign of the college's continuing commitment to serve the Trenton community.

### Degree and Certificate Programs

The scope of Mercer's educational offerings is among the broadest in the state of New Jersey. Through more than 70 degree programs including 3 fully online degree options, and over 30 certificate of proficiency options, students may earn an Associate in Arts (AA), Associate in Fine Arts (AFA), Associate in Science (AS) or Associate in Applied Science (AAS) degree or a Certificate of Proficiency. Unique programs including Funeral Service and Aviation continue to draw a large number of out-of-county students to Mercer. Noncredit offerings cover a wide spectrum, including customized corporate training, continuing professional education, personal interest courses, entry-level employment skills development, and adult basic education. There are also many youth-oriented year-round programs and summer camps.

**G. Credit Programs by Degree Type, Fall 2016**

**Access Programs**

English-as-a-Second Language	Non-degree Exploratory
LPN-RN Advanced Placement	Non-degree Other College
Non-degree Career Related	Non-degree Personal Development
Non-degree Dual Enrollment	Non-degree Jump Start

**AA Programs**

Communication	Liberal Arts & Sciences
Organizational	American Studies
Radio	Global Studies
Television	Humanities
Communication: Speech and Theater	Liberal Arts
Dance	Political and Legal Studies
Education	Social Science
Theatre	Women's & Gender Studies
	Liberal Arts (Online)

**AFA Programs**

Dance	Visual Arts
Photography & Digital Imaging	Art History
Theatre	Ceramics / Sculpture
	Fine Arts

**AS Programs**

Architecture	Criminal Justice: Corrections
Aviation Management	Criminal Justice: Law Enforcement
Biology	Criminal Justice: Corrections (Online)
Pre-Dentistry	Culinology
Pre-Medicine	Engineering Science
Pre-Veterinarian	Mathematics
Business Administration	Music
Global Business	Nursing (ADN)
Sports Management	Nursing Coop (St. Frances Medical Center)
Chemistry	Physics
Computer Information Systems	Plant Science
Computer Science	Occupational Therapy Assistant
Communication: New Media	

**AAS Programs**

Accounting	Funeral Service
Administrative Professional	Funeral Service Preparatory
Advertising & Graphic Design	Game Design
Building & Construction Technology	Game Programming
Automotive Technology	Health Information Technology
Aviation Customer Relations	Health Science
Aviation Flight Technology	Radiography
Business Software Applications	Heating, Refrigeration & Air Conditioning
Business Studies	Hotel, Restaurant & Institutional Management
Entrepreneurship	Illustration
Management	Laboratory Technology
Civil Engineering Technology	Medical Laboratory Technology
Computer Networking & Technology	Microcomputer Systems Administration
Culinary Arts / Pastry Arts	Ornamental Horticulture
Digital Film	Horticulture
Digital Media Arts	Floral Design
3-D Animation	Landscape Design
Multimedia	Paralegal
Web Design	Physical Therapist Assistant
Early Childhood Education/ Spec. Educ. Asst.	Radio

## Mercer County Community College Institutional Profile, 2016

Electronics Engineering Technology  
Entertainment Technology  
    Technical Theatre  
    Music Technology  
Fashion Apparel Design  
Fashion Merchandising  
Fire Science Technology

Radiography  
Respiratory Care  
Security System Technology  
Technical Studies  
Television  
Cybersecurity

### **Certificates of Proficiency**

3-D Animation  
Administrative Support  
Advanced Manufacturing Technology  
Aviation Flight Tech.–Certified Flight Instructor  
Building Construction Technology  
Catering Management  
Computer Aided Design  
Computer Science  
Computer Networking & Technology  
Database Administration  
Electronics Engineering Technology  
Engineering Science (Transfer Cert.)  
Fire Science  
    Code Enforcement  
    Officer / Administrator  
Funeral Service  
Heating, Refrigeration and Air Conditioning

Medical Office Assistant  
Microcomputer Applications  
Ornamental Horticulture  
Paralegal  
Photography & Digital Imaging  
Professional Baking  
Professional Cooking  
Small Business Employment Readiness  
Small Business Management  
Solar/Energy Technology  
Travel Agent  
Web Design  
CPA Education Compliance

#### H. Major Research and Public Service Activities

Mercer is a publicly assisted co-educational institution of higher education that provides quality programs and services at a reasonable cost. Funding is secured through state support (distributed among the various New Jersey community colleges according to enrollment), annual county allocation, student tuition and fees, and supplemental grants. The college offers associate degrees and certificates in over 70 programs. The Mercer Institute of Management and Technology Training provides a full range of customizable training for business and industries throughout the region. Similarly, the Center for Continuing Studies offers a range of non-credit programs and course offerings for the citizens of Mercer County.

With campuses in West Windsor and downtown Trenton (the state's capital), Mercer operates under a one-college philosophy that ensures equitable educational opportunities and services to all students. Full-time faculty members teach both day and evening courses at the West Windsor campus and James Kerney campus. Academic divisions and support-service departments serve students at both campuses and are responsible for day, evening and weekend students as well as those who enroll in online courses via Mercer Online.

During the 2015-2016 academic year, MCCC completed its first full year of offering a new AS degree program in Public Health. Degree program revisions were reviewed and approved for the following degree programs: Business Administration A.S.; Education A.A.; Heating, Refrigeration, Air A.A.S.; Heating, Refrigeration, Air certificate; Liberal Arts A.A.; Nursing (St. Francis Cooperative) A.S.; and, Radio A.A.S. In an effort to better serve student enrollees, the College completed conversion of its Cooperative Nursing Program curriculum from 5-week to 15-week course sequences. In addition, the college offers fully online degree programs in Liberal Arts, Criminal Justice (Corrections option) and Business Studies (Management). The College welcomed its third cohort this year in the American Honors at Mercer Program, a partnership with American Honors, designed for students interested in academic challenge and active advisement toward college completion and successful transfer. The University Center allows students to continue their studies through the Bachelor's degree with our on campus partners -- Fairleigh Dickinson University, Felician College, Rutgers University and William Paterson University. The Dual enrollment program has expanded to include four area high schools and the County Vocational Technical School's Health Science, Career Prep, Advertising Design, STEM Academy, and Culinary Arts Academy. The College also offers a number of pre-college opportunities through Youth College including federally funded TRIO Programs (Upward Bound and Educational Talent Search).

Mercer entered into several degree transfer articulation agreements with the following baccalaureate institutions during the 2015-2016 academic year: Rutgers University (Public Health); Rider University; Delaware Valley University; William Paterson University; Wilmington University; Lynn University; Rowan University; Fairleigh Dickinson University; and, The University of Lincoln – UK (Computer Science).

During the 2015-2016 academic year, Mercer County Community College was awarded a five-year (Title III) U.S. Department of Education Strengthening Institutions Program grant; a five-year U.S. Department of Education Talent Search grant; a cooperative NSF grant with William Paterson University in implementing the Robert Noyce Teacher Scholarship program; and, a Bristol-Myers Squibb Science Learning Center grant.

Mercer County Community College is a cultural hub. The Kelsey Theatre provides a full slate of musical and dramatic productions for both adults and children. The college's Art Gallery exhibits six major shows per year. A listener-supported public radio network offers classical music programming at 89.1 WWFM and a new HD-2 channel for jazz on the same frequency. Mercer hosts a series of speakers on topics of interest to the community through its Distinguished Lecture Series. The Conference Center at Mercer serves as a host location for events sponsored by regional, state and local organizations; and, finally, the Camp College offers summer enrichment programs to hundreds of children throughout the Mercer County region.

Mercer actively supports and provides global education experiences for our students, both inside and outside of the classroom and internationally. The Center for Global Opportunities was formed in August 2016. The Center will be collaboratively bringing together Semester Abroad, Travel and Learn, campus internationalization, and support for curriculum infusion in order to provide a robust global experience for Mercer students. Mercer students have many opportunities to observe, learn about, and engage the world community which has a great benefit of providing them with the tools they will need to be successful global citizens in an exceedingly interconnected world. Mercer provides study abroad opportunities for students to learn from real-world exposure to various peoples and cultures; robust ESL programming for students for whom English is not their native language; over 9 for-credit world language offerings; free online access to Rosetta Stone for any student looking to learn another language independently; and diversity and global perspective general education courses that are incorporated into all degree programs. In addition, Mercer has a



rich International Student program where approximately 125 international students from more than 50 different countries are offered F-1 visas to come to Mercer to earn Associate degrees.

Mercer is a destination site for area high school athletes seeking a first class education, intercollegiate sports participation and university college scholarship opportunities. The men's and women's soccer teams are Division I; cross-country for women is Division I. Baseball, softball, and men's and women's basketball participate in Division II and our Division III teams are men's and women's tennis and men's cross country.

While our faculty and staff are major supporters and a catalyst for the area's vibrant non-profit community, the College itself is the centerpiece of the activities for many non-profits and educational entities. Each year, the College participates in the American Heart Association Heart Walk. Our 290-acre campus is used frequently for similar walks for March of Dimes, Sudden Infant Death Syndrome (SIDS), The American Cancer Society, etc. Various non-profit or other groups use the College facilities every day of the week, and these activities are coordinated with our security personnel for the health and safety of students and community members. The College continues to house the Mercer County Police Academy and the Mercer County Fire Academy.

## I. Major Capital Projects

The following Chapter 12 projects scheduled for fiscal year 2016 were either completed or are close to completion at a total cost of approximately \$3.2 million dollars.

- 26 Classroom & Computer Labs Renovations and Upgrades - Phase II (West Windsor Campus and JKC). These included floors, ceilings, HVAC controls, IT/AV hub, and teaching stations, etc.
- Renovation of two (2) stair towers at the James Kerney Campus; Renovation of five (5) stair towers on the West Windsor campus
- Upgrade of the fire alarm system in the Business, Liberal Arts, and Communication Buildings (West Windsor Campus);
- New Construction - Trenton Hall Annex: added gallery space, multi-purpose room, additional restrooms, three (3) classrooms dedicated to Cyber Security, Security System Tech, Certified Nursing Technician, Phlebotomy and EKG.
- Installed three (3) gender-neutral restrooms
- Classroom Data & A/V Network Cabling (West Windsor & Trenton Campus)
- Under construction: ES Annex – Advanced Manufacturing Building (West Windsor Campus)
- Trenton Hall Annex Building & Furniture (Trenton Campus)
- Kerney Hall & Trenton Hall IT Connectivity (Trenton Campus)
- Kerney Hall CCTV Security Upgrade (Trenton Campus)