

# UNION COUNTY COLLEGE



## **Annual Institutional Profile FY 2017**

**September, 2017**

Union County College does not discriminate and prohibits discrimination in all of its programs and activities, as required by State and Federal law.

## Preface


Union County College is a public comprehensive community college providing quality, affordable educational programs to the greater Union County region. As the first of New Jersey's 19 community colleges, serving our community since 1933, the College currently enrolls more than 20,000 credit, non-credit and continuing education students and is accredited by the Middle States Commission on Higher Education.

Since its founding, the College has had a number of different names: Union County Junior College, Union Junior College, and Union College. In 1982, the College merged with the Union County Technical Institute, and became an open-access, public comprehensive community college with campuses in Cranford, Elizabeth, Plainfield, and locations in Scotch Plains and Rahway.

The student population is very diverse, with almost one hundred countries represented among the credit and non-credit students in 2016-17. The US Department of Education has designated the College as an Hispanic-Serving Institution.

At Union, the faculty, staff, and administration are united in the College's mission, "Transforming our community...one student at a time." On a daily basis our students are educated, encouraged, and empowered in their quest to learn and better serve the needs of the community. Just as the College was established many years ago to train jobless teachers and help them find employment, Union continues in the mission of enhancing the lives of career-minded and transfer-oriented students, "...one student at a time."

By implementing student success programs such as Operation Graduation, Project Achievement, and Inspire the Future, revitalizing student services, and improving teaching and learning, graduation rates have more than tripled in the past several years. Union will continue on this path, fulfilling our mission and serving our community. Thank you for your interest in Union and our Institutional Profile.



Dr. Margaret M. McMenamin  
President, Union County College

---

## Table of Contents

<b>A.</b>	<b>Accreditation Status</b>	<b>1</b>
	1. Institutional Accreditation	
	2. Professional Accreditation	
<b>B.</b>	<b>Number of Students Served</b>	<b>2</b>
	1. Number of Undergraduate Students by Attendance Status	
	2. Number of Graduate Students by Attendance Status (Not Applicable)	
	3. Number of Non-Credit Students Served	
	4. Number of Students (Unduplicated) Enrolled	
<b>C.</b>	<b>Characteristics of Undergraduate Students</b>	<b>3</b>
	1. Mean Math, Reading, and Writing SAT Scores (Not Applicable)	
	2. Enrollment in Remediation Courses by Subject Area	
	3. Enrollment by Race/Ethnicity, Sex and Age	
	4. Number Receiving Financial Assistance (Federal-, State- & Institution-Funded Aid Program)	
	5. Percentage of Students who are New Jersey Residents	
<b>D.</b>	<b>Student Outcomes</b>	<b>8</b>
	1. Graduation Rates	
	2. Third Semester Retention Rates	
<b>E.</b>	<b>Faculty Characteristics</b>	<b>10</b>
	1. Full-time Faculty by Race/Ethnicity, Sex and Tenure status	
	2. Percentage of Course Sections Taught by Full-time Faculty	
	3. Ratio of Full- to Part-time Faculty	
<b>F.</b>	<b>Characteristics of the Trustees or Governors</b>	<b>12</b>
	1. Trustees / Governors by Race/Ethnicity and Sex	
	2. Trustees/Governors with Titles and Affiliations	
	3. URLs of Webpage(s) with Information on Trustees/Governors	
<b>G.</b>	<b>Profile of the Institution</b>	<b>15</b>
	1. Degree and Certificate Programs	
	2. Continuing Education	
<b>H.</b>	<b>Research and Public Service Activities</b>	<b>19</b>
<b>I.</b>	<b>Major Capital Projects Underway</b>	<b>25</b>

## **A. Accreditation Status**

### **1. INSTITUTIONAL ACCREDITATION**

Union County College is accredited by the Middle States Commission on Higher Education.

### **2. PROFESSIONAL ACCREDITATION**

The following programs are accredited by professional or specialized agencies:

The Dental Assisting (CT) program, conducted jointly with Rutgers University School of Health Professions, is accredited by the Commission on Dental Accreditation.

The Dental Hygiene (AAS) program, conducted jointly with Rutgers University School of Health Professions, is accredited by the Commission on Dental Accreditation.

The Diagnostic Medical Sonography (AS) program, conducted jointly with JFK Medical Center Muhlenberg Harold B. and Dorothy A. Snyder Schools, is accredited by the Joint Review Committee on Education in Diagnostic Medical Sonography (JRC-DMS).

The Emergency Health Sciences – Paramedic (AAS) program is accredited by the Committee on Accreditation of Educational Programs for the Emergency Medical Services Professions (CoAEMSP).

The Paralegal Studies (AAS, CTA) programs are approved by the Standing Committee on Paralegals of the American Bar Association (ABA).

The Physical Therapist Assistant (AAS) program is accredited by the Commission on Accreditation in Physical Therapy Education (CAPTE).

The Practical Nursing (CT) program is accredited by the Accreditation Commission for Education in Nursing, Inc. (ACEN) and the New Jersey State Board of Nursing.

The Professional Nursing (AS) programs, conducted jointly with the Trinitas School of Nursing and JFK Medical Center Muhlenberg Harold B. and Dorothy A. Snyder Schools are cooperative nursing programs accredited by the Accreditation Commission for Education in Nursing, Inc. (ACEN) and the New Jersey State Board of Nursing.

The Radiography (AS) program, conducted jointly with JFK Medical Center Muhlenberg Harold B. and Dorothy A. Snyder Schools is accredited by the Joint Review Committee on Education in Radiologic Technology (JRCERT) and the Radiologic Technology Board of Examiners of NJ DEP (RTBE of NJ DEP).

The Respiratory Care (AS) Program, conducted jointly with Rutgers University School of Health Professions, is accredited by the Commission on Accreditation for Respiratory Care (CoARC).

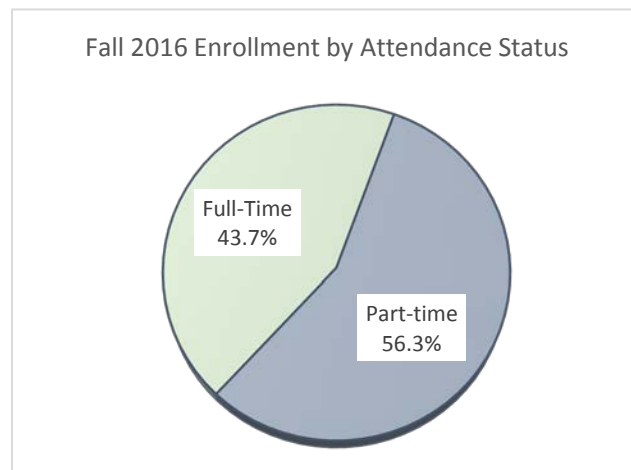
## B. Number of Students Served

### 1. NUMBER OF UNDERGRADUATE STUDENTS BY ATTENDANCE STATUS, FALL 2016:

Attendance	Headcount (N)	Percent (%)
Full-time	4,449	43.7%
Part-time	5,736	56.3%
<b>Total</b>	<b>10,185</b>	<b>100.0%</b>

Source: IPEDS Fall Enrollment Survey, 2016-17 (Census)

Union County College enrolled 10,185 degree and non-degree students in the Fall 2016 semester. Over forty percent (43.7%) enrolled on a full-time basis (12 or more credits) and more than half (56.3%) enrolled on a part-time basis (less than 12 credits).



### 2. NUMBER OF GRADUATE STUDENTS BY ATTENDANCE STATUS, FALL 2016: N/A

### 3. NUMBER OF NON-CREDIT STUDENTS SERVED, FY 2016:

Program Type	Total Number of Registrations	Unduplicated Registrations	Clock Hours <sup>1</sup>	FTE <sup>2</sup>
Open Enrollment	8,995	4,470	230,946	513
Customized Training	1,863	--	27,135	60

<sup>1</sup> Includes all registrations in any course that started on July 1, 2015 through June 30, 2016.

<sup>2</sup> FTEs were computed by converting clock hours to credit hours (by dividing by 15), then converting credit hours to FTEs (dividing by 30).

Source: SURE Non-credit Open Enrollment file and NJ IPEDS Form #31, Customized Training, FY2016.

A total of 4,470 students enrolled in non-credit continuing education courses during 2015-2016 fiscal year (FY2016). These students enrolled in 8,995 non-credit courses and completed 230,946 clock hours of instruction, representing 513 full-time equivalent students. In addition, the College provided customized training packages to 393 business clients resulting in 1,863 registrations completing 27,135 clock hours, which represents 60 full-time equivalent students.

### 4. UNDUPLICATED NUMBER OF STUDENTS ENROLLED, FY 2016:

Unduplicated Headcount	Credit Hours	FTE <sup>1</sup>
15,169	241,279	8,043

Source: IPEDS 12-month Enrollment Survey, FY2016; <sup>1</sup> FTE is computed by dividing credit hours by 30.

A total of 15,169 students enrolled in credit-bearing classes at Union County College between July 1, 2015 and June 30, 2016. These students completed a total of 241,279 credit hours, which represents 8,043 full-time equivalent students.

## C. Characteristics of Undergraduate Students

### 1. MEAN MATHEMATICS, READING AND WRITING SAT SCORES, FALL 2016 (SENIOR PUBLIC INSTITUTIONS): N/A

### 2. ENROLLMENT IN REMEDIATION COURSES BY SUBJECT AREA, FALL 2016:

#### STUDENTS ENROLLED IN AT LEAST ONE REMEDIAL COURSE

Enrollment	Number enrolled in one or more remedial courses	Total (%)
10,185	1,371	13.5%

Source: SURE Fall Enrollment File, 2016

Of the 10,185 degree- and non-degree-seeking students enrolled in credit-bearing classes in the Fall 2016 semester, 13.5% enrolled in one or more remedial courses.

#### FIRST-TIME, FULL-TIME DEGREE- AND CERTIFICATE-SEEKING STUDENTS ENROLLED IN AT LEAST ONE REMEDIAL COURSE

Enrollment	Number enrolled in one or more remedial courses	Total (%)
1,362	622	45.7%

Source: SURE Fall Enrollment File, 2016

A total of 1,362 first-time, full-time degree- and certificate-seeking students enrolled in credit-bearing classes in the Fall 2016 semester, less than half (45.7%) enrolled in one or more remedial courses.

#### FIRST-TIME, FULL-TIME DEGREE- AND CERTIFICATE-SEEKING STUDENTS ENROLLED IN AT LEAST ONE REMEDIAL COURSE BY SUBJECT AREA

Subject Area	Number Enrolled	Total (%)
Computation	0	0.0%
Algebra	294	21.6%
Reading	123	9.0%
Writing	67	4.9%
English	383	28.1%

Source: SURE Fall Enrollment File, 2016

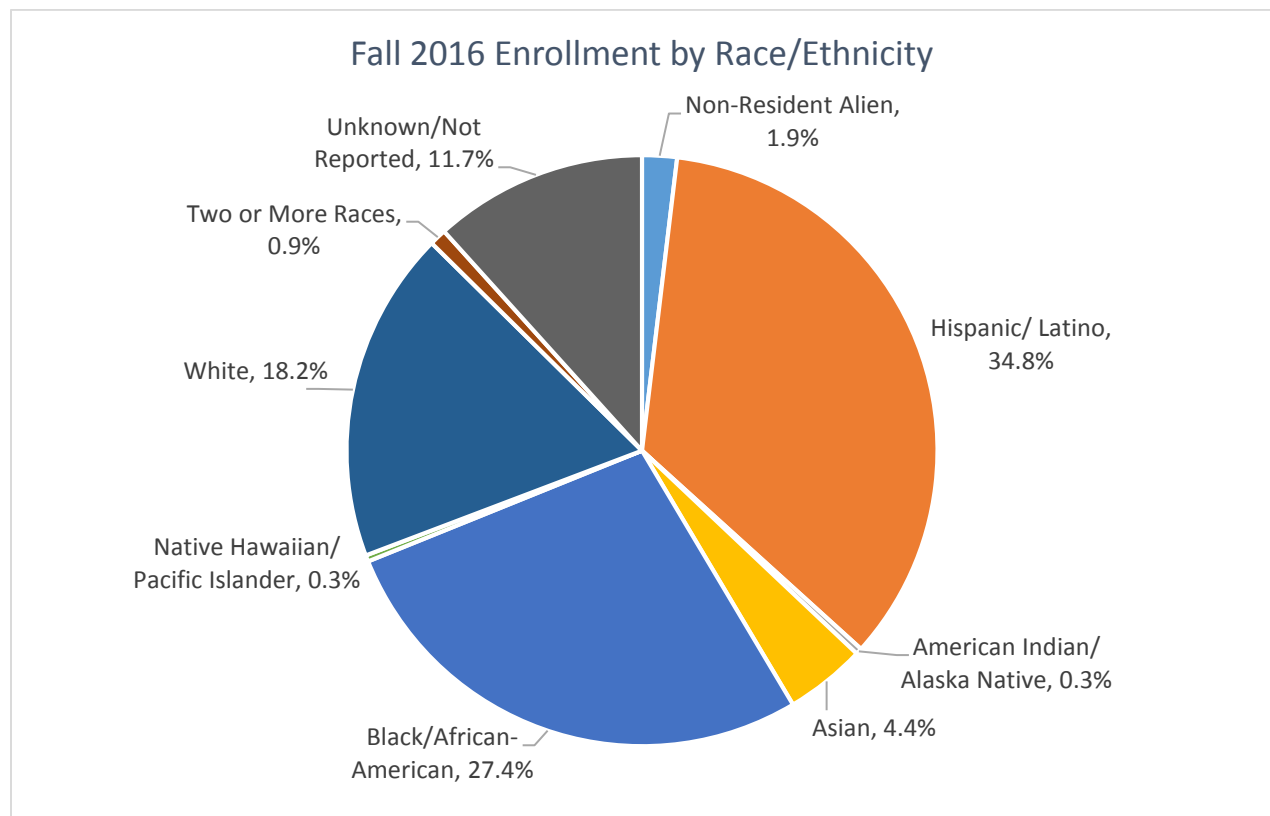
Among first-time, full-time, degree- and certificate-seeking students in the Fall 2016 semester, 21.6% enrolled in remedial algebra, 9.0% enrolled in remedial reading, 4.9% enrolled in remedial writing, and 28.1% enrolled in remedial English (a combination of reading and writing remediation). The College no longer offers a remedial computation course.

**3. CHARACTERISTICS OF UNDERGRADUATE STUDENTS BY RACE / ETHNICITY, GENDER AND AGE, FALL 2016:**

Race/Ethnicity	Full-Time	% of FT	Part-time	% of PT	Total	% of Total
Non-Resident Alien	170	3.8%	24	0.4%	194	1.9%
Hispanic/Latino	1,613	36.3%	1,932	33.7%	3,545	34.8%
American Indian/Alaska Native	13	0.3%	22	0.4%	35	0.3%
Asian	165	3.7%	284	5.0%	449	4.4%
Black or African-American	1,147	25.8%	1,646	28.7%	2,793	27.4%
Native Hawaiian/Pacific Islander	11	0.2%	24	0.4%	35	0.3%
White	717	16.1%	1,133	19.8%	1,850	18.2%
Two or More Races	50	1.1%	44	0.8%	94	0.9%
Race and Ethnicity Unknown	563	12.7%	627	10.9%	1,190	11.7%
<b>Total</b>	<b>4,449</b>	<b>100.0%</b>	<b>5,736</b>	<b>100.0%</b>	<b>10,185</b>	<b>100.0%</b>

Source: IPEDS Fall Enrollment Survey, 2016-17 (Census)

A total of 10,185 degree- and non-degree-seeking students enrolled at Union County College during the Fall 2016 semester. More than one-third (34.8%) of the student body identified as Hispanic/Latino, representing the largest racial/ethnic group at the College. The second largest racial/ethnic group at the College is represented by Black/African-American students (27.4%) followed by White students (18.2%).



## STUDENTS ENROLLED BY GENDER AND ENROLLMENT STATUS, FALL 2016

Gender	Full-Time	% of FT	Part-time	% of PT	Total	% of Total
Male	1,981	44.5%	1,888	32.9%	3,869	38.0%
Female	2,468	55.5%	3,848	67.1%	6,316	62.0%
Total	4,449	100.0%	5,736	100.0%	10,185	100.0%

Source: IPEDS Fall Enrollment Survey, 2016-17 (Census)

Female students represented over sixty percent (62.0%) of the total student body and more than half (55.5%) of the full-time enrollment. Nearly forty percent (38.0%) of the total student body were male, with more male students attending Union on a full-time basis than on a part-time basis.

## STUDENTS ENROLLED BY AGE GROUP AND ENROLLMENT STATUS, FALL 2016

Age Group	Full-Time	% of FT	Part-time	% of PT	Total	% of Total
Less-than 18	23	0.5%	77	1.3%	100	1.0%
18-19	1,697	38.1%	473	8.2%	2,170	21.3%
20-21	1,137	25.6%	795	13.9%	1,932	19.0%
22-24	589	13.2%	1,169	20.4%	1,758	17.3%
25-29	455	10.2%	1,182	20.6%	1,637	16.1%
30-34	222	5.0%	711	12.4%	933	9.2%
35-39	123	2.8%	486	8.5%	609	6.0%
40-49	130	2.9%	574	10.0%	704	6.9%
50-64	71	1.6%	246	4.3%	317	3.1%
65+	2	0.0%	23	0.4%	25	0.2%
Unknown	0	0.0%	0	0.0%	0	0.0%
Total	4,449	100.0%	5,736	100.0%	10,185	100.0%

Source: IPEDS Fall Enrollment Survey, 2016-17 (Census)

Nearly three-quarters (74.6%) of the degree- and non-degree-seeking student body at Union County College are under thirty years old. The two largest groups of full-time students are between 18-19 years old (38.1%) and 20-21 years old (25.6%). Part-time students are more likely to be a bit older with slightly over forty percent (41.0%) falling between 22 and 29 years old.



**4. NUMBER OF STUDENTS RECEIVING FINANCIAL ASSISTANCE UNDER EACH FEDERAL-, STATE- AND INSTITUTION-FUNDED AID PROGRAM, FY 2016:**

FEDERAL AID, 2015-16 AY	Recipients	Amount (Rounded)	Avg. Per Recipient (Rounded)
Pell Grants	6,824	\$ 20,663,000.	\$ 3,028.
College Work Study	138	354,000.	2,565.
Perkins Loans	0	0.	-
SEOG	1,408	293,000.	208.
Plus Loans	28	113,000.	4,036.
Stafford Loans (Subsidized)	1,781	4,467,000.	2,508.
Stafford Loans (Unsubsidized)	1,970	6,280,000.	3,188.
Smart and ACG or other	0	0.	-
STATE AID, 2015-16 AY	Recipients	Amount (Rounded)	Avg. Per Recipient (Rounded)
Tuition Aid Grant (TAG)	1,972	\$ 2,811,000.	\$ 1,425.
Educational Opportunity Fund (EOF)	287	264,000.	920.
Outstanding Scholars	0	0.	-
Distinguished Scholars	0	0.	-
Urban Scholars	7	7,000.	1,000.
NJ Stars	73	227,000.	3,110.
NJ Class Loan	11	55,000.	5,000.
INSTITUTIONAL AID, 2015-16 AY	Recipients	Amount (Rounded)	Avg. Per Recipient (Rounded)
Scholarships and Grants	802	1,280,000.	1,596.
Institutional Loans	0	0.	0.

Source: NJ IPEDS, Form 41 – Student Financial Aid Report Survey

Pell Grants represented the largest federal grant awarded to Union College students with 6,824 recipients and an average award of \$3,028 per student, Supplemental Educational Opportunity Grants (SEOG) were awarded to 1,408 students with an average award of \$208 and 138 students participated in the College Work Study program. A total of 28 students received a Plus loan, averaging \$4,036 per student, 1,781 students received subsidized Stafford Loans, with an average loan of \$2,508; and 1970 students received an unsubsidized Stafford Loan, with an average loan amount of \$3,188.

Of the state-funded financial aid programs 1,972 students received a Tuition Aid Grant (TAG), with an average award of \$1,425, accounting for the largest state grant awarded to Union County College students. A total of 287 students received support from the Educational Opportunity Fund (EOF) with an average award of \$920. Seven students were named Urban Scholars, with an average scholarship of \$1,000. Seventy-three students received the NJ Stars scholarship, with an average award of \$3,110. Eleven students received a NJ Class loan, which averaged \$5,000 per student.

At the institutional level 802 Union County College students were awarded grants or scholarships, with an average award of \$1,596 per recipient.

### 5. PERCENTAGE OF DEGREE- AND CERTIFICATE-SEEKING STUDENTS WHO ARE NEW JERSEY RESIDENTS, FALL 2016:

First-time Degree Seeking Students	New Jersey Residents	Out of State Residents	% of New Jersey Residents
1,858	1,851	7	99.6%

Source: IPEDS Fall Enrollment Survey, 2016-17 (Census)

Almost all (99.6%) of first-time, degree- and certificate-seeking students, enrolled at Union County College during the Fall 2016 semester, reside in the State of New Jersey. This figure includes first-time, full-time and first-time, part-time degree- and certificate-seeking students.

Degree- and Non-Degree Seeking Students	New Jersey Residents	Out of State Residents	% of New Jersey Residents
10,185	9,868	317	96.9%

Source: IPEDS Fall Enrollment Survey, 2016-17 (Census)

The majority (96.9%) of all degree- and certificate-seeking and non-degree-seeking students enrolled at Union County College during the Fall 2016 semester reside in the State of New Jersey. More than eighty percent (83.4%) of the student body are residents of Union County.

County	Fall 2016 (N)	% of Total (%)
Union	8,527	83.7%
Essex	555	5.4%
Middlesex	333	3.3%
Hudson	145	1.4%
Somerset	91	0.9%
Monmouth	45	0.4%
Bergen	40	0.4%
Morris	38	0.4%
Passaic	31	0.3%
Mercer	16	0.16%
Ocean	11	0.11%
Hunterdon	11	0.11%
Sussex	8	0.08%
Warren	6	0.06%
Burlington	5	0.05%
Atlantic	3	0.03%
Gloucester	2	0.02%
Cape May	1	0.01%
Camden	0	0.00%
Cumberland	0	0.00%
Salem	0	0.00%
Outside NJ	317	3.1%
TOTAL	10,185	100.0%

## D. Student Outcomes – Graduation, Retention and Transfer

### 1. GRADUATION RATES

TWO YEAR GRADUATION RATE OF THE FALL 2013 FIRST-TIME, FULL-TIME COHORT.

First-time, Full-time Cohort	Number in Cohort	Graduated within two years	Percent of Total
Fall 2013	1,737	66	3.8%

Source: IPEDS Graduation Rate Survey, 2016-17

THREE YEAR GRADUATION RATE BY RACE/ETHNICITY OF THE FALL 2013 FIRST-TIME, FULL-TIME COHORT.

Race/Ethnicity	Fall 2013 Cohort	Graduate within 150%	% of cohort within race/ethnicity
Non-Resident Alien	35	13	37.1%
Hispanic/Latino	696	119	17.1%
American Indian/Alaska Native	10	1	10.0%
Asian	45	12	26.7%
Black/African-American	494	63	12.8%
Native Hawaiian/Pacific Islander	3	0	0.0%
White	279	79	28.3%
Two or More Races	25	5	20.0%
Race and Ethnicity Unknown	150	23	15.3%
Total	1,737	315	18.1%

Source: IPEDS Graduation Rate Survey, 2016-17

TRANSFER-OUT RATE BY RACE/ETHNICITY OF THE FALL 2013 FIRST-TIME, FULL-TIME COHORT.

Race/Ethnicity	Fall 2013 Cohort	Transfer-out within 150%	% of cohort within race/ethnicity
Non-Resident Alien	35	0	0.0%
Hispanic/Latino	696	50	7.2%
American Indian/Alaska Native	10	1	10.0%
Asian	45	2	4.4%
Black/African-American	494	69	14.0%
Native Hawaiian/Pacific Islander	3	1	33.3%
White	279	33	11.8%
Two or More Races	25	6	24.0%
Race and Ethnicity Unknown	150	12	8.0%
Total	1,737	174	10.0%

Source: IPEDS Graduation Rate Survey, 2016-17

Union County College enrolled 1,737 first-time, full-time certificate- or degree-seeking students in the Fall semester of 2013. From this cohort of first-time, full-time students, a total of 315 students graduated within 150% of normal time to completion. This calculation is used to determine the College's graduation rate (18.1%).

A total of 174 students transferred to another college or university within 150% of normal time to completion. This calculation is used to determine the College's transfer-out rate (10.0%).

A student who continues studies beyond 150% of normal time to completion is known as a persister. From this same cohort, a total of 339 students continued their studies at Union County College in the subsequent semester, Fall 2016. (19.5%)

## 2. THIRD-SEMESTER RETENTION RATE

### THIRD SEMESTER RETENTION RATE OF FIRST-TIME, FULL-TIME DEGREE SEEKING STUDENTS

Full-Time		
Fall 2015 First-Time Undergraduates	Retained in Fall 2016	Retention Rate
1,460	913	62.5%

Source: IPEDS Fall Enrollment Survey, 2016-17 (Part E)

In the Fall 2015 semester, Union County College enrolled 1,460 full-time, first-time degree- and certificate-seeking students. A total of 913 students were retained in the Fall 2016 semester, representing 62.5% of the Fall 2015 cohort.

### THIRD SEMESTER RETENTION RATE OF FIRST-TIME, PART-TIME DEGREE SEEKING STUDENTS

Part-Time		
Fall 2015 First-Time, Part-Time Undergraduates	Retained in Fall 2016	Retention Rate
708	285	40.3%

Source: IPEDS Fall Enrollment Survey, 2016-17 (Part E)

Out of the 708 first-time, part-time degree- and certificate-seeking students enrolled in the Fall 2015 semester, 285 (40.3%) were retained in the Fall 2016 semester.

## E. Faculty Characteristics

### 1. FULL-TIME FACULTY BY RACE/ETHNICITY, SEX AND TENURE, FALL 2016:

Tenured	Professor		Associate Professor		Assistant Professor		All Others		Total	
	M	W	M	W	M	W	M	W	M	W
Race/Ethnicity										
Non-Resident Alien										
Hispanic/Latino			3	1	1				4	1
American Indian/Alaska Native										
Asian	4	2	1	4					5	6
Black or African-American	4	2	2	3	1	3			7	8
Native Hawaiian/Pacific Islander										
White	14	17	12	33	1	7	1	1	28	58
Two or More Races										
Race and Ethnicity Unknown										
<b>Total Tenured (N=117)</b>	<b>22</b>	<b>21</b>	<b>18</b>	<b>41</b>	<b>3</b>	<b>10</b>	<b>1</b>	<b>1</b>	<b>44</b>	<b>73</b>
Without Tenure	Professor		Associate Professor		Assistant Professor		All Others		Total	
	M	W	M	W	M	W	M	W	M	W
Race/Ethnicity										
Non-Resident Alien										
Hispanic/Latino					1		2	2	3	2
American Indian/Alaska Native										
Asian							2	2	2	2
Black or African-American								1		1
Native Hawaiian/Pacific Islander										
White			1		1		2	3	4	3
Two or More Races										
Race and Ethnicity Unknown										
<b>Total Without Tenure (N=17)</b>	<b>0</b>	<b>0</b>	<b>1</b>	<b>0</b>	<b>2</b>	<b>0</b>	<b>6</b>	<b>8</b>	<b>9</b>	<b>8</b>
Total Full-time Faculty	Professor		Associate Professor		Assistant Professor		All Others		Total	
	M	W	M	W	M	W	M	W	M	W
Race/Ethnicity										
Non-Resident Alien										
Hispanic/Latino			3	1	2		2	2	7	3
American Indian/Alaska Native										
Asian	4	2	1	4			2	2	7	8
Black or African-American	4	2	2	3	1	3		1	7	9
Native Hawaiian/Pacific Islander										
White	14	17	13	33	2	7	3	4	32	61
Two or More Races										
Race and Ethnicity Unknown										
<b>Grand Total (N=134)</b>	<b>22</b>	<b>21</b>	<b>19</b>	<b>41</b>	<b>5</b>	<b>10</b>	<b>7</b>	<b>9</b>	<b>53</b>	<b>81</b>

M=MEN, W=WOMEN

Source: IPEDS Human Resources Survey, 2016-17

More than eighty-five percent (87.3%) of Union County College's full-time faculty are tenured. Women represent over sixty percent (62.4%) of tenured full-time faculty and just over half (52.9%) of the non-tenured full-time faculty. In addition, the College employed 478 part-time instructional staff; of whom 254 (53.1%) were men and 224 (46.9%) were women.

## 2. PERCENTAGE OF COURSE SECTIONS TAUGHT BY FULL-TIME FACULTY, FALL 2016:

Number of Course Sections	Taught by Full-time Faculty		Taught by Part-time Faculty		Taught by Others*	
	N	%	N	%	N	%
1,312	570	43.4%	718	54.7%	24	1.8%

\* "Taught by Others" are Full-time Administrators.

Source: TIC Report, Fall 2016

Over forty percent (43.4%) of course sections were taught by full-time faculty. Course sections taught by part-time faculty accounted for over half (54.7%) of the total number of sections offered during the Fall 2016 semester. An additional two percent of course sections (1.8%) were taught by others, including administrators.

## 3. RATIO OF FULL- TO PART-TIME FACULTY, FALL 2016:

Full-time Faculty		Part-time Faculty		Total	
N	%	N	%	N	%
134	21.9%	478	78.1%	612	100.0%

Source: IPEDS Human Resources Survey, 2016-17

Of the 612 faculty and instructional staff, who taught courses in the Fall 2016 semester, 134 (21.9%) were full-time and 478 (78.1%) were part-time instructional staff.

## F. Characteristics of the Trustees and Governors

### 1.1 CHARACTERISTICS OF THE BOARD OF TRUSTEES BY RACE/ETHNICITY AND GENDER:

Gender	Hispanic/ Latino	American Indian/ Alaska Native	Asian	Black/ African- American	Native Hawaiian/ Pac. Island	White	Two or More	Total
Male	1	-	-	1	-	4	-	6
Female	2	-	-	1	-	1	1	5
Total	3	-	-	2	-	5	1	11

### 2.1 LIST OF THE TRUSTEES WITH TITLES AND AFFILIATIONS:

Mr. Victor M. Richel Chairperson	President and CEO, Richel Family Foundation
Mr. Frank A. Bolden, Esq. Vice-Chairperson	Vice President (Retired), Johnson & Johnson
Mr. Lawrence D. Bashe	Managing Director (Retired), Raymond James & Associates, Inc.
Mr. George A. Castro, II	President and CEO, Atlantic Real Estate Pros, Inc.
Mr. Daniel J. Connolly, CPA	Managing Director, Connolly & Co., P.C.
Mr. Edward J. Hobbie, Esq.	Attorney at Law, Hobbie & Hobbie, L.L.C.
Ms. Cherron P. Rountree	Business Administrator, City of Rahway, New Jersey
Ms. Marlenes Teixeira	Vice Principal, Charles J. Hudson School, Elizabeth Public Schools
Dr. Karen Young-Thomas	CEO, Marion P. Thomas Charter School
Ms. Mary M. Zimmermann	Civic Leader
Ms. Gianella Salinas	Student Representative, Union County College Alumna

#### Ex-Officio

Dr. Margaret M. McMenemy	College President, Union County College
--------------------------	---

#### Legal Counsel

Mr. Michael M. Horn, Esq.	Attorney at Law, McCarter & English, L.L.P.
---------------------------	---

**1.2 CHARACTERISTICS OF THE BOARD OF GOVERNORS BY RACE/ETHNICITY AND GENDER:**

Gender	Hispanic/ Latino	American Indian/ Alaska Native	Asian	Black/ African- American	Native Hawaiian/ Pac. Island	White	Two or More	Total
Male	-	-	-	-	-	16	-	16
Female	4	-	-	2	-	2	-	8
Total	4	-	-	2	-	18	-	24

**2.2 LIST OF THE BOARD OF GOVERNORS WITH TITLES AND AFFILIATIONS:**

Ms. Elizabeth Garcia, P.E. Chairperson	Engineer (Retired) Infineum USA LP/Exxon Chemical Company
Mr. Edward J. Hobbie, Esq. Vice-Chairperson	Attorney at Law, Hobbie & Hobbie, L.L.C.
Ms. Melinda Ayala	President, Union County College Alumni Association
Mr. Lawrence D. Bashe	Managing Director (Retired), Raymond James & Associates, Inc.
Ms. Nancy J. Benz	Licensed Professional Counselor, Private Practice
Mr. Henry C. Dickson, CFA	Publisher, TAPinto Springfield
Ms. Tamecka M. Dixon	Owner, Avis Car Rental, Westfield, NJ Former Professional Basketball Player, WNBA
Ms. Susan D. Hairston	Operations and Administration Management Consultant
Mr. Alan M. Haveson	Business Consultant
Mr. Stephen F. Hehl, Esq.	Attorney at Law, Hehl & Hehl, P.C.
Ms. Donna M. Herran	Vice-President ILEU (Retired), Exxon/Infineum Alumni Association Representative, Union County College
Mr. Harvey Hirschfeld	President and Director, Plaintiff Funding Holding Inc.
Mr. Gary S. Horan, FACHE	President and CEO, Trinitas Regional Medical Center
Mr. Jeffrey H. Katz, Esq.	Principal Wireless Solutions Architect, PSEG Services Corporation Attorney at Law, Law Offices of Jeffrey H. Katz
Mr. Chester Lobrow	Owner, Severyn Fur Salon
Mr. Brian MacLean	Vice President of Operations, Elizabethtown Gas



2.2 LIST OF THE BOARD OF GOVERNORS WITH TITLES AND AFFILIATIONS (CONTINUED):

Mr. Richard J. Malcolm	Business Agent, President, Trustee, Iron Workers Local #11
Mr. J. Anthony Manger, Esq.	Attorney at Law, Principal in J. Anthony Manger Attorney at Law
Ms. Ada McGuinness	Vice President/Director of Community Development, Investors Bank
Mr. Carl J. Napor	Retired, Napor Graf Marketing Group
Mr. Francis Raudelunas	Manager, Ingredimax
Mr. Victor M. Richel	President and CEO, Richel Family Foundation
Mr. Allan L. Weisberg	Vice President (Retired), Johnson & Johnson
Ms. Mary M. Zimmermann	Civic Leader

## Ex-Officio

Dr. Margaret M. McMenamin    College President, Union County College

3. URL OF THE WEBPAGES WITH INFORMATION ON TRUSTEES/GOVERNORS:

<https://www.ucc.edu/discover-union/trusteesandgovernors/board-members/>

## G. Profile of the Institution

### 1. DEGREE AND CERTIFICATE PROGRAMS, FY 2017

#### ASSOCIATE IN ARTS

- American Studies, option through Liberal Arts
- Business
- Communications
- Early Childhood Elementary Education, option through Liberal Arts
- Education, option through Liberal Arts
- English
- Graphic Design, option through Liberal Arts
- History
- Journalism and Public Relations, option through Communications
- Liberal Arts
- Media, option through Communications
- Music and Theater, option through Communications
- Psychology, option through Liberal Arts
- Public Administration, option through Business
- Sociology, option through Liberal Arts
- Visual Arts, option through Liberal Arts

#### ASSOCIATE IN SCIENCE

- American Sign Language and Deaf Studies
- Architecture, option through Engineering
- Biology
- Chemistry
- Computer Information Systems and Technology
- Computer Science
- Computer Science, option through Engineering
- Criminal Justice
- Cybersecurity, option through Mathematics
- Engineering
- Health Science
- Liberal Studies
- Mathematics
- Mathematics Education, option through Mathematics
- Paralegal Studies
- Social Services
- Sustainability Science, option through Engineering

ASSOCIATE IN SCIENCE (continued)

- Nursing, with Trinitas School of Nursing
- Nursing, with JFK Medical Center Muhlenberg Harold B. and Dorothy Snyder Schools
- Psychosocial Rehabilitation & Treatment, with Rutgers University School of Health Professions
- Amplified Radiography , with JFK Medical Center Muhlenberg Harold B. and Dorothy Snyder Schools
- Respiratory Care, with Rutgers University School of Health Professions
- Diagnostic Medical Sonography, with JFK Medical Center Muhlenberg Harold B. and Dorothy Snyder Schools

ASSOCIATE IN APPLIED SCIENCE

- Accounting
- Automotive Technology
- Business Management
- Business Marketing
- Dental Hygiene, with Rutgers University School of Health Professions
- Electronics/Electromechanical Engineering Technology
- Fire Science Technology
- Game Design Development
- Hotel, Restaurant and Tourism Management
- Paramedic, Emergency Health Science
- Physical Therapist Assistant
- Sport Management
- Technical Studies

CERTIFICATE

- American Sign Language and Deaf Studies
- Audio Production
- Criminal Justice
- Dental Assisting, with Rutgers University School of Health Professions
- Emergency Medical Studies
- Interpreting Spoken Language
- Liberal Studies
- Photovoltaic (PV)
- Practical Nursing

CERTIFICATE OF ACHIEVEMENT

- CAD – CAM
- Educational Interpreter Program (EIP)
- Emergency Medical Studies
- Office Professional
- Paralegal Studies

2. CONTINUING EDUCATION, FY 2017

- **BUSINESS AND MANAGEMENT**
- Accounting
- Administrative Assistant
- Bookkeeping
- Business
  - Change Management
  - Lean Six Sigma
- Communications and Style
- Human Resources
- Management
- Mobile Marketing
- Project Management
- **CAREER DEVELOPMENT**
- **CHILD CARE**
- CDA Portfolio Preparation
- **COMMERCIAL DRIVER TRAINING**
- **COMPUTER TRAINING**
- Computer Fundamentals for the Beginner
- Financial Software
- Graphic Arts
- Google Drive
- Information Technology
  - A+ Service Technician
  - Cisco Networking
  - CompTIA Network+
- iCloud
- Microsoft Office Software
- Social Media and Special Interest Classes
- Data Science Professional
- **CONSTRUCTION**
- Uniform Construction Code
- Fire Code
- **DESIGN**
- Floral Design
- Interior Design
- **EDUCATION**
- NPTNJ Alternate Route Teacher Preparation
- Introduction to Teaching 24-Hour Program
- Praxis Examination Review
- Online Teaching Certification Course
- Substitute Teacher Specialist
- **ELECTRONICS**
- **EVENT PLANNING**
- **FACILITY MANAGEMENT**
- **FITNESS CAREERS**
- Personal Trainer National Certification
- Training Classes for Personal Trainers
- **HEALTHCARE CAREERS**
- CPR Classes
- EKG Technician
- Emergency Medical Technician
- Medical Billing and Coding Professional
- Medical Transcription
- Patient Care Technician
- Pharmacy Technician
- Phlebotomy Technician
- **HOSPITALITY**
- ServSafe
- **INTERNATIONAL TRADE**
- U.S. Customs Broker Test Preparation
- **ONLINE LEARNING**
- **PROJECT MANAGEMENT PROFESSIONAL (PMP)**
- **REAL ESTATE**
- **SECURITY: SECURITY OFFICERS REGISTRATION ACT (SORA)**
- **SIGN LANGUAGE**
- **TRANSPORTATION, LOGISTICS AND DISTRIBUTION**
- Commercial Driver Training
- Logistics
- Supply Chain Management
- **VOICE OVERS**
- **TEST PREPARATION**
- GED Preparation Courses
- Praxis Preparation Courses

**2. CONTINUING EDUCATION, FY 2017 (continued)****LEISURE AND PERSONAL DEVELOPMENT**

- Animal Care
- Art
- Computers and Technology
- CPR
- Defensive Driving
- Foreign Language
- Health and Fitness
- Knit and Crochet
- Music
- Personal Finance
- Personal Wellness
- Photography
- Reading and Writing
- Social Networking
- Special Interest

**SENIOR SCHOLAR PROGRAM**

- Arts
- Computers and Technology
- Dance
- Fitness
- Photography
- Special Interest

**YOUTH PROGRAMS**

- Ages 11- 13
- Ages 14 and over

**ENGLISH AS A SECOND LANGUAGE (ESL)****CURSOS EN ESPAÑOL**

## H. Research and Public Service Activities

**Dr. Mandana Ahsani** was a Co-Facilitator at the Middle States Self Study Institute.

Adjunct Faculty **Joe Alfano** and **James Berthold** both served as volunteer EMTs and held leadership positions with their local volunteer first aid and/or fire department.

**Dr. Lenard Anyanwu** served as coordinator for the Diaspora Group Health Missions to Rural Areas in Nigeria, as Advisory Consultant for Quality Matters, as Chairman of the Economic Development Commission for the Okigwe Provincial World Assembly (OPWA), and as National President of the Obowu Development Union (ODUUS), North American Federation. He published a *Case Study: Reversed Class Testing of Connect Economics with SmartBook*, McGraw-Hill Publishing, 2017.

Professor **John Arezzi** worked with the Criminal Justice Club to collect and donate supplies to our military Operation Shoebox.

**Dr. Wendy Barnes-Thomassen** made a presentation entitled “*Arise and Come Together: Southern Idiom in CD Wright’s Poetics of American Protest*,” at the Northeast Modern Language Association conference. Her art review “*Raymond Pettibon, ‘A Pen of All Work,’ New Museum, New York, NY*” was published by Frog Magazine, Paris, and her poem “*The Revenant Quarrels with Weather*” was published by the online literary magazine *storySouth*.

Assistant Dean **Carlos Barrezueta** assisted in the organization of the Association of Latino Professionals for America (ALPFA) event. He served as a member of the Yale Law School Association (YLSA), NYC steering committee.

**Dr. Carol Biederstadt** earned her D.Litt. degree from Drew University. She also made a presentation entitled “*Chaucer and the Irish Witch*,” at NJCEA Annual Conference at Seton Hall University.

Library Assistant **Ms. Mary E. Brosnan** served as a Trustee for the Metuchen Education Foundation.

Librarian **Ms. Elsa Bruguier** served at the Elvin McDonald Horticultural Library, Deep Cut Gardens, and at the NJLA- College and University Section, Job Shadowing program.

The **CEWD** staff and students participated in the City of Elizabeth and the NJ Clean Communities Council’s Earth Day Event – “Slam Dunk the Junk” and were presented with the *Golden Broom* award.

**Dr. Susannah Chewing** was a Habitat for Humanity volunteer for Greater Plainfield and Middlesex County.

Assistant Dean **Nicole Cippoletti** was a member of the New Jersey Space Grant Consortium. She was also a Summer Fellowship Applicant reviewer of the New Jersey Space Grant Consortium (NASA) and a FIRST Grant reviewer.

Professor **Michele Cislo** served as a member of Union County Mental Health Advisory Board and Union County Medical Corps.

**Dr. Elise Donovan** presented on Guided Pathways at the NJCCC Best Practices Conference.

**Dr. Mahua De** presented “*Discovery Through Writing: The Research Paper in the Second Language Classroom*” at the Two-Year College English Association Northeast (TYCA NE).

**Dr. Tracy Felton** was a research mentor of two students for the New Jersey Space Grant Consortium. She was a member of the Piscataway School District Curriculum Committee, and head coach in the New Jersey Orators program for Piscataway Chapter 1.

**Dr. Barbara Gaba** became President of Atlantic-Cape Community College.

Professor **Maureen Greenbaum** participated in the Lighthouse for Computer Science CC online course (Beta Test), Increasing Diversity in Computer Science.

Professor **Patricia Green-Douglas** volunteered at the Community Food Bank of NJ.

Professor **Toby Grodner** volunteered with the Jersey City Youth Foundation and advised in the grant award process to help empower Jersey City low-income youth.

**Dr. Carol Healy** administered flu vaccines with practical nursing students at the Plainfield Senior Center Flu Clinic.

**Ms. Elda Hernandez** served as a volunteer during an Earth Day event at Liberty State Park, cleaning up the park.

**Dr. Lisa Hiscano** was a board member of the Greater Elizabeth Chamber of Commerce, Chair of the New Jersey Business and Industry Association (NJBIA) Union County Employer Legislative Committee, member of Union County Means Business Advisory Committee, Union County Women Mean Business Planning Committee, and served as a Girl Scout troop leader.

**Dr. Elizabeth Hawthorne** was a *Distinguished Member* award recipient of the Association for Computing Machinery (ACM), and served as chair of the Committee for Computing Education in Community Colleges.

Professor **George Hildrew**'s book “*Storyville*” was published with 50 drawings by Hildrew and accompanying poems by Richard Milazzo.

**Dr. Valerae Hurley** served as a Temporary Emergency Room volunteer at Brick Memorial Hospital and as a Thanksgiving Day volunteer with Meals on Wheels at Brick Epiphany Church.

**Dr. Gina Kabak** volunteered at Elijah Promise Soup Kitchen in New Brunswick and at the Lakeview School for Disabilities.

Professor **Dimitry Kupis** was a member of the Engineering Summit Organization, Microsoft IT Advisory Council, and the Video Game Voters Network Advisory Board. He volunteered with the Bayonne Adult Medical Day Care Center and The Ukrainian Museum.

Assistant Dean **Sara Lacagnino** volunteered for the YWCA STEP Professional Clothing Drive, gathering and donating professional clothes, shoes and accessories.

**Dr. Denise Lagos** volunteered in the Leukemia and Lymphoma Society and served as a Judge for Saint George's Oratorical Festival in Clifton, NJ.

Professor **Zhen Li** volunteered in the summer camp of the Buddhist Association of the United States and participated in the Multiple System Atrophy (MSA) NJ Event.

Our **Chief Academic Officer, Dr. Maris Lown**, served on the Board of NJEDGE, Hackensack Meridian Home Care Board, and Meridian Professional Care Committee.

Professor **Marci MacGregor** presented "*Guided Pathways in the Student Success Course*" with **Dr. Melissa Sande** at the NJCCC 2017 Best Practices Conference.

**Ms. Karen Malnati** volunteered at the Interfaith Hospitality Network and at Friends of the Summit Public Library.

Professor **Toby Marx** served on the planning committee for the Union and Essex Alzheimer's Caregiver Conference. She was a member of the Union County Division on Aging Advisory Council.

Professor **Katherine Mastrantonio** made a presentation on "*Best Practices in the Humanities*" at a professional development workshop.

Librarian **Alice Mateychak** volunteered at Friends of Fanwood Library.

**Dr. Marie McAndrew** volunteered for the Girl Scouts of America.

Professor **Derek McConnell** served as a Baseball Coach for the Bedford-Pound Ridge Baseball Association.

**Dr. Kessler McCoy-Simandle** spoke at the Gordon Research Seminar on Phagocytes. Her article "*Madagascar Hissing Cockroach, a Vector for Microorganisms*" with V. Guzik, H., was published by the National Association of Biology Teachers.

Professor **Susan McLoughlin** was a leader of the M14 4-H Club of Monmouth County.

**Dr. Margaret McMenamin** served as a Commissioner and Vice Chair of the Middle States Commission on Higher Education, the American Association of Community Colleges' Presidents Academy Executive Committee, the International Commission for the Hispanic Association of Colleges and Universities (HACU), and the National Junior College Athletic Association (NJCAA) Executive Committee.



**Ms. Phyllis Mirabella** served on the Union County Commission on the Status of Women, and as senior counselor at a leadership training conference with the New Jersey Association of Student Councils.

Professor **Sophia Mitra** presented a paper on “*Communicating Social Problems Through Music Videos*” at the Two-Year College English Association NorthEast (TYCA) Conference, and served as Cultural Secretary of *Sreeshti*, a non-profit serving the Bengali sub-community of New Jersey.

**Dr. Marie Montes-Matias** was a member representative of Union on the NJ Sea Grant Consortium.

**Professor Michael Murphy** served as Festival Assistant for the *Geraldine R. Dodge Poetry Festival*.

**Dr. Melinda Norelli** received the 2016 *John and Suanne Roueche Excellence Award*, and worked with the Student Government Association to help the Community Foodbank of NJ and Toys for Tots.

Professor **Adrian Novio** served on the Cambridge Park Playground Committee.

Professor **Christiana Nwachukwu** organized the practical nursing student Thanksgiving turkey packages for the Plainfield Salvation Army and facilitated the practical nursing 2017 graduating class hand painting auction and raffle that donated \$555 to the Union County College Foundation.

**Dr. Igor Oksov** served on the Board of Trustees of the NJ Sea Grant Consortium.

**Dr. Thomas Ombrello** was recognized for Union County College’s Historic Tree Project’s activities by: Bernard’s Township, NJ, and Union County’s Board of Chosen Freeholders. He conducted tours of the College’s Historic Tree Grove and maintained a web page with plant information.

**Dr. Phillip Papas** gave a lecture on “*The Life of General Charles Lee*” at the Van Horne House for the Heritage Trail Association, Bridgewater, NJ, and World War I Centennial Lecture at the Staten Island Museum.

**Ms. Nicole Paternoster** served as an adult literacy volunteer with NJ Literacy and led a toy drive/clothing drive for Newark Renaissance House.

Academic Specialist **Rosangela Perez** was named Hudson County Latina Teacher of the Year.

The **Phi Theta Kappa** team received several awards, including the *Distinguished Advisor Team Award*, the *Horizon Advisor Award*, and the *Paragon Advisor Award* for Professor **Katy Cedano**, **Dr. Rama Lohani-Chase**, and Professor **Roberto Garcia**.

**Dr. Bernard Polnariiev** was the recipient of the 2016 NASPA Region II, *Community College Professional of the Year* award. Additionally, he served as co-editor of a book: Levy, M. A. & Polnariiev, B. A. *Academic and Student Affairs in Collaboration: Creating a Culture of Student Success*.

Professor **Howard Pomann** presented at the NJ TESOL/NJBE Conference on “Improving Editing Skills through Grammar Journals.”

Professor **Marc Postiglione** assisted the Division with the business case study at Rutgers Newark.

**Ms. Elizabeth Ramos**, Professor **Michele Rotunda** and **Dr. Melissa Sande** received the 2017 *Dr. Richard F. and Barbara Neblett Prize for Educational Excellence in Teaching & Learning*.

**Dr. Lester Rapalo Sandres** participated in the New Jersey State Chamber of Commerce Annual Walk to Washington and Congressional Dinner.

**Ms. Beth Ritter-Guth** received the 2016 *Charles McMickle Award for Innovation, NJEdge*, the 2017 *Innovator of the Year, League of Innovation*. She was a reviewer for the *Journal of Online Learning and Teaching*, the US Department of Labor, and Quality Matters.

**Mr. Isaias Rivera** served on the Planning Board for the city of Elizabeth.

Professor **Patricia Rodihan** served on the New Jersey Institute of Technology and Kean University's Computer Technology Advisory Board.

**Dr. Cynthia Roemer** served in MSA NJ (Multiple System Atrophy) as Founder & President, in the MSA Coalition – Board of Directors, and in the MSA Shoe – Board of Directors.

Professor **Beth Rothman** served as President and founder of Physical Therapy Beyond Boundaries. She was an advocate of science for the Susan B. Komen organization and a speaker at a kick-off breakfast for the American Cancer Society *Making Strides against Breast Cancer* walk.

Professor **Michele Rotunda** served as a judge on New Jersey History Day and was an organizer/panelist at the Northeast Regional Conference for History Educators. She presented: *Making History: Ralph A. Villani and the Italian-American Community in Newark*, New Jersey Forum and *Unintended Consequences: Delirium Tremens as a Defense to Murder*, American Historical Association.

**Dr. Melissa Sande** presented “Guided Pathways in the Student Success Course and First Year Seminar” at the NJCCC 2017 Best Practices Conference with Professor **Marci McGregor**.

Professor **Karen Schmidt** was a member of the United States Naval Academy Foundation.

**Ms. Gretchen Schulthes** published an article: Cholewa, B., Schulthes, G., Hull, M. F., Bailey, B. J., & Brown, J. (2017) *Building on What Works: Supporting Underprepared Students through a Low-Cost Counseling Intervention*. *Journal of Student Affairs Research and Practice*.

Professor **Laurie Sheldon** was a delegate to New Jersey EMS Council – 2<sup>nd</sup> District and was Assistant Captain and Training Officer for the Clark Volunteer Emergency Squad.

**Ms. Raenisha Smith** served in the New Brunswick Democratic Party and coordinated the NJ Bulldogs “Shoot Your Shot Tournament.”

Professor **Donna Sonsiadek** participated in vaccinations with practical nursing students at the Plainfield Senior Center Flu Clinic.

Professor **Nan Statton** served at The Lavy House, A Senior Resource Center (Westfield, NJ).

Professor **Dori Vicente** served on the Union County Vocational-Technical Schools Advisory Board.

**Ms. Meghan Walsh** volunteered with the Cranford Fund for Educational Excellence, with the Hance Family Foundation as a facilitator of the *Beautiful Me* program, and served as a board member of Mothers on a Mission.

## **I. Major Capital Projects Underway in Fiscal Year 2017**

During the 2016-17 Fiscal Year, the following capital projects and improvements were undertaken at Union County College.

### **CRANFORD CAMPUS**

The Student Development Building welcomed students in the fall of 2016, providing them with a state-of-the-art “One Stop” Center, thirteen new classrooms and administrative offices. With the completion of this building, an office suite in the Nomahegan building that formerly housed advising and counseling became vacant as the staff relocated to their new space. The Nomahegan office space was renovated using internal maintenance staff into a multi-purpose conference center, which serves large group meetings and conferences, as well as Board of Trustee events.

Phase II of the Closed Circuit Television (CCTV) project was completed, providing broader coverage and oversight of the exterior portions of the Cranford campus and parking lot #1.

The fire alarm system replacement was completed, permitting voice communications throughout the buildings on the Cranford campus.

The College completed a number of HVAC replacement projects on the Cranford campus during the year. The Science Building received a complete \$1.6 million HVAC upgrade that included all classrooms, preparation rooms, and offices. The Main Data Frame serving the IT Department received two new Liebert HVAC units installed in a redundant array to ensure consistent cooling of the College’s network servers and distribution equipment. Additionally, two rooftop units were replaced with similar units on the MacDonald Administration building.

### **ELIZABETH CAMPUS**

Renovation continues on the first floor and lower level of the Lessner Building in Elizabeth. The second phase of this renovation project includes an addition along the W. Jersey Street frontage of the building.

### **PLAINFIELD CAMPUS**

The College celebrated the re-opening of the Annex Building in August of 2016. This renovated building is home to an information commons, library, cafeteria, and bookstore on the first floor. Faculty offices are located on the second floor. The Logos Building was also completed in August of 2016. The renovation of the lower level space within Logos has been repurposed for academic programs including a larger Physical Therapist Assistant classroom, as well as an office and classroom for Continuing Education and Workforce Development.

Finalization of plans for the renovation of Phase II of the Health Sciences Center is underway. This additional space will provide more regular and computer classrooms on the Plainfield Campus including new Physical and Respiratory Therapist labs and an expanded EMT / Paramedic classroom space.

Design of the Sub-surface Water Detention project is in the final approval stage. Besides a state of the art underground rain water detention system to assist with flood control, this project will provide an additional 100 parking spaces on the Plainfield Campus as well as incorporate new signage, landscaping and streetscape.