

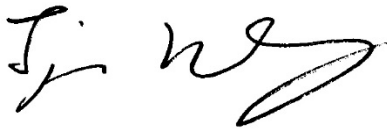
**Mercer County Community College
Institutional Profile, 2018**

	<u>Page(s)</u>
I. Table of Contents	1
Preface	2
II. Accreditation Status	
A. Institutional Accreditations	3
Professional Accreditations	3
B. 1. Number of undergraduates by attendance status	4
3. Number of non-credit students served	4
4. Unduplicated number of students for entire academic	4
C. Characteristics of Undergraduate Students	
2: Remediation/Development Education	5
3.a: Undergraduate Enrollment by Race/Ethnicity – Summary and Graph	6
3.b: Undergraduate Enrollment by Gender – Summary and Graph	7
3.c: Undergraduate Enrollment by Age – Summary and Graph	8
4: Financial Aid from State-funded Programs	9
5: Undergraduate Enrollment by State of Residence	9
D. Student Outcomes	
1.b: Two-Year Graduation Rate of Fall 2014 Full-time First-time Degree/Certificate Seeking Students	10
1.c: Three-Year Graduation and Transfer Rates of Fall 2014 Full-time First-time Degree/Certificate Seeking Students by Race/Ethnicity	10
2.a: Third Semester Retention of First-time Undergraduates, Fall 2014 to Fall 2015	10
E. Faculty Characteristics	
1: Full-time Faculty by Race/Ethnicity, Gender and Academic Rank Fall 2017	11
2: Percentage of Course Sections Taught by Full-Time Faculty, Fall 2017	11
3: Ratio of Full- to Part-time Faculty, Fall 2017	11
F. Characteristics of the Trustees	
1: Race/Ethnicity and Gender of the Members of the Board of Trustees	12
2: Members of the Board of Trustees	12
3: URL of Web site for Board of Trustees	12
G. Profile of the Institution	13
Degree and Certificate Programs	13
List of Credit Programs by Degree Type	14-15
H. Major Research and Public Service Activities	16
I. Major Capital Projects	19

Preface

Attached herewith is the 2018 Institutional Profile for Mercer County Community College.

This information provides a snapshot of the state of our institution.



Dr. Jianping Wang

President

A. Accreditation Status

Institutional Accreditations

Mercer County Community College was first accredited by Middle States Commission on Higher Education in 1967. Its accreditation was last reaffirmed on June 23, 2016. The next evaluation review and visit is scheduled for 2022-2023.

Professional Accreditations

- The New Jersey Board of Nursing approves and the Accreditation Commission for Education in Nursing (ACEN) accredits the college's Associate Degree Nursing program.
- The Radiography program is accredited by the Joint Review Committee on Education in Radiologic Technology (JRCERT) and approved by the New Jersey Radiologic Technology Board of Examiners.
- The Medical Laboratory Technology program is accredited by the National Accrediting Agency of Clinical Laboratory Sciences (NAACLS).
- The Commission on Accreditation in Physical Therapist Education (CAPTE) of the American Physical Therapy Education has given accreditation to the Physical Therapist Assistant program.
- The American Bar Association (ABA) accredits the Legal Assistant program.
- The American Board of Funeral Service Education (ABFSE) accredits the Funeral Services program.
- Mercer's Aviation Flight Technology program became the first two-year aviation program in the nation to be accredited by the Aviation Accreditation Board International (AABI).

Mercer
Table II.B.1:
Undergraduate Credit Enrollment by Attendance Status, Fall 2017

<u>Full-time</u>	<u>Part-time</u>		<u>Total</u>
<u>Num</u>	<u>Pct</u>	<u>Num</u>	<u>Pct</u>
2,779	36.4%	4,851	63.6%
		7,630	

Source: IPEDS Fall Enrollment Survey

Mercer
Table II.B.3:
Non-Credit Enrollment, FY 2017

	<u>Total Number of Registrations¹</u>	<u>Unduplicated Headcount</u>	<u>Total Clock Hours (One Clock Hour = 60 minutes)</u>	<u>Total FTEs²</u>
Open Enrollment	10,338	3,719	190,263	423
Customized Training	2,996		27,613	61

¹Includes all registrations in any course that started on July 1, 2016, through June 30, 2017

²FTEs were computed by converting clock hours to credit hours (by dividing by 15), then converting credit hours to FTEs (dividing by 30).

Source: SURE Non-credit Open Enrollment file and NJ IPEDS Form #31, Customized Training.

Mercer
Table II.B.4:
Unduplicated Enrollment, FY 2017

<u>Headcount Enrollment</u>	<u>Credit Hours</u>	<u>FTE</u>
10,884	151,932	5,064

Source: IPEDS 12-Month Enrollment Survey

Mercer

II.C.2 REMEDIATION / DEVELOPMENT EDUCATION

- 1 **Name of basic skills placement test administered and criteria (if any) for selecting test takers in Fall 2016**

Accuplacer

- 2 **Total number of undergraduate students enrolled in Fall 2017**

Total Fall 2016 Undergraduate enrollment	Number of students enrolled in one or more remedial courses	% of total
7,630	1,447	19.0%

Total enrollment = includes all students, FT, PT, returning, transfers, etc.

- 3 **Total number of First-time, Full-time (FTFT) matriculated students enrolled in remediation in Fall 2017**

Total number of FTFT Students	No. of FTFT students enrolled in one or more remedial courses	% of Total
967	442	45.7%

- 4 **First-time, Full-time matriculated students (FTFT) enrolled in remediation in Fall 2017 by subject area.**

Subject area	No. enrolled	% of all FTFT enrolled in:
Reading	255	26.4%
Writing	236	24.4%
Math Computation	279	28.9%
Elem. Algebra	125	12.9%

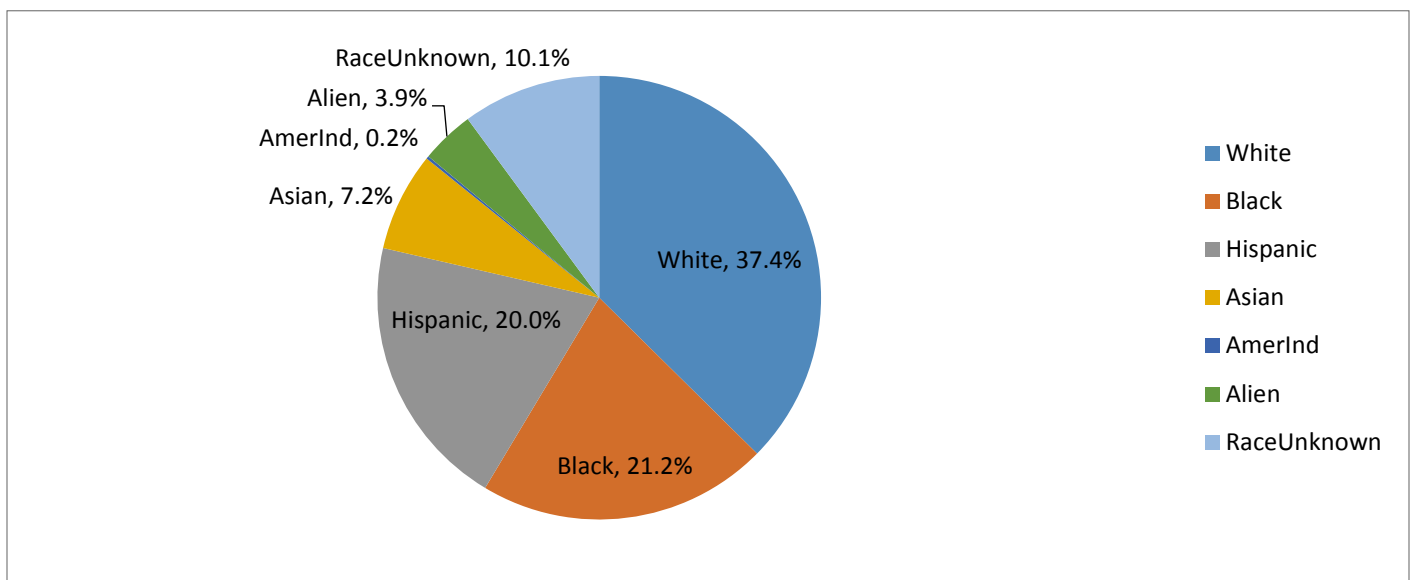
Source: SURE Fall Enrollment File

Mercer
Table II.C.3.a:
Undergraduate Enrollment by Race/Ethnicity, Fall 2017

	<u>White</u>		<u>Black</u>		<u>Hispanic</u>		<u>Asian*</u>		<u>Amer.Ind.</u>		<u>Alien</u>		<u>Race Unknown*</u>		<u>Total</u>	
	<u>Num</u>	<u>Pct</u>	<u>Num</u>	<u>Pct</u>	<u>Num</u>	<u>Pct</u>	<u>Num</u>	<u>Pct</u>	<u>Num</u>	<u>Pct</u>	<u>Num</u>	<u>Pct</u>	<u>Num</u>	<u>Pct</u>	<u>Num</u>	<u>Pct</u>
Full-time	1,103	39.7%	519	18.7%	587	21.1%	216	7.8.0%	5	0.2%	167	6.0%	182	6.5%	2,779	100.0%
Part-time	1,747	36.0%	1,101	22.7%	938	19.3%	335	6.9%	10	0.2%	128	2.6%	592	12.2%	4,851	100.0%
Total	2,850	37.4%	1,620	21.2%	1,525	20.0%	551	7.2%	15	0.2%	295	3.9%	774	10.1%	7,630	100.0%

*Note: Asian includes Pacific Islanders and Unknown includes 2 or More Races.

Source: IPEDS Fall Enrollment Survey



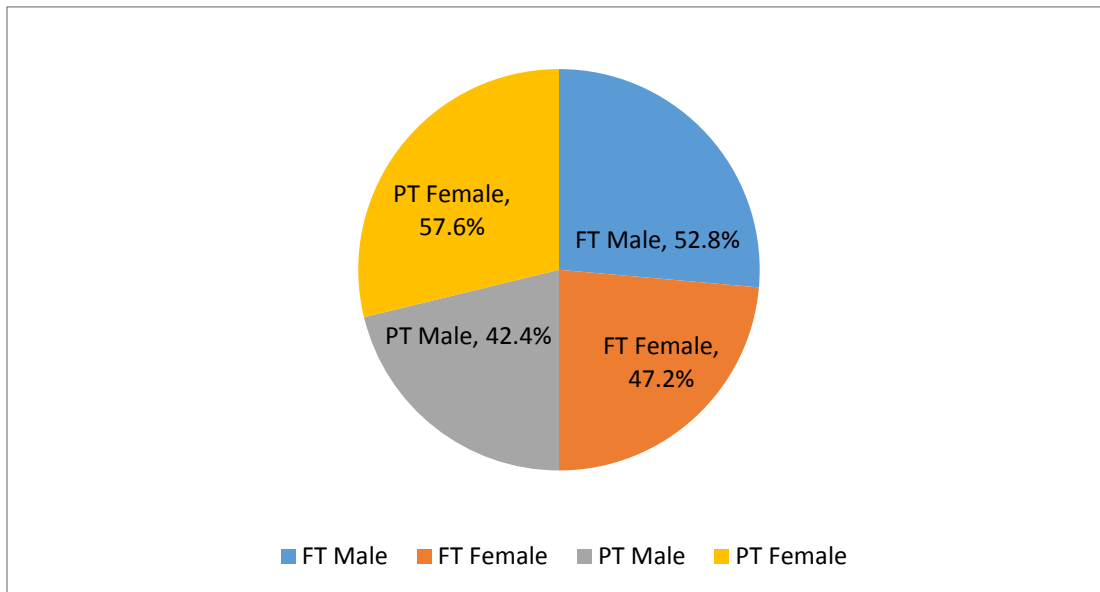
Undergraduate Enrollment by Race / Ethnicity

Mercer
Table II.C.3.b:
Undergraduate Enrollment by Gender, Fall 2017

<u>Full-time Male</u>	<u>Pct</u>	<u>Full-time Female</u>	<u>Pct</u>	<u>Full-time Total</u>	<u>Part-time Male</u>	<u>Pct</u>	<u>Part-time Female</u>	<u>Pct</u>	<u>Part-time Total</u>	<u>Total Male</u>	<u>Pct</u>	<u>Total Female</u>	<u>Pct</u>	<u>Total</u>
1,468	52.8%	1,311	47.2%	2,779	2,058	42.4%	2,793	57.6%	4,851	3,526	46.2%	4,104	53.8%	7,630

Source: IPEDS Fall Enrollment Survey

Undergraduate Enrollment by Gender and Attendance Status



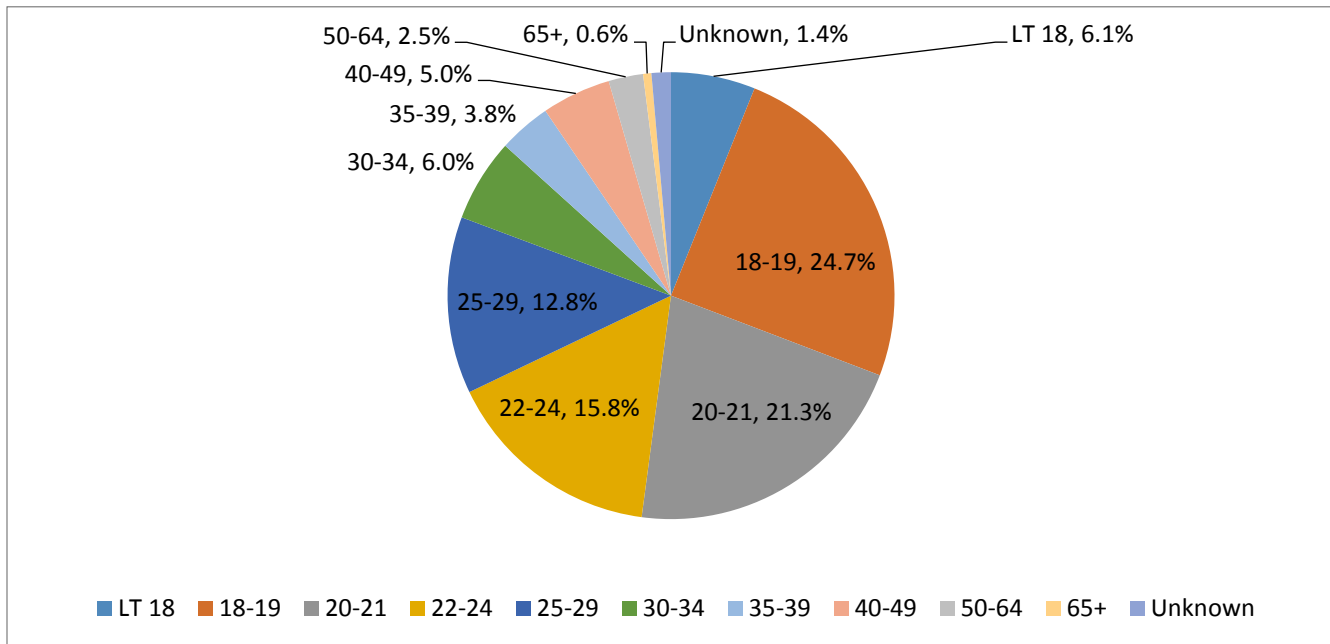
Mercer
Table II.C.3.c:
Undergraduate Enrollment by Age, Fall 2017

		<u>LT 18</u>	<u>18-19</u>	<u>20-21</u>	<u>22-24</u>	<u>25-29</u>	<u>30-34</u>	<u>35-39</u>	<u>40-49</u>	<u>50-64</u>	<u>65+</u>	<u>Unknown</u>	<u>Total</u>
Full-time	Num	20	1,195	782	348	211	78	57	62	20	2	4	2,779
	Pct	0.7%	43.0%	28.1%	12.5%	7.6%	2.8%	2.1%	2.2%	0.7%	0.1%	0.1%	100.0%
Part-time	Num	448	693	843	858	763	378	231	318	171	43	105	4,851
	Pct	9.2%	14.3%	17.4%	17.7%	15.7%	7.8%	4.8%	6.6%	3.5%	0.9%	2.2%	100.0%
Total	Num	468	1,888	1,625	1,206	974	456	288	380	191	45	109	7,630
	Pct	6.1%	24.7%	21.3%	15.8%	12.8%	6.0%	3.8%	5.0%	2.5%	0.6%	1.4%	100.0%

8

Source: IPEDS Fall Enrollment Survey

Undergraduate Enrollment by Age, Fall 2017



Mercer

Table II.C.4:

Financial Aid from State, Federal & Institution-Funded Programs, AY 2016-17

<u>State Programs</u>	<u>Recipients</u>	<u>Dollars(\$)</u>	<u>\$/Recipient</u>
TAG	884	1,355,000	1,532.81
EOF	206	232,000	1,126.21
Outstanding Scholars (OSRP)	4	5000	-
Distinguished Scholars	6	5,000	1,000.00
Urban Scholars	7	20,000	2,857.14
NJCLASS Loans	10	64,000	6,400.00
NJ STARS	54	170,000	3,148.15
<u>Federal Programs</u>	<u>Recipients</u>	<u>Dollars(\$)</u>	<u>\$/Recipient</u>
Pell Grants	2,701	8,623,000	3,192.52
College Work Study	66	189,000	2,863.64
Perkins Loans	0	0	-
SEOG	310	162,000	522.58
PLUS Loans Stafford			-
Loans(subsidized)	639	1,916,000	2,998.44
Stafford Loans (Unsubsidized)	575	1,744,000	3,033.04
SMART & ACG or other			
<u>Institutional Programs</u>	<u>Recipients</u>	<u>Dollars(\$)</u>	<u>\$/Recipient</u>
Grants / Scholarships	0	0	0
Loans			-

Source: NJIPEDS Form #41 Student Financial Aid Report

Table C5

Fall 2017 Enrollment by State residence

First-Time Students				Total College			
State Residents	Non-State Residents	Total	% of State Residents	State Residents	Non-State Residents	Total	% of State Residents
1,559	52	1,611	96.8%	7,479	151	7,630	98.02%

Source: IPEDS Fall Enrollment Survey Part C

D. Student Outcomes

**Mercer
Table
II.D.1.b
Two-Year Graduation Rate of Fall 2014 Full-time First-time Degree/Certificate Seeking Students**

	<u>Total</u>
	<u>Num.</u> <u>Pct.</u>
Fall 2014 Cohort	1,068
Graduated after 2 years	82 7.7%

Source: IPEDS Graduation Rate Survey

**Mercer
Table II.D.1.c
Three-Year Graduation and Transfer Rates of Fall 2014 Full-time First-time Degree/Certificate Seeking Students by Race/Ethnicity**

	<u>White</u>		<u>Black</u>		<u>Hispanic</u>		<u>Asian</u>		<u>Alien</u>		<u>Other *</u>		<u>Total</u>	
	<u>Num.</u>	<u>Pct.</u>	<u>Num.</u>	<u>Pct.</u>	<u>Num.</u>	<u>Pct.</u>	<u>Num.</u>	<u>Pct.</u>	<u>Num.</u>	<u>Pct.</u>	<u>Num.</u>	<u>Pct.</u>	<u>Num.</u>	<u>Pct.</u>
Fall 2014 Cohort	412		246		222		67		48		73		1,068	
Graduated after 3 Years	115	27.9%	18	7.3%	34	15.3%	17	25.4%	12	25%	14	19.2%	210	19.7%
Transferred	94	22.8%	54	22.0%	34	15.3%	21	31.3%	7	14.6%	20	27.4%	230	21.5%

* Other includes American Indian and Unknown Race.

SOURCE: IPEDS Graduation Rate Survey

**Mercer
Table II.D.2.a
Third Semester Retention of First-time Undergraduates, Fall 2016 to Fall 2017**

	<u>Full-Time</u>			<u>Part-Time</u>		
	<u>Fall 2015</u> <u>First-Time</u> <u>Undergraduates</u>	<u>Retained</u> <u>in</u> <u>Fall 2016</u>	<u>Retention</u> <u>Rate</u>	<u>Fall 2015</u> <u>First-Time</u> <u>Undergraduates</u>	<u>Retained</u> <u>in</u> <u>Fall 2016</u>	<u>Retention</u> <u>Rate</u>
3	938	614	65.5%	812	351	43.2%

Source: IPEDS Fall Enrollment Survey, Part E

E. Faculty Characteristics

Mercer
Table II.E.1:

Full-Time Faculty by Race/Ethnicity, Sex, Tenure Status and Academic Rank, Fall 2017

	<u>White</u>		<u>Black</u>		<u>Hispanic</u>		<u>Asian</u>		<u>Amer. Ind.</u>		<u>Alien</u>		<u>Race Unknown</u>		<u>Total</u>		
	<u>Men</u>	<u>Wom</u>	<u>Men</u>	<u>Wom</u>	<u>Men</u>	<u>Wom</u>	<u>Men</u>	<u>Wom</u>	<u>Men</u>	<u>Wom</u>	<u>Men</u>	<u>Wom</u>	<u>Men</u>	<u>Wom</u>	<u>Men</u>	<u>Wom</u>	
Tenured																	
Professors	26	23	2	1	0	0	0	2	0	0	0	0	0	0	0	28	26
Associate Prof.	10	11	0	1	0	0	0	1	0	0	0	0	0	0	0	10	13
Assistant Prof.	6	3	0	2	0	0	0	1	0	0	0	0	0	0	0	6	5
All Others	0	0	0	0	0	0	0	0	0	0	0	0	0	0	0	0	0
TOTAL	42	37	2	4	0	0	0	3	0	0	0	0	0	0	0	44	44
Without Tenure																	
Professors	0	0	0	0	0	0	0	0	0	0	0	0	0	0	0	0	0
Associate Prof.	0	0	0	0	0	0	0	0	0	0	0	0	0	0	0	0	0
Assistant Prof.	8	7	0	4	0	1	0	0	0	0	0	0	0	0	0	8	12
All Others	0	0	0	1	0	0	0	0	0	0	0	0	0	0	0	0	1
TOTAL	8	7	0	5	0	1	0	0	0	0	0	0	0	0	0	8	13
Total																	
Professors	26	23	2	1	0	0	0	2	0	0	0	0	0	0	0	28	26
Associate Prof.	10	11	0	1	0	0	0	1	0	0	0	0	0	0	0	10	13
Assistant Prof.	14	10	0	6	0	1	0	0	0	0	0	0	0	0	0	14	17
All Others	0	0	0	1	0	0	0	0	0	0	0	0	0	0	0	0	1
TOTAL	50	44	2	9	0	1	0	3	0	0	0	0	0	0	0	52	57

II.E.2 Percentage of Course Sections Taught by Full-time Faculty

(Note: Others includes Full-time Staff and Teaching Assistants)

Fall 2017

Total Number of Course Sections	Taught by Full-time Faculty		Taught by Part-time Faculty		Taught by Others*	
	Number	Percent	Number	Percent	Number	Percent
1,315	529	40.2%	691	52.5%	95	7.2%

Mercer
Table II.E.3:
Ratio of Full- to Part-time Faculty, Fall 2017

<u>Full-time</u>		<u>Part-time</u>		<u>Total</u>	
<u>Num.</u>	<u>Pct.</u>	<u>Num.</u>	<u>Pct.</u>	<u>Num.</u>	<u>Pct.</u>
108	22%	378	78%	486	100.0%

Source: IPEDS Human Resources Survey

F. Characteristics of the Trustees

Table F.1
Race/Ethnicity and Gender of the Members of the Board of Trustees, August 2018

	Male	Female	Total
Caucasian	5	3	8
African American	2	0	2
Hispanic	0	1	1
Asian, Pacific Islander	0	1	1
Total	7	5	12

Source: MCCC, President’s Office, August 2018

Table F.2
MERCER COUNTY COMMUNITY COLLEGE
BOARD OF TRUSTEES
2016 – 2017

Ms. Carol Golden (Board Chair)		
Rev. William E. Coleman	President	W.E.C.Resource Group
Mr. Kevin Drennan (Board Vice-Chair)		
Mr. David Fried		
Ms. Yasmin E. Hernandez-Manno	Interim Superintendent	Mercer County Schools
Ms. Pamela Hersh		
Mr. Anthony Inverso	Managing Director	Phoenix Advisors, LLC
Dr. Walt MacDonald (Treasurer)		ETS
Mr. Mark Matzen	President	FiftyOne Percent LLC
Mr. Dwaine Williamson		
Dr. Jianping Wang (Board Secretary) (ex-officio)	President	Mercer County Community College
<u>Alumni Representative:</u>		
Ms. Carly Layton		

Table F.3
http://www.mccc.edu/welcome_bot.shtml

Source: MCCC, President’s Office

G. Profile of Institution

Mercer County Community College was established in 1966. It began operations in the summer of 1967 after incorporating the former Trenton Junior College and The School of Industrial Arts, an institution whose history dates from 1898. Initially housed in various rented facilities in downtown Trenton, the college moved in 1972 to a comprehensive new campus located on 290 acres adjacent to a sprawling new county park in suburban/rural West Windsor Township. Limited operations continued in Trenton until 1976, when the newly constructed Trenton Campus opened as a visible sign of the college's continuing commitment to serve the Trenton community.

Degree and Certificate Programs

The scope of Mercer's educational offerings is among the broadest in the state of New Jersey. Through more than 75 program options, including 3 fully online options, students may earn an Associate in Arts (AA), Associate in Fine Arts (AFA), Associate in Science (AS) or Associate in Applied Science (AAS) degree or a Certificate of Proficiency. Unique programs including Funeral Service and Aviation continue to draw a large number of out-of-county students to Mercer. Noncredit offerings cover a wide spectrum, including customized corporate training, continuing professional education, personal interest courses, entry-level employment skills development, and adult basic education. There are also many youth-oriented year-round programs and summer camps.

G. Credit Programs by Degree Type, Fall 2018

Access Programs

English-as-a-Second Language	Non-degree Exploratory
LPN-RN Advanced Placement	Non-degree Other College
Non-degree Career Related	Non-degree Personal Development
Non-degree Dual Enrollment	Non-degree Jump Start

AA Programs

Communication	Liberal Arts & Sciences
Organizational	American Studies
Radio	Global Studies
Television	Humanities
Communication: Speech and Theater	Liberal Arts
Dance	Political and Legal Studies
Education	Social Science
Theatre	Women's & Gender Studies
	Liberal Arts (Online)

AFA Programs

Dance	Visual Arts
Photography & Digital Imaging	Art History
Theatre	Ceramics / Sculpture
	Fine Arts

AS Programs

Architecture	Criminal Justice: Corrections
Aviation Management	Criminal Justice: Law Enforcement
Biology	Criminal Justice: Corrections (Online)
Pre-Dentistry	Culinology
Pre-Medicine	Engineering Science
Pre-Veterinarian	Mathematics
Business Administration	Music
Global Business	Nursing (ADN)
Sports Management	Nursing Coop (St. Frances Medical Center)
Chemistry	Physics
Computer Information Systems	Plant Science
Computer Science	Occupational Therapy Assistant
Communication: New Media	Public Health

AAS Programs

Accounting	Funeral Service
Administrative Professional	Funeral Service Preparatory
Advertising & Graphic Design	Game Design
Building & Construction Technology	Game Programming
Automotive Technology	Health Information Technology
Aviation Customer Relations	Health Science
Aviation Flight Technology	Radiography
Business Software Applications	Heating, Refrigeration & Air Conditioning
Business Studies	Hotel, Restaurant & Institutional Management
Entrepreneurship	Illustration
Management	Laboratory Technology
Civil Engineering Technology	Medical Laboratory Technology
Computer Networking & Technology	Microcomputer Systems Administration
Culinary Arts / Pastry Arts	Ornamental Horticulture
Digital Film	Horticulture
Digital Media Arts	Floral Design
3-D Animation	Landscape Design
Multimedia	Paralegal
Web Design	Physical Therapist Assistant
Early Childhood Education/ Spec. Educ. Asst.	Radio

Mercer County Community College Institutional Profile, 2018

Electronics Engineering Technology
Entertainment Technology
 Technical Theatre
 Music Technology
Fashion Apparel Design
Fashion Merchandising
Fire Science Technology

Radiography
Respiratory Care
Security System Technology
Technical Studies
Television
Cybersecurity
Energy Systems Technology

Certificates of Proficiency

3-D Animation
Administrative Support
Advanced Manufacturing Technology
Aviation Flight Tech.–Certified Flight Instructor
Building Construction Technology
Catering Management
Computer Aided Design
Computer Science
Computer Networking & Technology
Database Administration
Electronics Engineering Technology
Engineering Science (Transfer Cert.)
Fire Science
 Code Enforcement
 Officer / Administrator
Funeral Service
Heating, Refrigeration and Air Conditioning

Medical Office Assistant
Microcomputer Applications
Ornamental Horticulture
Paralegal
Photography & Digital Imaging
Professional Baking
Professional Cooking
Small Business Employment Readiness
Small Business Management
Solar/Energy Technology
Travel Agent
Web Design
CPA Education Compliance
Mobile & Web Computing
Unmanned Aerial Systems
Airline Transport Pilot

H. Major Research and Public Service Activities

Mercer is a publicly assisted co-educational institution of higher education that provides quality programs and services at a reasonable cost. Funding is secured through state support (distributed among the various New Jersey community colleges according to enrollment), annual county allocation, student tuition and fees, and supplemental grants. The college offers associate degrees and certificates in over 75 programs. The Mercer Institute of Management and Technology Training provides a full range of customizable training for business and industries throughout the region. Similarly, the Division of Life Long Learning offers a range of non-credit programs and course offerings for the citizens and businesses of Mercer County and beyond.

With campuses in West Windsor and downtown Trenton (the state's capital), Mercer operates under a one-college philosophy that ensures equitable educational opportunities and services to all students. Full-time faculty members teach day, evening and online courses at the West Windsor campus and James Kerney campus. Academic divisions and support-service departments serve students at both campuses and are responsible for day, evening and weekend students as well as those who enroll in online courses via Mercer Online.

During the 2017-2018 academic year, new and revised degree program revisions were approved in the following academic disciplines: Communication: Speech and Theatre A.A., Computer Networking Technology A.A.S., Cybersecurity A.A.S., Dance A.A., Dance A.F.A., Entertainment Tech (Theatre concentration) A.A.S., Medical Laboratory Technology A.A.S., Medical Office Assistant certificate, Photography A.F.A., Photography certificate, Radiography A.A.S., Respiratory Care A.A.S., Theatre A.A., Theatre A.F.A., Culinary Arts A.A.S. - Culinary Arts concentration, Culinary Arts A.A.S. - Pastry Arts concentration, Culinary Arts A.A.S., Hotel, Restaurant and Institution Management A.A.S., Liberal Arts A.A., Physical Therapist Assistant A.A.S., Illustration A.A.S., Business Studies A.A.S., Computer Information Systems A.A.S., Entertainment Technology A.A.S. - Music concentration, Music A.S., Paralegal A.A.S., Paralegal cert, Business Administration A.S., Communication A.A., Early Childhood / Special Ed Assist A.A.S., Education A.A., Aviation Flight Technology A.A.S. - Airline Transport Pilot (ATP) concentration, Health Science A.A.S.

In keeping with the College's commitment to enhanced retention and completion, the College revitalized its *Guided Pathways to Success* (GPS) initiative, indexing degree curriculum mapping efforts to the NJ Council of County College Center for Student Success 5-year implementation plan. During the 2017-2018 academic year, 90% of degree program curriculum mapping was achieved.

To better serve our students and businesses, Mercer County Community College has recently developed 9 innovative partnerships with regional businesses that provide paid and academically meaningful internships for Mercer students while they pursue their degree or certificate programs at Mercer. Students who need supplementary income while attending Mercer benefit from the meaningful job experience they get while earning, strengthening their backgrounds and job skills. Most of these partnerships include either a promise of employment at the partnering business or access to networks of employers in some of the in-demand occupations today. Our partners also participate in teaching staff or providing lab teaching at the Partner's locations. We offer examples below:

The Domain Tech Start-Up Academy @ Mercer (DTAAM) on Mercer's West Windsor campus continues to exceed expectations. This cooperative partnership between MCCC and Domain Computer Services (DCS), opened its doors on the West Windsor Campus in fall 2016 as a full-service computer technical support operation for home, small business, and commercial customers. This one-stop shop is manned by MCCC students who are earning while learning. After just two years, the program is expanding. Three interns are now full-time employees for DTAAM. Eight additional interns are staffing the Academy this semester, including five in IT and three to provide digital marketing services including websites, social media, e-mail marketing, and printed material. Student interns are paid to work and learn under the supervision and mentoring of Domain's computer engineers, and students who successfully complete the internship and their course of study at Mercer can be offered jobs at Domain.

MCCC and Maestro Technologies have partnered to provide high-tech educational opportunities. Maestro Technologies will be starting operations in downtown Trenton in September. The company, which handles big data, cybersecurity solutions, application integration, and data management, signed an agreement with MCCC to provide educational opportunities and paid internships to Mercer students. Maestro will provide computer software and access to the company's computer labs, as well as paid internships to qualified students. Successful students will receive a certificate of accomplishment and an offer of employment with Maestro or other businesses associated with the company following graduation.

As part of our strategic plan, Academic Affairs completed a comprehensive five-year *Education Master Plan* that will inform teaching, learning, student advisement, and educational systems through 2022.

The MCCC University Center is scheduled to be expanded by 200% with the budget approved by the County. This will allow students to continue their studies at the Bachelor's and Master's degree level with our on-campus partners -- Fairleigh Dickinson University, Felician College, Rutgers University, William Paterson University, and the New Jersey Institute of Technology which provides bachelor's degree courses in the Engineering Sciences on the MCCC campus. The most recent addition to MCCC's University Partnerships is Wilmington University. Wilmington University will offer degree programs in three majors in Trenton and West Windsor: Criminal Justice, Media Design, and a Master's of Education degree in School Leadership. Eventually the bachelor's degree program will be expanded to include Health Sciences and Software Design.

The College's dual enrollment program has continued to expand, including seventeen area high schools and the County Vocational Technical School's Health Science, Career Prep, Advertising Design, STEM Academy, and Culinary Arts Academy. Our current dual enrollment has exceeded our five-year goal of 600. The College also offers a number of pre-college opportunities through Youth College including federally funded TRIO Programs (Upward Bound and Educational Talent Search).

During the 2017-2018 academic year, Mercer signed articulation agreements with Moore College of Art for Graphic Design, University of the Sciences for Sciences, Math and engineering, as well as a bridge program into pre-pharmacy, and with Wilmington University for an MOU that allows Wilmington to offer bachelor's degree programs at Mercer.

Pending is an agreement for Cybersecurity with Drexel University, a comprehensive agreement with Clark Atlanta University and several reverse transfer agreements.

Mercer County Community College also completed its second of a five-year (Title III) U.S. Department of Education *Strengthening Institutions Programs* grant. MCCC is in its third year of a National Sciences Foundation (NSF) STEM grant, which increases our recruitment and retention of students interested in pursuing the Science, Technology, Engineering and Math sectors. The College is in the fourth year of a cooperative NSF grant with William Paterson University in implementing the Robert Noyce Teacher Scholarship program. Mercer continues to benefit from an annual Bristol-Myers Squibb Science Learning Center grant. In 2017-2018, the College successfully petitioned the U.S. Department of Labor to join the Employment and Training Administration Office of Apprenticeship as a Registered Apprenticeship-College Consortium (RACC) member for Automotive Technology. MCCC was again awarded and completed a College Readiness Now (CRN IV) that was designed to serve non-college ready students from Hightstown, Hamilton West, Trenton STEM, Nottingham, and Ewing High Schools. Students were provided Accuplacer testing preparation, success coaching/advising, and intensive remediation for English. Successful students were then placed into a dedicated section of ENG 101 English Composition I. The College completed its second year of a Mercer-Princeton Teaching Partnership program, matching Princeton University doctoral candidates with Mercer senior faculty for higher education mentorship and teaching experience in a community college setting.

Mercer County Community College is a cultural hub. The Kelsey Theatre provides a full slate of musical and dramatic productions for both adults and children. This year they sold over 39,000 tickets to 35 different ticketed events. The college's Art Gallery exhibits six major shows per year. A listener-supported public radio network offers classical music programming at 89.1 WWFM and a new HD-2 channel for jazz on the same frequency. Mercer hosts a series of speakers on topics of interest to the community through its Distinguished Lecture Series. These included "A Mission Trip to India – To Empower Women in their Breast Cancer Journey", "Making the Complex Simple: Learning to Lead in a Technical World" and "Prison Hospice – Dignifies End of Life Care for the Aging Prison Population". The Conference Center at Mercer serves as a host location for events sponsored by regional, state and local organizations; Finally, each year the Camp College offers summer enrichment programs to 3000-4000 children throughout the Mercer County region.

Mercer actively supports and provides global education experiences for our students, both inside and outside of the classroom and internationally. The Center for Global Opportunities was formed in August 2016. The Center offers Study Abroad, Travel and Learn, campus internationalization, and support for curriculum infusion in order to provide a robust global experience for Mercer students. Mercer students have many opportunities to observe, learn about, and engage the world community, which has a great benefit of providing them with the tools they will need to be successful global citizens in an exceedingly interconnected world. Mercer provides study abroad opportunities for students to learn from real-world exposure to various peoples and cultures. In 2017-2018, 37 students participated in trips to China, Spain & Poland.

The College offers robust ESL programs for students for whom English is not their native language. We offer credit courses in 9 languages with free online access to Rosetta Stone for any student looking to learn another language independently. Diversity and

global perspective are integrated into our general education courses that are required in all degree programs. In addition, Mercer has a rich non-resident alien population where 295 students from more than 50 different countries come to Mercer to earn a credential.

Mercer is a destination site for area high school athletes seeking a first class education, intercollegiate sports participation and university college scholarship opportunities. The men and women's soccer teams are Division I; cross-country for women is Division I. Baseball, softball, and men and women's basketball participate in Division II and our Division III teams are men's and women's tennis and men's cross-country. The College maintains a tradition of excellence in Athletics. It sponsors 10 sports for men and women (tennis, soccer, lacrosse, basketball cross-country and baseball/softball. Mercer annually wins regional championships; most recently in soccer and tennis, and the baseball team has advanced to the national junior college series championships 3 of the last 4 years. Due to the national success of the baseball team over a four-year period, 5 Mercer baseball players were drafted by major league teams and are currently participating on professional teams. On a yearly basis approximately 150 students from the local community, the east coast and internationally come to the college to participate in sports. Academics remains a strong focus for the department with approximately 50 students achieving academic honors level work each year. The department 6-semester graduation rate annually ranges from 25-30%.

While our faculty and staff are major supporters and a catalyst for the area's vibrant non-profit community, the College itself is the centerpiece of the activities for many non-profits and educational entities. Each year, the College participates in the American Heart Association Heart Walk. Our 290-acre campus is used frequently for similar walks for March of Dimes, Sudden Infant Death Syndrome (SIDS), The American Cancer Society, etc. Various non-profit or other groups use the College facilities every day of the week, and these activities are coordinated with our security personnel for the health and safety of students and community members. The College continues to house the Mercer County Police Academy and the Mercer County Fire Academy.

I. Major Capital Projects

The following Chapter 12 projects scheduled for fiscal year 2017 were completed at a total cost of approximately \$3.2 million dollars.

- Classroom and Computer Labs renovations and upgrades on the 2nd and 3rd floor of the BS building as well as the 2nd floor of the LA building – Phase II (West Windsor campus)
- ES building annex – Advanced Manufacturing Laboratory and adjacent improvements (West Windsor campus)
- Life / Health / Safety improvements (Honeywell Fire System) upgrades to the BS, CM & LA buildings. (West Windsor campus)
- Renovation of Stair Towers on the West Windsor campus and James Kerney campus. Specifically the Business Building, Engineering Technology Building, Liberal Arts Building and Student Center on the West Windsor campus as well as the Kerney Center Building at the James Kerney campus.
- Re-roofing of multiple corridor roofs throughout the West Windsor campus.