



2022-2023 NCI[®]-IDD In-Person Survey

Overview of New Jersey Results

What is the National Core Indicators (NCI)?

The National Core Indicators (NCI) is a collaborative effort between the National Association of State Directors of Developmental Disabilities Services (NASDDDS) and the Human Services Research Institute (HSRI).

- NCI offers valid, reliable, person-centered measures that states use to demonstrate how publicly funded supports are impacting people's lives and to determine where they can improve the quality of those supports. These measures are obtained through a series of voluntary surveys.
- In 2022-2023, New Jersey administered the In-Person Survey (IPS), Family Guardian Survey, Adult Family Survey and the State of the Workforce Survey.

In-Person Survey

The **In-Person Survey** (IPS) is a voluntary, face-to-face conversation completed with individuals who are 21 years of age or older and receiving at least one paid service, in addition to support coordination, from the Division of Developmental Disabilities (DDD).

- NJ utilizes a stratified random sample to ensure we have accurate representation of the state system. Strata is broken out by geography and waiver type.
- The IPS was administered remotely by DDD staff who have received specialized training in administering the survey.
- In 2022-2023, 459 IPS surveys were conducted:
 - 38% resided in Group Homes/Supervised Apts
 - 13% residing with family
 - 47% residing in their own home or apartment
 - 1% residing in CCR homes

What does the NCI IPS Survey Measure?

Domains and Subdomains

Individual Outcomes

- Employment
- Community Inclusion and Belonging
- Community Participation
- Choice & Decision Making
- Relationships
- Satisfaction

System Performance

- Self Direction
- Service Coordination
- Workforce
- Access

Health, Wellness & Rights

- Safety
- Health
- Medication
- Wellness
- Rights & Respect


Presentation of Today's Data

- NCI Domain
- NCI Question
 - NCI Average
 - NJ Average
 - Residential Setting Average
 - Group Home/Supervised Apt
 - Own Home
 - Parents Home

CCR sample for 2022-2023 was too small to be added.



= Data Element of the HCBS Measures Set

Scales - Some sections contain scales which are used to combine responses from multiple similar questions into one variable. Scales are available for Community Inclusion, Life Choices, Everyday Choices, Transportation, and Respect for Personal Space. All scales are elements of the HCBS Measures Set .

Falling above, within, or below the NCI Weighted Average?

Falls significantly above NCI Average

- Significantly above the NCI-IDD average, where the difference between the state's percentage and the weighted NCI-IDD average a) was in favor of the state, b) was statistically significant

Falls within NCI Average

- Within the NCI-IDD average range, where the difference between the state's percentage and the weighted NCI-IDD average was a) not statistically significant (i.e., $p \geq .01$), or b) did not meet the effect size criterion (i.e., Cohen's $d \leq 0.2$);

Falls Significantly below NCI Average

- Significantly below the NCI-IDD average, where the difference between the state's percentage and the weighted NCI-IDD average a) was in favor of the NCI-IDD average, b) was statistically significant (i.e., $p \leq 0.01$).

Statistical significance is taken to be at or below the .01 level.

IPS Data: Individual Outcomes

- ✓ Employment
- ✓ Community inclusion
- ✓ Choice & decision making
- ✓ Relationships
- ✓ Satisfaction

Employment

NCI QUESTIONS	NCI Average	NJ Average	Group Home/ Sup. Apt	Own Home	Parents Home
Has a paid community job; individual, group, and/or in a business that primarily hires people with disabilities	17%	17%	11%	34%	18%
Does not have paid community job and wants a paid community job	44%	53%	58%	28%	62%
Has community employment as a goal in their service plan	25%	48%	36%	65%	53%
Takes part in classes, training or skills building activities to gain skills to expand their job opportunities	17%	17%	8%	13%	29%
Uses special technology to help do their job	14%	17%			

Employment Data continued...

Participates in these Activities at least once weekly	NCI Average	NJ Average
Attends day program or workshop	43%	66%
Volunteers	16%	10%
Job Training	8%	4%
School/classes	7%	3%
Community Activities with paid supports	35%	18%
Other	18%	15%
No activities	23%	14%

Paid Community Jobs

Community Jobs and Supports in NJ	% of survey respondents	Number of Biweekly Hours Worked	Average Hourly Wages
Individuals without publically funded supports	58%	36.63	\$13.92
Individuals with publically funded supports	26%	NA	NA
Group with or without publically funded supports	8%	NA	NA
Paid work in a community business that primarily hires people with disabilities	10%	NA	NA

Common Job Industries


Job Industries	NCI Average	NJ Average
Food prep and food service	25%	24%
Building and grounds cleaning	20%	19%
Retail	21%	21%
General Office Support	3%	3%
Construction or Repair	1%	0%
Assembly, manufacturing and packaging	7%	6%
Materials handling, mail distribution	3%	5%
Professional or technical occupation	1%	3%
Other	14%	18%

Community Inclusion and Belonging

NCI QUESTIONS	NCI Avg	NJ Avg	Group Home/ Sup. Apt	Own Home	Parents Home
Gets to do things they like to do in the community as much as wants	71%	78%	74%	71%	84%
Does things in the community with the people they want	81%	78%	79%	70%	82%
Can be by themselves when with others in groups, organizations, or communities the person takes part in (if person takes part in groups, organizations, or communities)	92%	96%	95%	N/A	96%
Others include them as part of the group in groups, organizations, or communities the person takes part in (if person takes part in groups, organizations, or communities)	92%	93%	N/A	N/A	90%
Gets help to learn new things	76%	75%	79%	65%	77%




Community Participation

NCI QUESTIONS	NCI Avg	NJ Avg	Group Home/ Sup. Apt	Own Home	Parents Home
Went out shopping at least once in the past month	81%	81%	86%	89%	87%
Went out on errands at least once in the past month	81%	88%	87%	86%	89%
Went out for entertainment at least once in the past month	70%	72%	71%	65%	75%
Went out to a restaurant or coffee shop at least once in the past month	82%	84%	83%	81%	86%
Went out to religious service or spiritual practice at least once in the past month	37%	30%	20%	38%	36%
Takes part in groups, organizations or communities (in-person or virtually)	25%	29%	15%	32%	39%
The groups, organizations or communities takes part in include people without disabilities	60%	62%	59%	N/A	61%
Community Inclusion Scale 	81%	83%	84%	77%	84%




Choice and Decision Making: Life Choices

NCI QUESTIONS	NCI Avg	NJ Avg	Group Home/ Sup. Apt	Own Home	Parents Home
Chose or had some input in choosing where they live <i>if not living in the family home</i>	54%	43%	32%	82%	N/A
Chose or had some input in choosing their housemates <i>if not living in the family home</i> , or chose to live alone	43%	29%	15%	82%	N/A
Chose or had some input in choosing day program or workshop	59%	46%	37%	N/A	53%
Chose or had some help in choosing where they work (among those with a paid community job)	86%	91%	NA	100%	89%
Has input in choosing their regular day activities (in addition to or instead of a paid community job and/or day program/workshop)	83%	81%	85%	87%	78%
Life Decisions Scale 	58%	47%	36%	71%	58%




Choice and Decision Making: Everyday Choices

NCI QUESTIONS	NCI Avg	NJ Avg	Group Home/ Sup. Apt	Own Home	Parents Home
Decides or has help deciding their daily schedule	86%	86%	87%	97%	81%
Decides or has help deciding how to spend free time	93%	94%	96%	98%	90%
Has enough choice about what to do in free time	94%	94%	96%	92%	92%
Chooses or has help deciding what to buy or has set limits on what to buy with their spending money	89%	86%	89%	97%	80%
Everyday Choices Scale 	91%	86%	87%	96%	82%
Chose staff or were aware they could request to change staff	59%	51%	50%	66%	44%
Can change their case manager/service coordinator if wants to	76%	85%	89%	84%	82%



Relationships

NCI QUESTIONS	NCI Avg	NJ Avg	Group Home/ Sup. Apt	Own Home	Parents Home
Has friends who are not staff or family members	77%	83%	81%	80%	86%
Has best friend (may be staff or family)	80%	81%	78%	84%	80%
Wants help to make or keep in contact with friends	56%	57%	64%	48%	55%
Has friends (may be staff or family) and can see their friends in person when they want	68%	66%	77%	60%	60%
Has other ways of talking, chatting, or communicating with friends when cannot see them in person	79%	85%	85%	91%	81%
Can see or communicate with their family when they want (among those who do not live in the family home)	84%	84%	81%	87%	N/A
Often feels lonely 	13%	13%	12%	16%	12%
Can go on a date or is married or living with partner	78%	90%	93%	93%	85%



Satisfaction

NCI QUESTIONS	NCI Avg	NJ Avg	Group Home/ Sup. Apt	Own Home	Parents Home
Likes home or where lives	89%	86%	83%	83%	91%
Wants to live somewhere else	28%	35%	40%	31%	34%
Has enough things they like to do at home	84%	81%	78%	83%	84%
Likes paid community job (if working in a paid community job)	90%	96%	N/A	N/A	94%
Wants to go out shopping more, less or the same amount as last month	35% (more)	44% (more)			
Wants to go out for entertainment more, less or the same amount as last month	47% (more)	55% (more)			
Wants to go out to a restaurant or coffee shop more, less or the same amount as last month	44% (more)	53% (more)			



Satisfaction

NCI QUESTIONS	NCI Avg	NJ Avg	Group Home/ Sup. Apt	Own Home	Parents Home
Wants to go out to a religious service or spiritual practice more, less or the same amount as last month	23% (more) 3% (less) 75% (same)	22% (more) 0% (less) 77% (same)			
Person wants to be a part of more community groups	36%	40%			
Likes how they usually spend time during the day	81%	80%	77%	79%	82%
Has used telehealth for healthcare services and like using it	57%	55%	58%	44%	54%
Has accessed services and support using video conference technology and like using it	61%	61%	52%	N/A	66%
Have talked with their support coordinator using video conference technology and liked it.	60%	66%	63%	68%	65%



IPS Data: System Performance

- ✓ Self Direction
- ✓ Service Coordination
- ✓ Workforce
- ✓ Access

Self-Direction

NCI QUESTIONS	NCI Avg	NJ Avg
Using a self-directed supports option	17%	34%
Can make changes to individual budget/services if needed	90%	90%
Has enough help deciding how to direct services	85%	76%
Has the amount of control wanted with the services that are self-directed	84%	77%
The services and supports they want to self-direct are always available	64%	54%
Gets information about budget and services from financial management service (FMS)/Fiscal Intermediary (FI)	81%	59%
Information from Fiscal Management Services (FMS)/Fiscal Intermediary (FI) is easy to understand	70%	70%



Self Direction

People who make decisions or have input in making decision for how budget for services is used.	NCI Avg	NJ Avg
Person mostly makes decisions	15%	14%
Person has input, and family/friend help	40%	30%
Family/friends makes decisions, person does not have input	40%	52%
Decisions about what services are received are made by a support coordinator or other professional employed by the state	5%	4%

Self-Direction



Frequency with which the person gets information from Fiscal Intermediary (FI)	NCI Avg	NJ Avg
Quarterly	68%	48%
Biannual	16%	29%
Annually (or less)	16%	6%
Needs help with these elements of self direction	NCI Avg	NJ Avg
Help planning out service needs and setting a schedule for staff	8%	5%
Help getting staff plan	9%	5%
Help finding or keeping the staff they want	23%	14%
Help training staff	9%	6%
Help managing benefits for staff	7%	6%
Help understanding information gets from Fiscal Intermediary (FI)	15%	13%
More information about what services and support can gets	30%	35%
Other	10%	12%

Service Coordination

NCI QUESTIONS	NCI Avg	NJ Avg	Group Home/ Sup. Apt	Own Home	Parents Home
Has met or spoken with case manager/service coordinator	91%	94%	88%	100%	97%
Case manager/service coordinator knows what is important to person	90%	87%	86%	87%	88%
Able to contact case manager/service coordinator when wants	85%	86%	80%	92%	87%
Has talked with case manager/service coordinator about technology that may help them in their everyday life	30%	20%	17%	26%	22%
Was at last service planning meeting, or had the opportunity to be but chose not to	96%	96%	95%	98%	95%
Knew what was being talked about at last service planning meeting	81%	80%	82%	80%	80%




Service Coordination

NCI QUESTIONS	NCI Avg	NJ Avg	Group Home/ Sup. Apt	Own Home	Parents Home
Last service planning meeting included people person wanted to be there	93%	92%	86%	100%	92%
Person helped make service plan 	75%	66%	64%	76%	63%
Case manager/service coordinator reviews their service plan with them throughout the year, when needed	87%	90%	91%	85%	91%
Service plan includes things that are important to person 	93%	95%	92%	100%	95%
Knows who to ask if wants to change something about services	80%	83%	83%	85%	82%


Service Coordination

NCI QUESTIONS	NCI Avg	NJ Avg	Group Home/ Sup. Apt	Own Home	Parents Home
Of those who say they want to learn to perform ADLs more independently, the percentage who have a related goal in the service plan. (A related goal in the service plan refers to goals to increase independence or improve function skill performance in ADL)	77%	58%	59%	N/A	59%
Of those who say they want a paid job in the community (and do not currently have one), the percentage who have community employment as a goal in the service plan*	36%	61%	55%	NA	63%

Workforce

NCI QUESTIONS	NCI Avg	NJ Avg	Group Home/ Sup. Apt	Own Home	Parents Home
Staff are respectful of person's culture	94%	94%	97%	93%	91%
Staff treat person with respect	93%	92%	90%	97%	88%
Person can talk or communicate with staff in their preferred language	97%	96%	97%	100%	91%
Staff do things the way person wants them done	86%	90%	87%	93%	91%
When in the community, staff support person in the way they want	90%	87%	90%	87%	81%
Staff come and leave when they are supposed to 	90%	86%	93%	86%	78%
Person's staff change too often (A higher percentage may not indicate a more positive result for this item)	40%	35%	30%	43%	30%
Staff have the right training to meet person's needs	88%	91%	89%	85%	93%

Access: Transportation

NCI QUESTIONS	NCI Avg	NJ Avg	Group Home/ Sup. Apt	Own Home	Parents Home
Able to get places when wants to do something outside of home like going out to see friends, for entertainment, or to do something fun.	80%	81%	84%	65%	87%
Has a way to get places needs to go (like work, appointments, etc.)	92%	92%	94%	86%	92%%
Adequate Transportation Scale 	86%	87%	89%	76%	90%

Access: Technology

NCI QUESTIONS	NCI Avg	NJ Avg	Group Home/ Sup. Apt	Own Home	Parents Home
Has access to the internet	84%	90%	91%	82%	91%
Internet always works from home	86%	93%	96%	83%	93%
Has enough help to use the technology and devices that help them in their everyday life (if uses technology that helps them do more things on their own)	91%	91%	92%	88%	91%
Knows who to talk to if there are issues with the technology and devices that help them in their everyday life (if uses technology that helps them do more things on their own)	94%	93%	89%	88%	95%
Has used telehealth to talk with a health professional.	54%	64%	77%	61%	54%
Accessed services or supports using videoconference technology	29%	42%	46%	29%	44%
Has talked with their case manager/service coordinator using videoconference technology	50%	39%	47%	40%	33%



Access: Smart Phone

NCI QUESTIONS	NCI Avg	NJ Avg	Group Home/ Sup. Apt	Own Home	Parents Home
Has a cell phone or smartphone	69%	70%	41%	92%	83%
Wants a cell phone or smartphone (if does not have one)	47%	46%			



Access: Additional Service Needed

Categories	NCI Avg	NJ Avg
Help finding a new place to live	12%	18%
Changes or modifications to home	8%	10%
Staff support to help at home	15%	19%
Help working on job skills	19%	18%
Help finding or signing up for classes	17%	26%
Help to find something different to do during the day	19%	20%
Help finding more reliable transportation	14%	17%



Access: Additional Service Needed





Categories	NCI Avg	NJ Avg
Help with getting or using tech to help with everyday life	12%	12%
Help with healthcare	9%	10%
Help understanding medication	7%	9%
Help finding, getting or setting up mental health or behavioral health supports	10%	11%
Anything else	15%	22%
Does not need additional supports	45%	38%



IPS Data: Health Wellness and Rights




- ✓ Health
- ✓ Medication
- ✓ Wellness
- ✓ Safety
- ✓ Rights & Respect

Health

NCI QUESTIONS	NCI Avg	NJ Avg	Group Home/ Sup. Apt	Own Home	Parents Home
Has a primary care doctor or practitioner	97%	97%	97%	97%	97%
In poor health	2%	2%	2%	2%	1%
Had a complete physical exam in the past year 	83%	98%	99%	100%	96%
Had a routine dental exam in the past year 	76%	89%	98%	87%	82%
Had an eye exam/vision screening in the past year* 	53%	71%	86%	75%	55%
Had a hearing test in the past five years* 	47%	51%	60%	59%	42%

* Indicates > 25% missing data (information obtained through state records)

Health

NCI QUESTIONS	NCI Avg	NJ Avg	Group Home/ Sup. Apt	Own Home	Parents Home
Had a Pap test in the past three years (among women 21 and older) * 	49%	62%	76%	N/A	45%
Had a mammogram test in the past two years (among women age 40 and over) 	72%	82%	84%	N/A	N/A
Last colorectal cancer screening (among people age 45 to 75) 	32%	57%			
Had a flu vaccine in the past 12 months	71%	77%	87%	81%	66%
Went to the emergency room for any reason to get care for themselves in the past 12 months	24%	25%			
Fell and hurt themselves in the past six months	13%	11%			

* Indicates > 25% missing data (information obtained through state records)

Medication

NCI QUESTIONS	NCI Avg	NJ Avg	Group Home/ Sup. Apt	Own Home	Parents Home
Takes at least one medication for mood, anxiety, psychotic disorder, and/or behavioral challenges	54%	53%	72%	49%	39%
Takes medication for mood, anxiety, and/or psychotic disorders	49%	50%	68%	48%	36%

NCI Questions	#	1-2 Meds	3-4 Meds	5-10 Meds	11 or more Meds
Number of medications taken for at least one of the following: mood disorders, anxiety, or psychotic disorders	NJ	77%	18%	5%	0%
	NCI	68%	25%	6%	0%

Medication: Behavior Plans

NCI QUESTIONS	NCI Avg	NJ Avg	Group Home/ Sup. Apt	Own Home	Parents Home
Takes medication for behavior challenges	23%	27%	46%	16%	15%
Has behavior plan	26%	10%	21%	4%	3%
Has behavior plan (among those who take medication for a behavior challenge)	57%	27%	40%	N/A	3%

NCI Question	#	1-2 Meds	3-4 Meds	5-10 Meds	11 or more Meds
Number of medications taken for behavior challenges if taking at least one for this purpose	NJ	75%	18%	7%	0%
	NCI	77%	19%	4%	0%



Wellness

NCI QUESTIONS	NCI Avg	NJ Avg	Group Home/ Sup. Apt	Own Home	Parents Home
Uses nicotine or tobacco products	5%	3%↑	5%	5%	1%
Exercises or does physical activity at least once per week for 10 minutes or more at a time	82%	82%	86%	78%	81%
Exercises or does physical activity at least once per week that makes the muscles in arms, legs, back, and/or chest work hard	33%	38%	35%	33%	43%

↑ Indicates that while data falls significantly below the NCI average, it is positive that people are not using tobacco products.



Safety

NCI QUESTIONS	NCI Avg	NJ Avg	Group Home/ Sup. Apt	Own Home	Parents Home
Feels afraid in their home, neighborhood, transport, workplace, day program/at other daily activity and/or other places	21%	25%	21%	22%	30%
Has someone to go to for help when they feel afraid	93%	95%	95%	98%	94%

Rights and Respect

NCI QUESTIONS	NCI Avg	NJ Avg	Group Home/ Sup. Apt	Own Home	Parents Home
Has attended a self-advocacy group, meeting, conference or event or had the opportunity and chose not to	29%	27%	21%	39%	30%
Has ever voted in local, state, or federal election, or had the opportunity and chose not to	48%	52%	42%	71%	55%
Has a place to be alone in the home	96%	97%	95%	100%	96%
Has a key to the home	52%	53%	48%	92%	46%
Can lock bedroom if wants	58%	65%	82%	86%	46%
Others (who do not live in the home) let person know before entering home	87%	88%	83%	92%	90%

Rights and Respect

NCI QUESTIONS	NCI Avg	NJ Avg	Group Home/ Sup. Apt	Own Home	Parents Home
Others let person know before coming into person's bedroom	80%	82%	81%	94%	77%
Others read person's mail or email without asking (lower average indicates positive result)	9%	4%↑	5%	0%	7%
There are no rules for using phone or internet	81%	92%	93%	100%	85%
There are rules about having friends or visitors in the home	31%	18%↑	14%	14%	24%
Can stay at home if others in the house go somewhere (for those not living in own home or apartment) 	44%	44%	47%	68%	37%
Respect for Personal Space Scale 	88%	88%	86%	95%	87%

↑ Indicates that while data falls significantly below the NCI average, rights are being respected and there are no rules for having visitors.



NEW JERSEY
HUMAN SERVICES



Division of
Developmental
Disabilities

What does the 2022-2023 IPS data tell us about the service system?



Strengths

- Health
- Technology
- Rights and Respect

Challenges

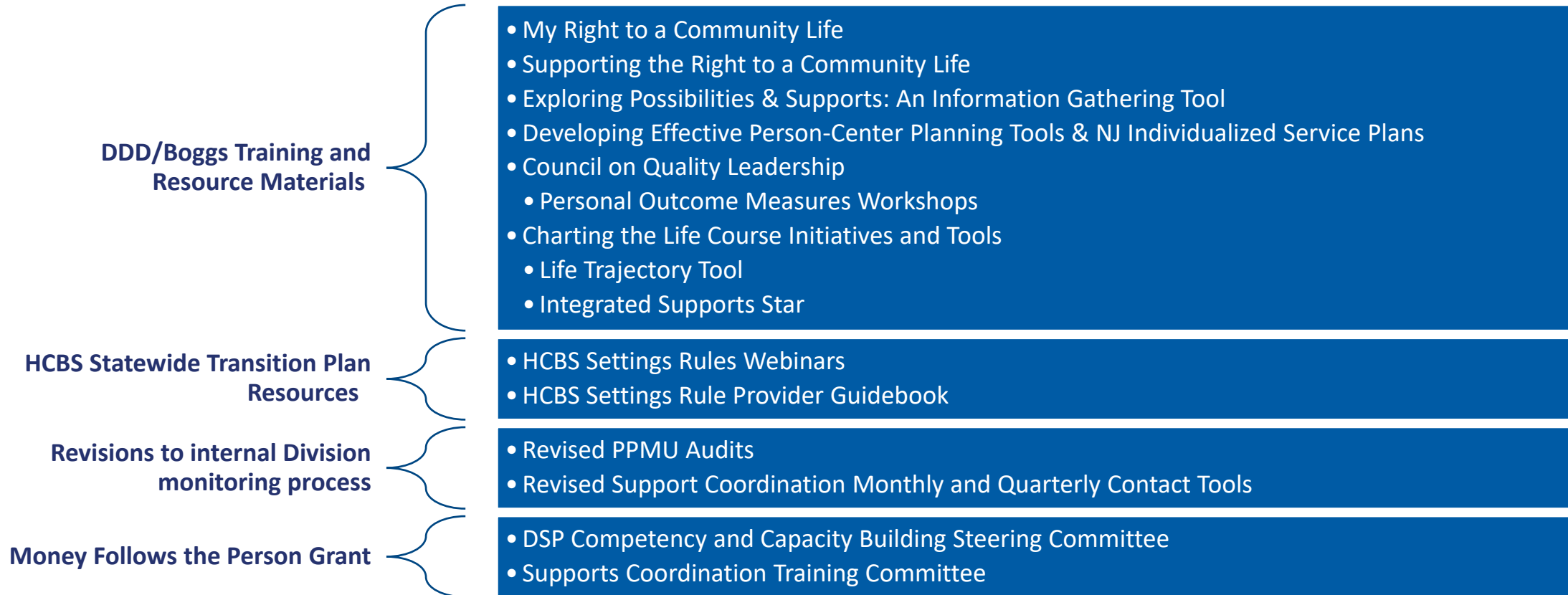
- Choice and Decision Making
- Service Coordination

How are we using the NCI data?

NCI Data

- Prioritize quality improvement initiatives
- Measure the impact of the FFS transition
- Measure the impact of the HCBS Settings Rule
- Inform HCBS Quality Measures Set Report
- Inform Strategic Planning

Improvement Initiatives in Action



Thank you for Viewing!

- Further information can be viewed at <https://idd.nationalcoreindicators.org/staff-providers/>
- If you have any questions, please email us at DDD-WQU@dhs.nj.gov