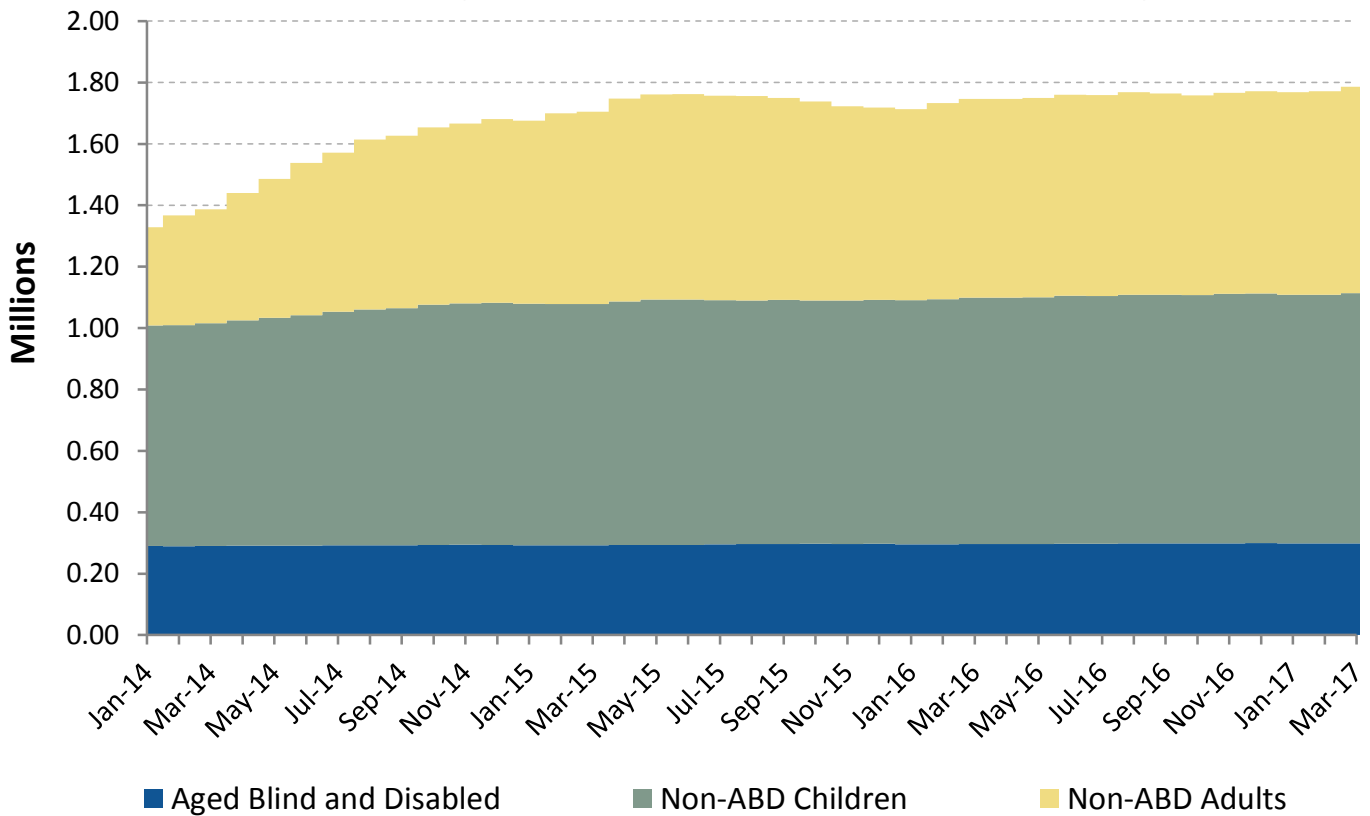


NJ FamilyCare* Enrollment Summary - March 2017

Eligibility Category	Age < 21	Age > 20	Total
Aged	0	92,468	92,468
Blind	57	742	799
Disabled	29,593	175,450	205,043
Non-ABD Children	815,145	0	815,145
Non-ABD Adults	16,841	655,925	672,766
Total	861,636	924,585	1,786,221

NJ FamilyCare* Enrollment Summary



* - **NJ FamilyCare** includes all individuals receiving public medical assistance through the Division of Medical Assistance and Health Services and includes those eligible for federal reimbursement through the Medicaid program and Children's Health Insurance Program established in the federal Social Security Act and those eligible for other public medical assistance programs established through various state laws.

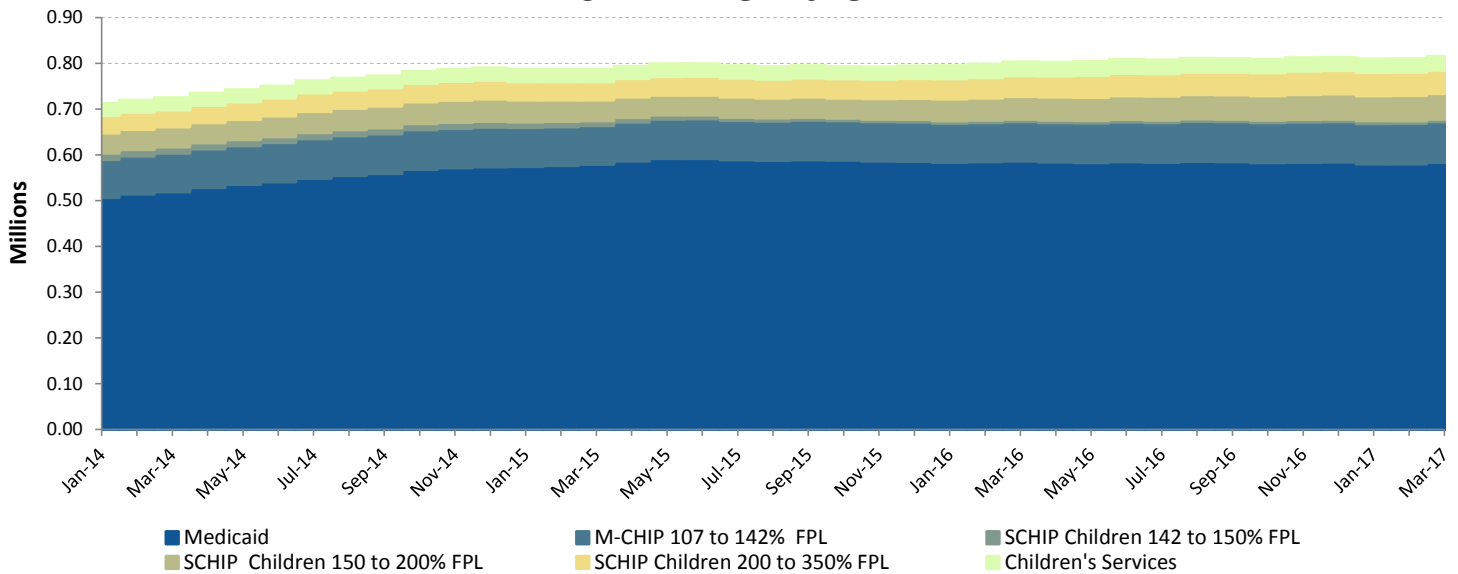
NJ FamilyCare Enrollment Report

Non-ABD Children - March 2017

County	Medicaid	M-CHIP 107 to 142% FPL	SCHIP Children 142 to 150% FPL	SCHIP Children 150 to 200% FPL	SCHIP Children 200 to 350% FPL	Children's Services	Total
Atlantic	24,458	2,690	181	1,950	1,388	1,629	32,296
Bergen	29,529	6,313	503	5,214	5,419	1,245	48,223
Burlington	18,651	2,680	194	2,037	1,980	2,309	27,851
Camden	47,227	5,607	266	3,029	2,811	2,381	61,321
Cape May	5,708	832	50	597	496	434	8,117
Cumberland	17,235	2,408	187	1,514	1,071	1,233	23,648
Essex	83,535	10,185	358	4,241	3,600	3,236	105,155
Gloucester	15,131	2,022	107	1,308	1,453	1,595	21,616
Hudson	63,144	9,914	466	4,139	3,584	1,268	82,515
Hunterdon	2,356	418	35	352	376	489	4,026
Mercer	23,587	3,734	220	2,491	2,022	2,554	34,608
Middlesex	41,324	8,694	575	6,418	5,854	1,410	64,275
Monmouth	27,380	4,514	269	2,828	2,640	1,667	39,298
Morris	10,799	2,308	162	2,014	1,824	1,124	18,231
Ocean	52,806	6,992	443	5,225	6,467	1,748	73,681
Passaic	55,943	8,782	1,171	4,879	3,767	987	75,529
Salem	4,850	628	53	407	286	675	6,899
Somerset	9,875	2,075	116	1,418	1,483	841	15,808
Sussex	3,735	608	53	556	715	650	6,317
Union	40,550	6,762	409	4,487	3,649	1,297	57,154
Warren	5,111	725	43	467	560	419	7,325
Other	5	0	0	0	0	1,247	1,252
Total	582,939	88,891	5,861	55,571	51,445	30,438	815,145

Includes children eligible through CHIPRA - 11,017

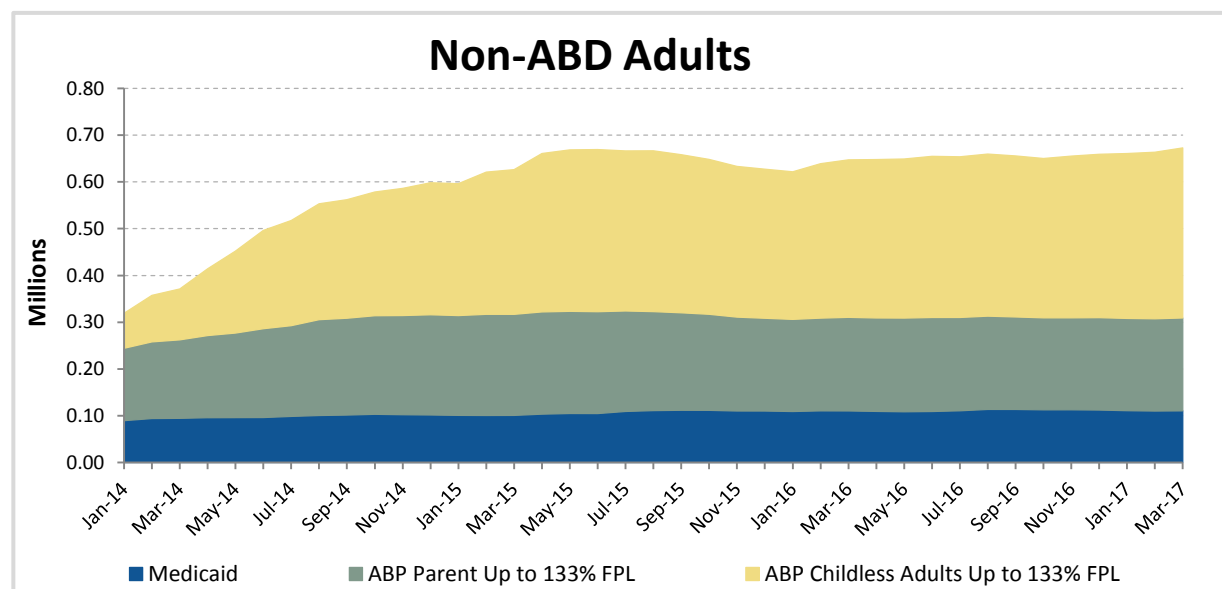
Non-ABD Children



NJ FamilyCare Enrollment Report

Non-ABD Adults - March 2017				
County	Medicaid *	ABP Parent Up to 133% FPL	ABP Childless Adults Up to 133% FPL	Total
Atlantic	5,059	8,439	16,471	29,969
Bergen	5,533	12,993	29,356	47,882
Burlington	4,812	6,482	14,338	25,632
Camden	11,279	14,747	31,604	57,630
Cape May	1,273	2,224	4,570	8,067
Cumberland	3,290	4,596	8,264	16,150
Essex	17,382	25,492	47,282	90,156
Gloucester	3,880	5,815	11,388	21,083
Hudson	10,319	23,172	35,526	69,017
Hunterdon	486	860	2,668	4,014
Mercer	4,403	6,644	13,423	24,470
Middlesex	6,863	14,908	28,400	50,171
Monmouth	4,956	8,270	20,029	33,255
Morris	2,274	3,869	10,753	16,896
Ocean	7,182	19,292	19,945	46,419
Passaic	9,734	19,721	29,189	58,644
Salem	1,223	1,415	2,743	5,381
Somerset	1,644	3,217	7,169	12,030
Sussex	1,038	1,699	4,269	7,006
Union	6,660	12,830	22,535	42,025
Warren	1,222	1,878	3,765	6,865
Other	2	1	1	4
Total	110,514	198,564	363,688	672,766

* Includes pregnant women eligible through CHIPRA - 1,656



NJ FamilyCare Enrollment Report

ABD Eligibles - March 2017				
County	Aged	Blind	Disabled	Total
Atlantic	2,687	22	8,141	10,850
Bergen	11,244	49	10,864	22,157
Burlington	2,478	29	8,722	11,229
Camden	4,683	84	20,196	24,963
Cape May	991	6	2,632	3,629
Cumberland	1,525	22	7,606	9,153
Essex	9,551	136	30,796	40,483
Gloucester	1,407	16	6,383	7,806
Hudson	11,230	89	20,442	31,761
Hunterdon	497	5	1,524	2,026
Mercer	3,264	41	11,723	15,028
Middlesex	9,943	56	12,401	22,400
Monmouth	4,554	45	10,032	14,631
Morris	3,913	15	5,216	9,144
Ocean	3,782	30	10,140	13,952
Passaic	9,083	65	15,569	24,717
Salem	434	4	2,525	2,963
Somerset	3,001	14	3,764	6,779
Sussex	634	9	2,216	2,859
Union	6,660	56	11,832	18,548
Warren	751	6	2,084	2,841
Other	156	0	235	391
Total	92,468	799	205,043	298,310

Includes 32,285 individuals in home and community-based waiver programs

