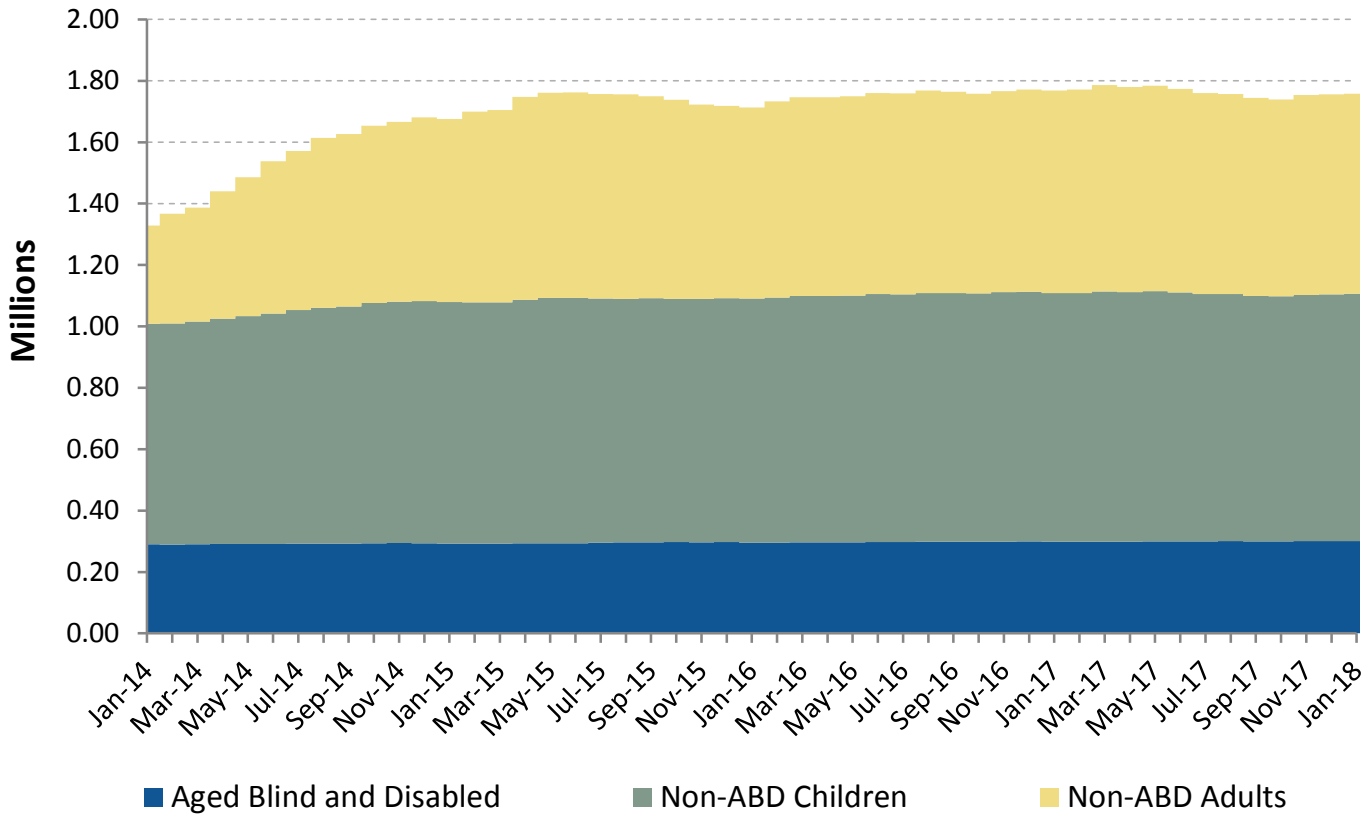


NJ FamilyCare* Enrollment Summary - January 2018

Eligibility Category	Age < 21	Age > 20	Total
Aged	0	94,604	94,604
Blind	54	750	804
Disabled	29,143	176,175	205,318
Non-ABD Children	805,980	0	805,980
Non-ABD Adults	17,683	633,885	651,568
Total	852,860	905,414	1,758,274

NJ FamilyCare* Enrollment Summary



* - **NJ FamilyCare** includes all individuals receiving public medical assistance through the Division of Medical Assistance and Health Services and includes those eligible for federal reimbursement through the Medicaid program and Children's Health Insurance Program established in the federal Social Security Act and those eligible for other public medical assistance programs established through various state laws.

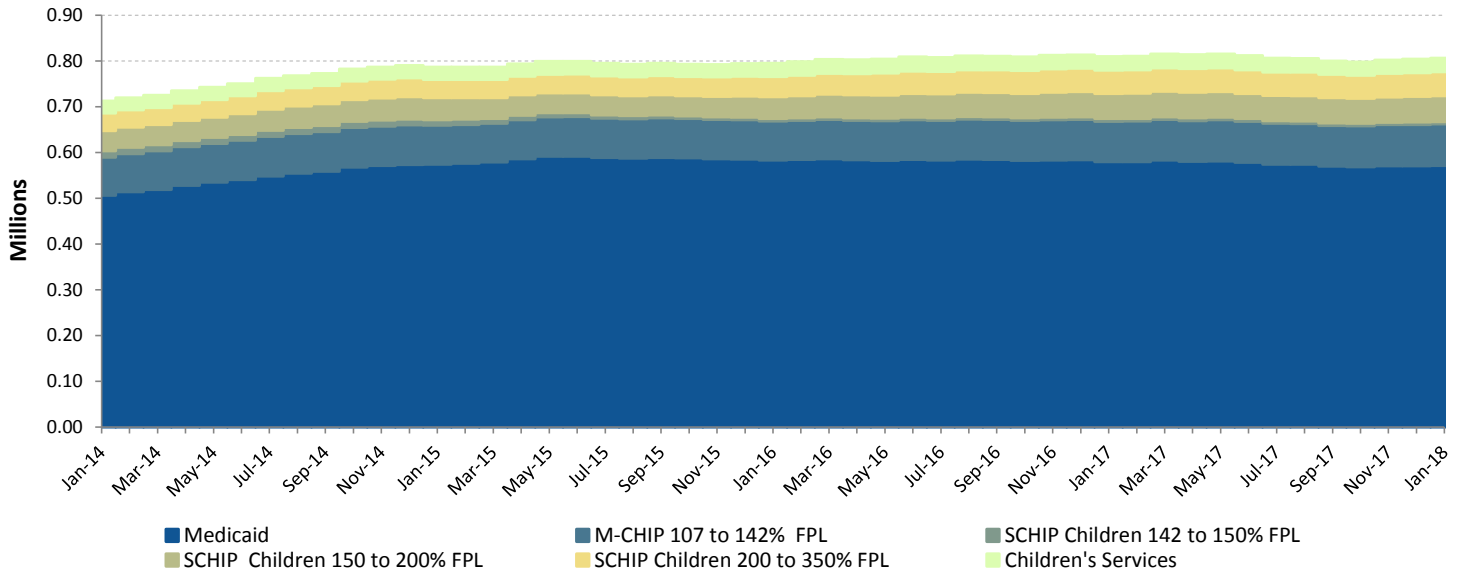
NJ FamilyCare Enrollment Report

Non-ABD Children - January 2018

County	Medicaid	M-CHIP 107 to 142% FPL	SCHIP Children 142 to 150% FPL	SCHIP Children 150 to 200% FPL	SCHIP Children 200 to 350% FPL	Children's Services	Total
Atlantic	23,306	3,110	194	2,008	1,446	1,584	31,648
Bergen	28,378	6,366	406	5,013	5,524	1,159	46,846
Burlington	17,809	2,759	155	2,190	1,996	2,352	27,261
Camden	48,090	5,859	258	2,739	2,692	2,376	62,014
Cape May	5,512	801	50	617	487	436	7,903
Cumberland	17,102	2,522	161	1,639	1,147	1,267	23,838
Essex	84,906	10,677	278	4,302	3,426	3,054	106,643
Gloucester	14,247	1,962	106	1,335	1,409	1,656	20,715
Hudson	62,192	9,753	461	4,336	3,879	1,221	81,842
Hunterdon	2,360	402	25	324	411	521	4,043
Mercer	22,851	3,766	226	2,670	1,968	2,458	33,939
Middlesex	40,285	8,819	497	6,488	5,790	1,409	63,288
Monmouth	25,149	4,326	236	2,575	2,591	1,665	36,542
Morris	11,043	2,498	140	1,936	1,834	1,179	18,630
Ocean	51,613	7,141	560	5,679	7,214	1,818	74,025
Passaic	54,995	8,899	996	5,075	3,765	972	74,702
Salem	4,867	606	38	365	278	667	6,821
Somerset	9,398	2,193	108	1,480	1,446	740	15,365
Sussex	3,580	625	42	624	647	614	6,132
Union	38,933	6,923	379	4,608	3,670	1,251	55,764
Warren	4,595	671	46	534	578	437	6,861
Other	5	0	0	0	0	1,153	1,158
Total	571,216	90,678	5,362	56,537	52,198	29,989	805,980

Includes children eligible through CHIPRA - 10,950

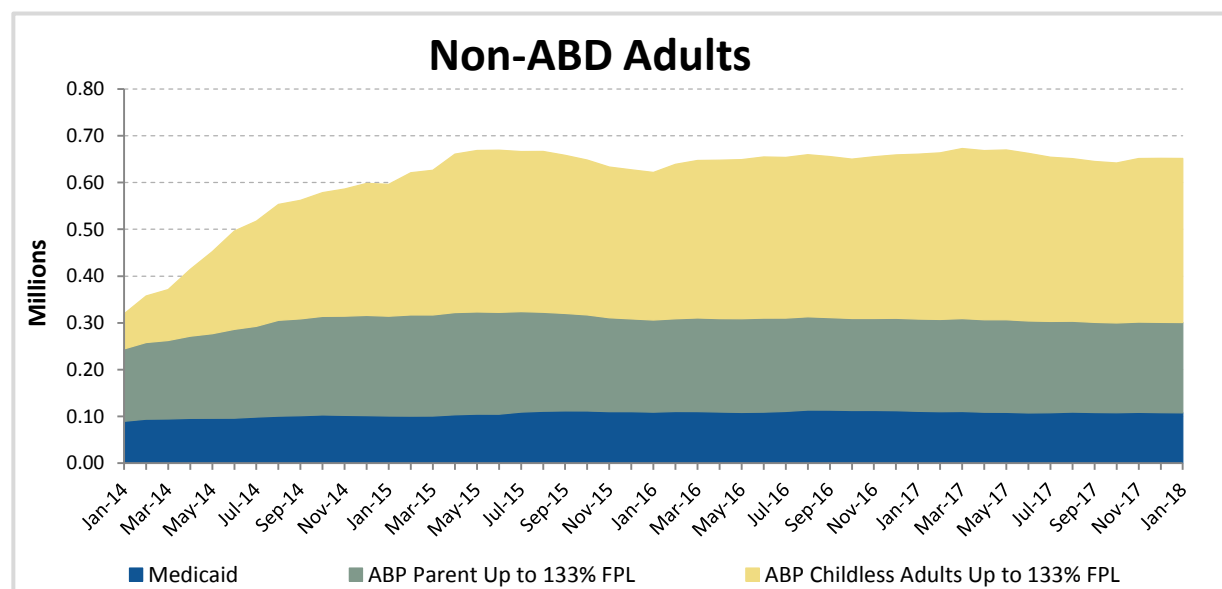
Non-ABD Children



NJ FamilyCare Enrollment Report

Non-ABD Adults - January 2018				
County	Medicaid *	ABP Parent Up to 133% FPL	ABP Childless Adults Up to 133% FPL	Total
Atlantic	4,721	8,268	15,851	28,840
Bergen	5,059	12,594	27,853	45,506
Burlington	4,702	5,930	13,476	24,108
Camden	11,267	14,973	31,622	57,862
Cape May	1,231	2,141	4,386	7,758
Cumberland	3,247	4,570	8,059	15,876
Essex	17,551	25,963	47,476	90,990
Gloucester	3,636	5,252	10,350	19,238
Hudson	10,333	22,440	34,108	66,881
Hunterdon	471	793	2,577	3,841
Mercer	4,285	6,255	12,630	23,170
Middlesex	6,901	14,422	27,346	48,669
Monmouth	4,384	7,726	18,581	30,691
Morris	2,228	3,918	10,381	16,527
Ocean	6,971	18,519	19,104	44,594
Passaic	9,116	19,474	27,857	56,447
Salem	1,257	1,376	2,729	5,362
Somerset	1,579	3,080	6,797	11,456
Sussex	949	1,637	3,943	6,529
Union	6,559	12,154	22,232	40,945
Warren	1,133	1,680	3,460	6,273
Other	2	0	3	5
Total	107,582	193,165	350,821	651,568

* Includes pregnant women eligible through CHIPRA - 1,649



NJ FamilyCare Enrollment Report

ABD Eligibles - January 2018				
County	Aged	Blind	Disabled	Total
Atlantic	2,809	20	8,290	11,119
Bergen	11,570	52	10,941	22,563
Burlington	2,431	28	8,741	11,200
Camden	4,787	87	20,242	25,116
Cape May	1,031	6	2,612	3,649
Cumberland	1,565	23	7,603	9,191
Essex	9,785	140	30,545	40,470
Gloucester	1,406	18	6,445	7,869
Hudson	11,279	86	20,156	31,521
Hunterdon	524	5	1,539	2,068
Mercer	3,285	39	11,766	15,090
Middlesex	10,320	57	12,406	22,783
Monmouth	4,565	47	10,092	14,704
Morris	4,203	17	5,268	9,488
Ocean	3,790	31	10,247	14,068
Passaic	9,335	60	15,488	24,883
Salem	438	7	2,585	3,030
Somerset	3,095	12	3,782	6,889
Sussex	630	8	2,271	2,909
Union	6,910	55	11,918	18,883
Warren	732	6	2,156	2,894
Other	114	0	225	339
Total	94,604	804	205,318	300,726

Includes 36,624 individuals in home and community-based waiver programs

