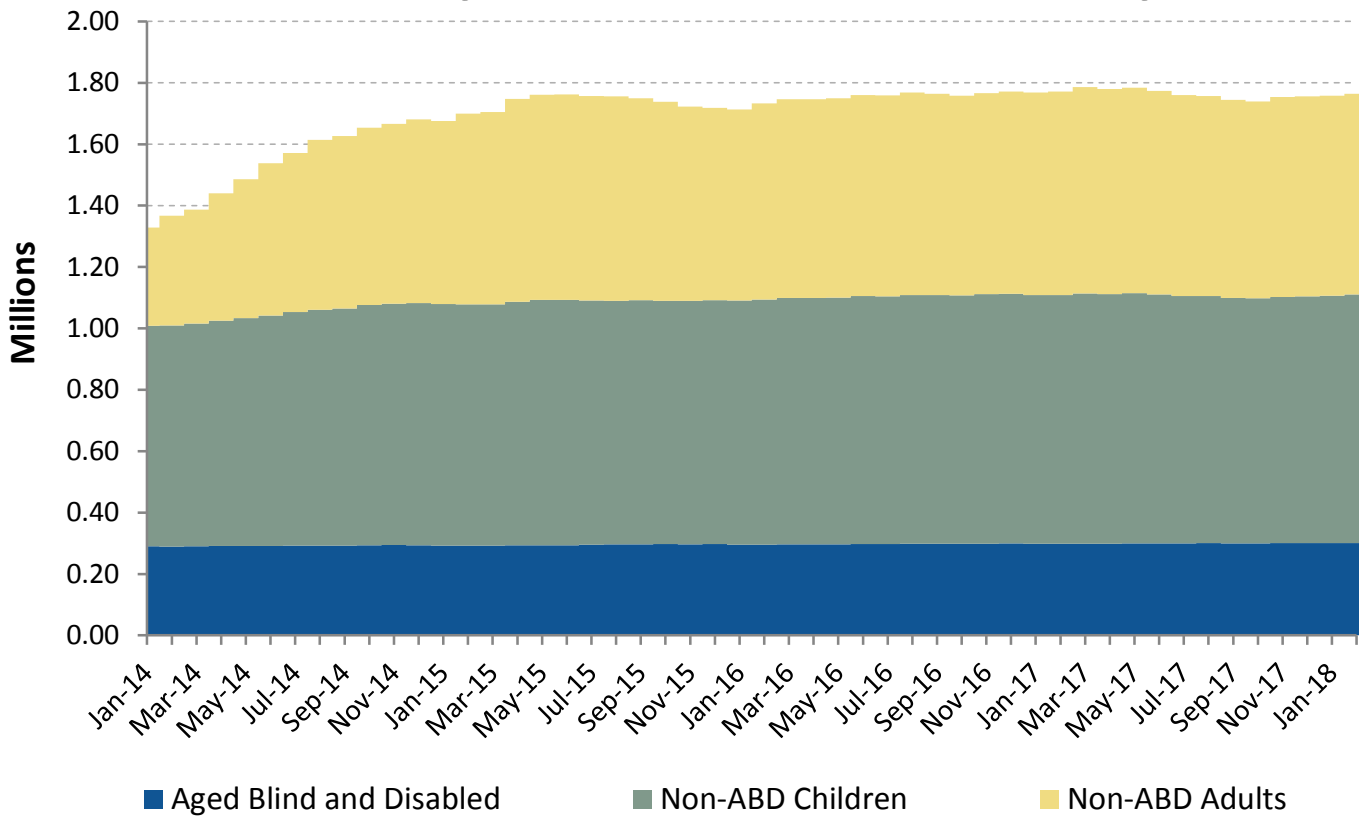


## NJ FamilyCare\* Enrollment Summary - February 2018

Eligibility Category	Age < 21	Age > 20	Total
Aged	0	94,477	<b>94,477</b>
Blind	53	746	<b>799</b>
Disabled	28,954	176,078	<b>205,032</b>
Non-ABD Children	809,928	0	<b>809,928</b>
Non-ABD Adults	17,854	635,959	<b>653,813</b>
<b>Total</b>	<b>856,789</b>	<b>907,260</b>	<b>1,764,049</b>

### NJ FamilyCare\* Enrollment Summary

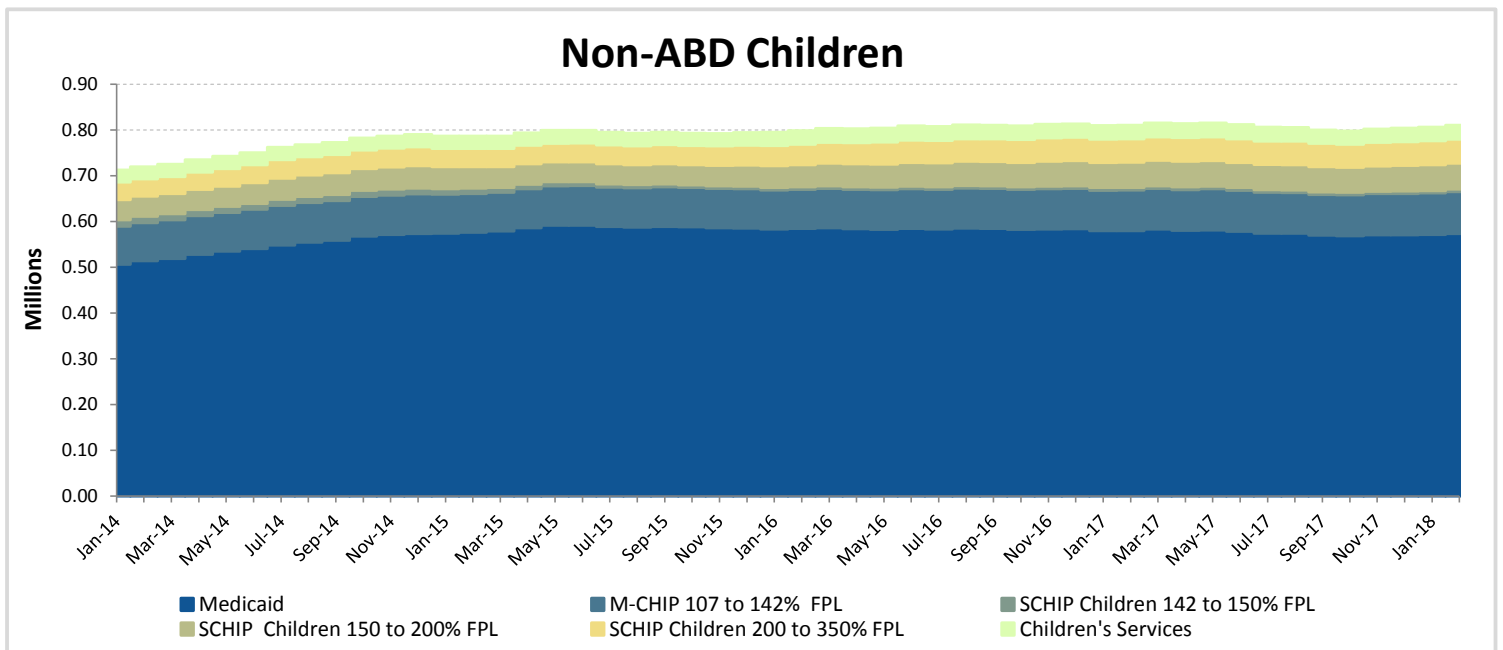


\* - **NJ FamilyCare** includes all individuals receiving public medical assistance through the Division of Medical Assistance and Health Services and includes those eligible for federal reimbursement through the Medicaid program and Children's Health Insurance Program established in the federal Social Security Act and those eligible for other public medical assistance programs established through various state laws.

# NJ FamilyCare Enrollment Report

Non-ABD Children - February 2018							
County	Medicaid	M-CHIP 107 to 142% FPL	SCHIP Children 142 to 150% FPL	SCHIP Children 150 to 200% FPL	SCHIP Children 200 to 350% FPL	Children's Services	Total
Atlantic	23,549	3,129	193	2,042	1,430	1,581	31,924
Bergen	28,611	6,498	391	5,044	5,578	1,155	47,277
Burlington	17,987	2,786	160	2,212	1,992	2,481	27,618
Camden	48,304	5,910	254	2,783	2,656	2,398	62,305
Cape May	5,566	794	54	609	479	438	7,940
Cumberland	16,977	2,536	151	1,629	1,150	1,294	23,737
Essex	85,171	10,789	288	4,377	3,402	3,076	107,103
Gloucester	14,230	1,963	101	1,374	1,415	1,648	20,731
Hudson	62,248	9,782	458	4,453	3,996	1,220	82,157
Hunterdon	2,363	404	28	342	422	531	4,090
Mercer	22,942	3,796	215	2,681	1,956	2,467	34,057
Middlesex	40,606	8,990	512	6,458	5,716	1,395	63,677
Monmouth	25,700	4,399	239	2,576	2,606	1,676	37,196
Morris	11,029	2,536	148	1,919	1,869	1,193	18,694
Ocean	51,734	7,246	548	5,687	7,245	1,835	74,295
Passaic	55,035	8,968	935	5,113	3,830	971	74,852
Salem	4,836	589	27	390	279	670	6,791
Somerset	9,435	2,197	101	1,505	1,455	641	15,334
Sussex	3,605	628	43	621	652	622	6,171
Union	38,978	7,031	383	4,643	3,728	1,251	56,014
Warren	4,531	669	46	543	568	440	6,797
Other	3	0	0	0	0	1,165	1,168
<b>Total</b>	<b>573,440</b>	<b>91,640</b>	<b>5,275</b>	<b>57,001</b>	<b>52,424</b>	<b>30,148</b>	<b>809,928</b>

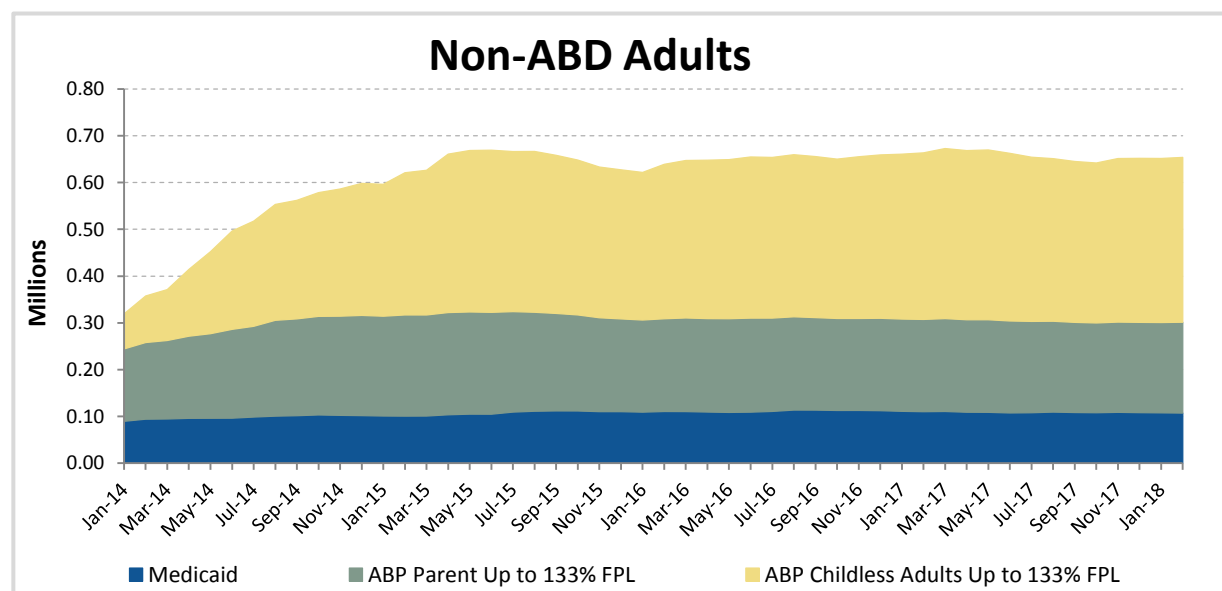
*Includes children eligible through CHIPRA - 11,114*



# NJ FamilyCare Enrollment Report

Non-ABD Adults - February 2018				
County	Medicaid *	ABP Parent Up to 133% FPL	ABP Childless Adults Up to 133% FPL	Total
Atlantic	4,731	8,358	15,994	29,083
Bergen	5,031	12,586	27,973	45,590
Burlington	4,769	5,932	13,563	24,264
Camden	11,308	15,062	31,925	58,295
Cape May	1,221	2,175	4,395	7,791
Cumberland	3,184	4,562	8,053	15,799
Essex	17,506	26,140	48,027	91,673
Gloucester	3,651	5,270	10,274	19,195
Hudson	10,224	22,472	34,335	67,031
Hunterdon	474	796	2,558	3,828
Mercer	4,234	6,311	12,716	23,261
Middlesex	6,888	14,595	27,378	48,861
Monmouth	4,401	7,858	18,733	30,992
Morris	2,181	3,962	10,309	16,452
Ocean	6,929	18,662	19,282	44,873
Passaic	9,034	19,527	27,843	56,404
Salem	1,249	1,368	2,701	5,318
Somerset	1,573	3,077	6,804	11,454
Sussex	941	1,622	3,918	6,481
Union	6,444	12,245	22,308	40,997
Warren	1,119	1,653	3,396	6,168
Other	0	0	3	3
<b>Total</b>	<b>107,092</b>	<b>194,233</b>	<b>352,488</b>	<b>653,813</b>

\* Includes pregnant women eligible through CHIPRA - 1,619



# NJ FamilyCare Enrollment Report

ABD Eligibles - February 2018				
County	Aged	Blind	Disabled	Total
Atlantic	2,809	20	8,278	11,107
Bergen	11,484	50	10,907	22,441
Burlington	2,442	27	8,735	11,204
Camden	4,756	87	20,170	25,013
Cape May	1,019	6	2,595	3,620
Cumberland	1,561	23	7,599	9,183
Essex	9,887	139	30,567	40,593
Gloucester	1,398	17	6,432	7,847
Hudson	11,249	87	20,120	31,456
Hunterdon	527	5	1,539	2,071
Mercer	3,274	39	11,747	15,060
Middlesex	10,356	57	12,391	22,804
Monmouth	4,572	46	10,088	14,706
Morris	4,164	17	5,261	9,442
Ocean	3,754	30	10,219	14,003
Passaic	9,303	61	15,445	24,809
Salem	433	7	2,579	3,019
Somerset	3,107	12	3,806	6,925
Sussex	626	8	2,266	2,900
Union	6,909	55	11,892	18,856
Warren	736	6	2,171	2,913
Other	111	0	225	336
<b>Total</b>	<b>94,477</b>	<b>799</b>	<b>205,032</b>	<b>300,308</b>

*Includes 36,744 individuals in home and community-based waiver programs*

