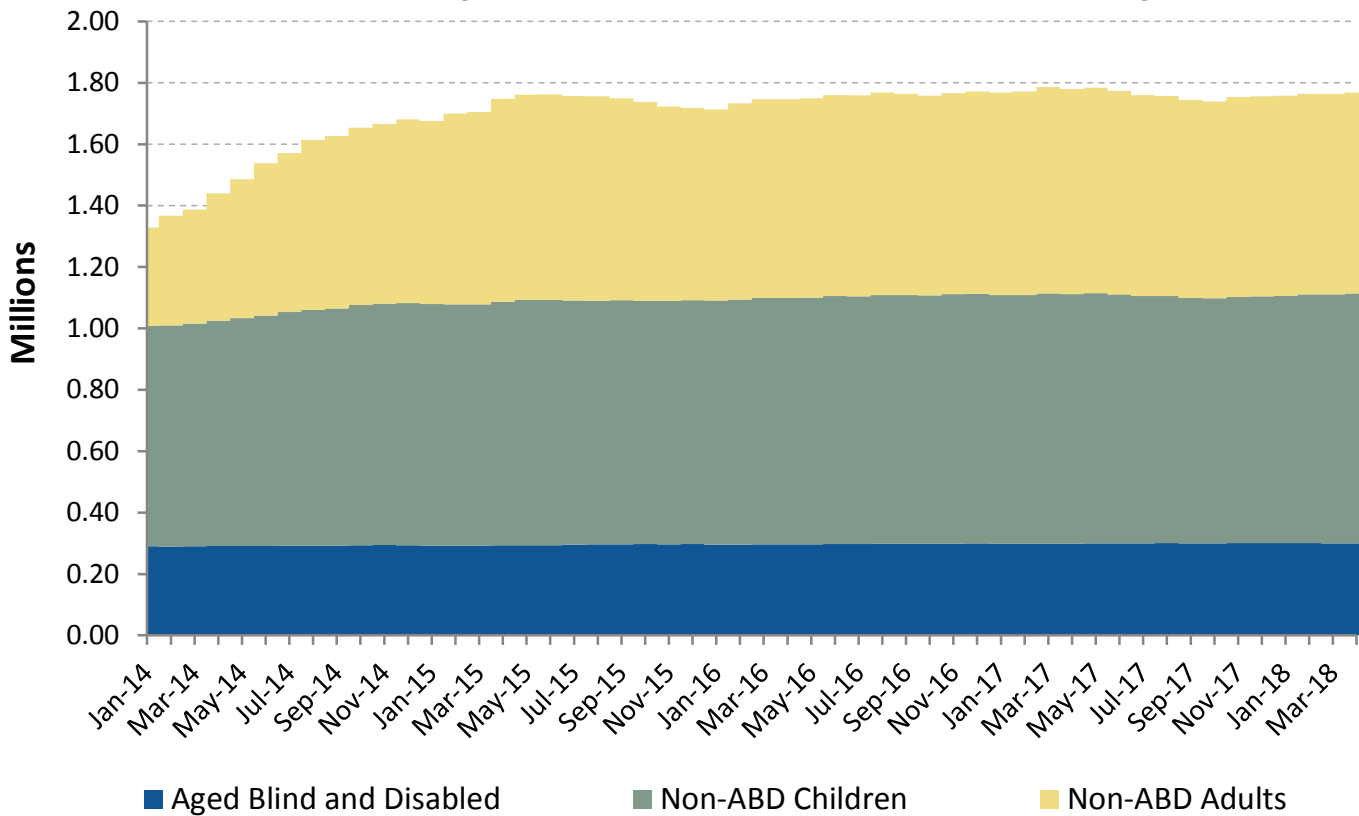


## NJ FamilyCare\* Enrollment Summary - April 2018

Eligibility Category	Age < 21	Age > 20	Total
Aged	0	94,677	<b>94,677</b>
Blind	47	753	<b>800</b>
Disabled	28,891	175,745	<b>204,636</b>
Non-ABD Children	813,828	0	<b>813,828</b>
Non-ABD Adults	18,207	636,608	<b>654,815</b>
<b>Total</b>	<b>860,973</b>	<b>907,783</b>	<b>1,768,756</b>

### NJ FamilyCare\* Enrollment Summary



\* - **NJ FamilyCare** includes all individuals receiving public medical assistance through the Division of Medical Assistance and Health Services and includes those eligible for federal reimbursement through the Medicaid program and Children's Health Insurance Program established in the federal Social Security Act and those eligible for other public medical assistance programs established through various state laws.

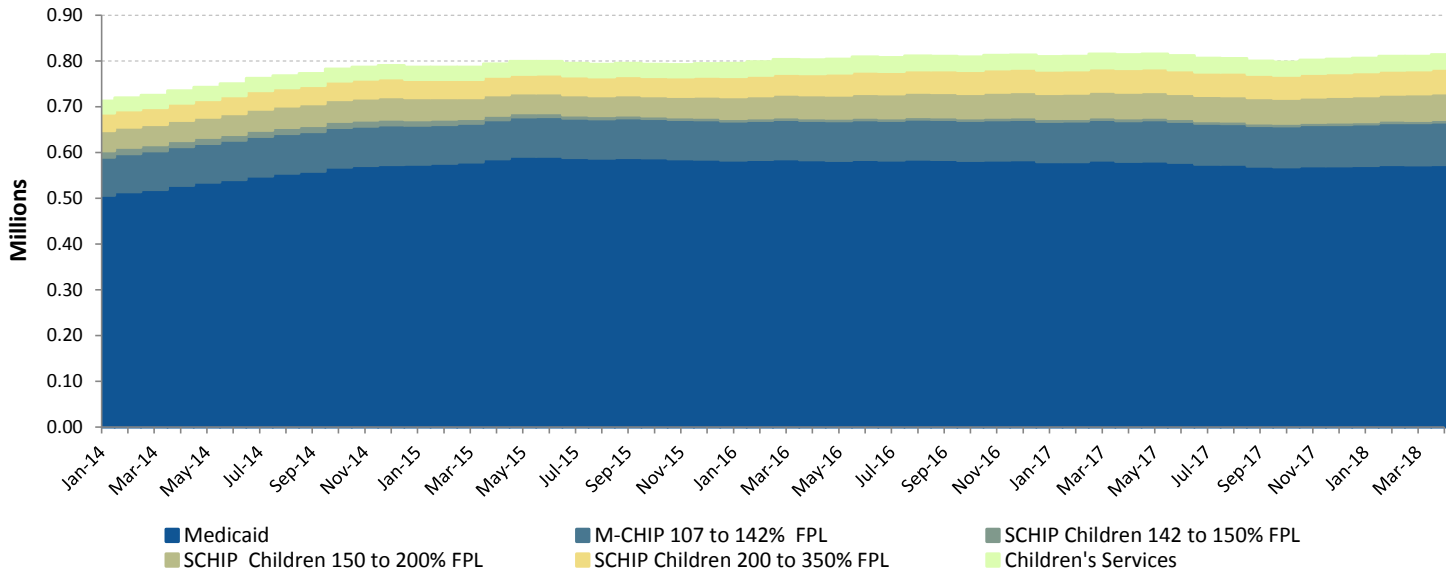
# NJ FamilyCare Enrollment Report

## Non-ABD Children - April 2018

County	Medicaid	M-CHIP 107 to 142% FPL	SCHIP Children 142 to 150% FPL	SCHIP Children 150 to 200% FPL	SCHIP Children 200 to 350% FPL	Children's Services	Total
Atlantic	23,564	3,246	202	2,084	1,475	1,591	32,162
Bergen	28,779	6,667	385	5,204	5,705	1,159	47,899
Burlington	18,091	2,790	160	2,280	2,032	2,495	27,848
Camden	48,196	5,977	264	2,862	2,672	2,459	62,430
Cape May	5,585	821	51	592	486	428	7,963
Cumberland	16,994	2,545	166	1,685	1,141	1,304	23,835
Essex	85,042	11,023	284	4,483	3,459	3,062	107,353
Gloucester	13,974	1,966	107	1,409	1,433	1,656	20,545
Hudson	60,708	9,664	501	4,750	4,163	1,229	81,015
Hunterdon	2,286	400	25	371	449	515	4,046
Mercer	23,204	3,841	240	2,804	1,957	2,189	34,235
Middlesex	40,945	9,101	552	6,517	5,843	1,424	64,382
Monmouth	26,417	4,587	258	2,632	2,665	1,655	38,214
Morris	10,730	2,508	137	1,943	1,944	1,212	18,474
Ocean	52,146	7,407	563	5,772	7,288	1,868	75,044
Passaic	55,248	9,177	867	5,105	3,980	962	75,339
Salem	4,914	579	32	381	284	705	6,895
Somerset	9,480	2,174	110	1,543	1,515	633	15,455
Sussex	3,555	642	38	611	654	694	6,194
Union	39,160	7,090	369	4,726	3,833	1,252	56,430
Warren	4,574	700	53	571	572	445	6,915
Other	2	0	0	0	0	1,153	1,155
<b>Total</b>	<b>573,594</b>	<b>92,905</b>	<b>5,364</b>	<b>58,325</b>	<b>53,550</b>	<b>30,090</b>	<b>813,828</b>

*Includes children eligible through CHIPRA - 11,440*

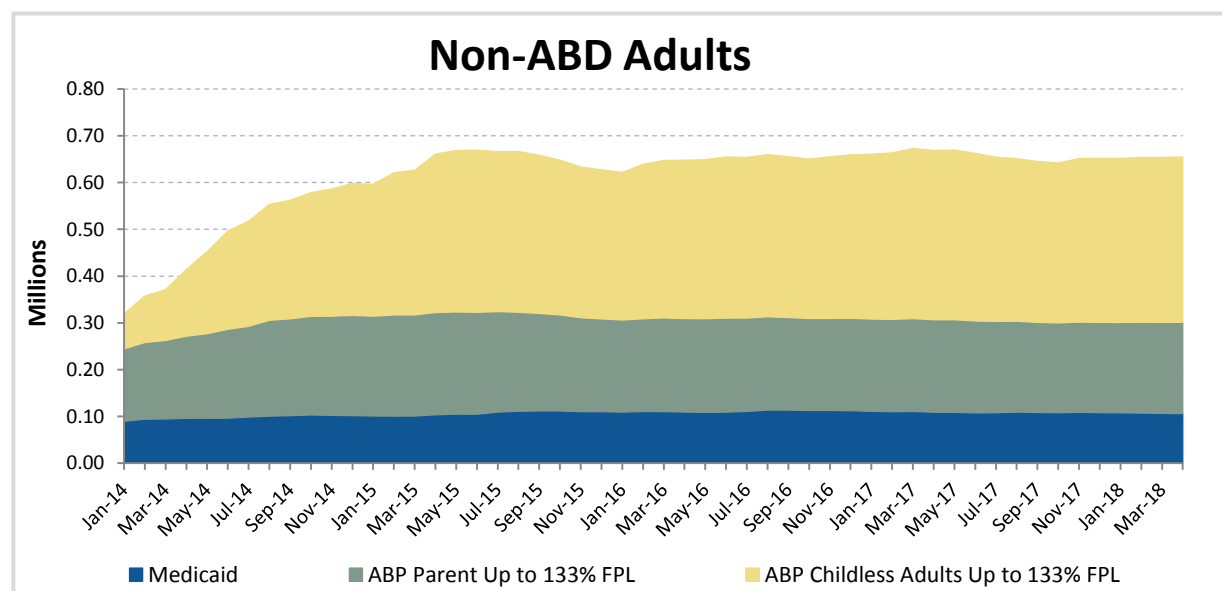
## Non-ABD Children



# NJ FamilyCare Enrollment Report

Non-ABD Adults - April 2018				
County	Medicaid *	ABP Parent Up to 133% FPL	ABP Childless Adults Up to 133% FPL	Total
Atlantic	4,701	8,413	16,124	29,238
Bergen	5,068	12,762	28,042	45,872
Burlington	4,749	5,974	13,665	24,388
Camden	11,297	15,010	31,896	58,203
Cape May	1,220	2,168	4,468	7,856
Cumberland	3,173	4,581	8,018	15,772
Essex	17,046	26,573	48,170	91,789
Gloucester	3,521	5,135	10,075	18,731
Hudson	10,103	22,216	34,527	66,846
Hunterdon	438	771	2,413	3,622
Mercer	4,224	6,419	12,828	23,471
Middlesex	6,860	14,725	27,488	49,073
Monmouth	4,505	8,010	19,082	31,597
Morris	2,109	3,868	10,147	16,124
Ocean	7,007	18,814	19,532	45,353
Passaic	8,813	19,773	27,939	56,525
Salem	1,286	1,388	2,759	5,433
Somerset	1,541	3,044	6,728	11,313
Sussex	934	1,601	3,894	6,429
Union	6,319	12,224	22,456	40,999
Warren	1,095	1,673	3,410	6,178
Other	0	0	3	3
<b>Total</b>	<b>106,009</b>	<b>195,142</b>	<b>353,664</b>	<b>654,815</b>

\* Includes pregnant women eligible through CHIPRA - 1,640



# NJ FamilyCare Enrollment Report

ABD Eligibles - April 2018				
County	Aged	Blind	Disabled	Total
Atlantic	2,742	18	8,223	10,983
Bergen	11,502	49	10,908	22,459
Burlington	2,423	27	8,664	11,114
Camden	4,759	87	20,139	24,985
Cape May	1,015	6	2,589	3,610
Cumberland	1,554	23	7,627	9,204
Essex	9,999	139	30,561	40,699
Gloucester	1,364	17	6,431	7,812
Hudson	11,269	90	20,032	31,391
Hunterdon	539	5	1,532	2,076
Mercer	3,275	40	11,752	15,067
Middlesex	10,447	57	12,363	22,867
Monmouth	4,596	46	10,053	14,695
Morris	4,168	17	5,291	9,476
Ocean	3,725	30	10,235	13,990
Passaic	9,324	63	15,321	24,708
Salem	427	7	2,578	3,012
Somerset	3,111	12	3,819	6,942
Sussex	639	7	2,285	2,931
Union	6,972	54	11,834	18,860
Warren	722	6	2,178	2,906
Other	105	0	221	326
<b>Total</b>	<b>94,677</b>	<b>800</b>	<b>204,636</b>	<b>300,113</b>

*Includes 37,519 individuals in home and community-based waiver programs*

