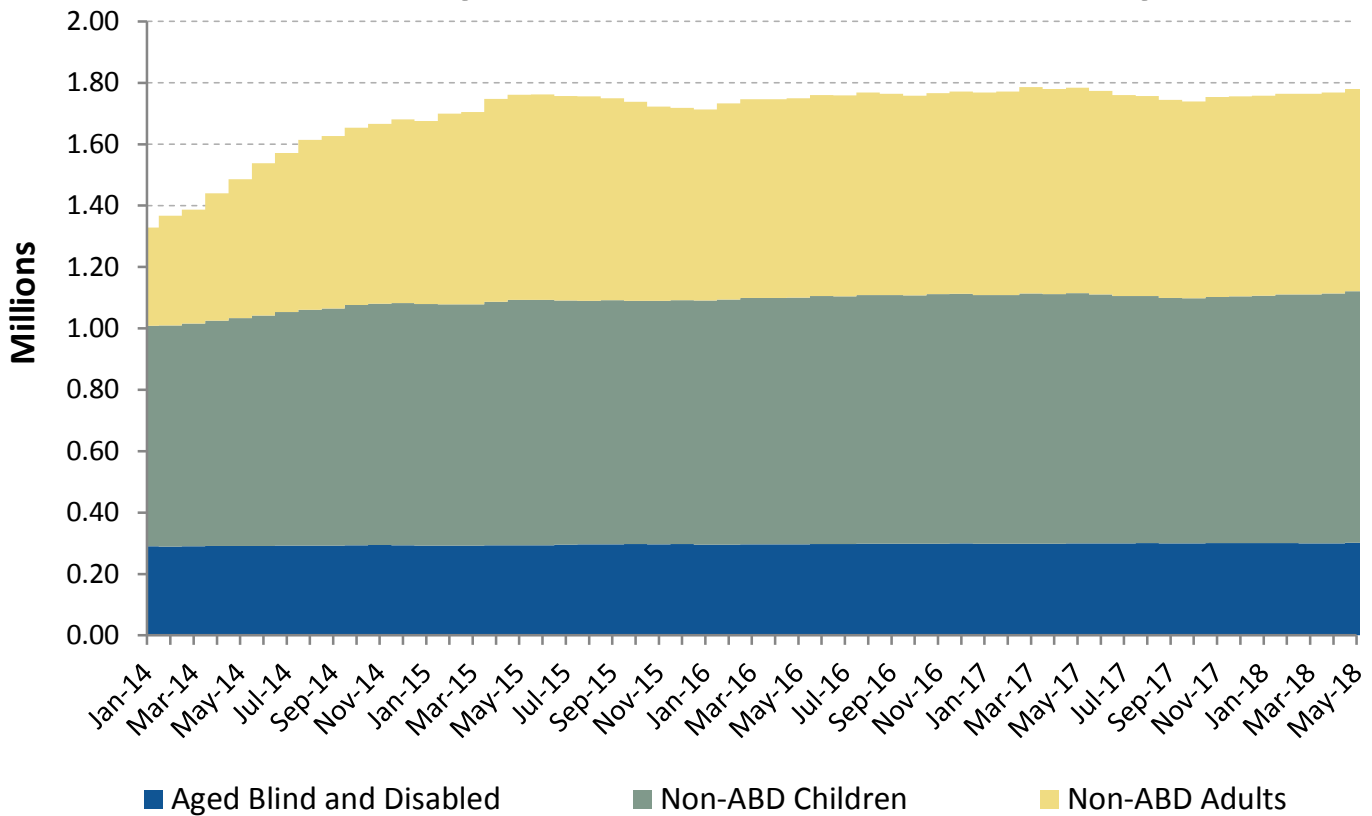


## NJ FamilyCare\* Enrollment Summary - May 2018

Eligibility Category	Age < 21	Age > 20	Total
Aged	0	95,389	95,389
Blind	47	759	806
Disabled	28,913	176,131	205,044
Non-ABD Children	819,412	0	819,412
Non-ABD Adults	18,591	640,547	659,138
<b>Total</b>	<b>866,963</b>	<b>912,826</b>	<b>1,779,789</b>

### NJ FamilyCare\* Enrollment Summary



\* - **NJ FamilyCare** includes all individuals receiving public medical assistance through the Division of Medical Assistance and Health Services and includes those eligible for federal reimbursement through the Medicaid program and Children's Health Insurance Program established in the federal Social Security Act and those eligible for other public medical assistance programs established through various state laws.

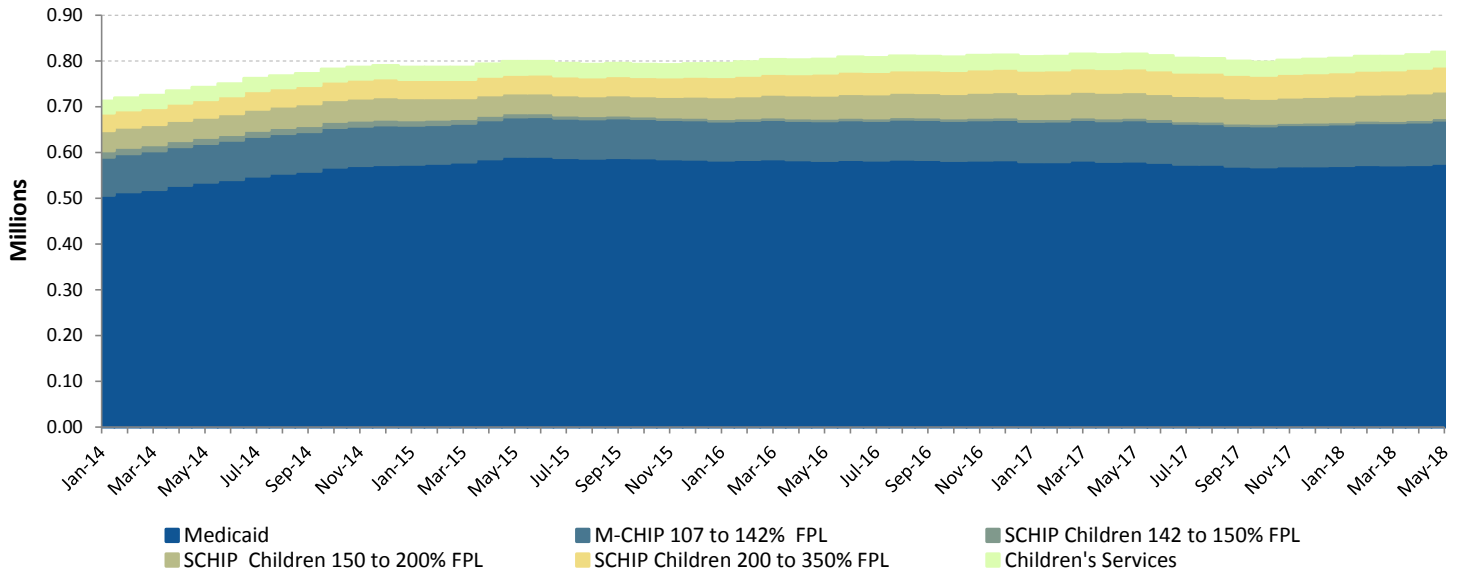
# NJ FamilyCare Enrollment Report

## Non-ABD Children - May 2018

County	Medicaid	M-CHIP 107 to 142% FPL	SCHIP Children 142 to 150% FPL	SCHIP Children 150 to 200% FPL	SCHIP Children 200 to 350% FPL	Children's Services	Total
Atlantic	23,583	3,256	210	2,103	1,472	1,588	32,212
Bergen	29,129	6,785	388	5,166	5,787	1,221	48,476
Burlington	18,214	2,824	164	2,284	2,103	2,529	28,118
Camden	48,331	6,033	271	2,928	2,720	2,478	62,761
Cape May	5,600	829	48	581	512	437	8,007
Cumberland	17,018	2,563	178	1,657	1,178	1,297	23,891
Essex	85,582	11,251	284	4,501	3,456	3,089	108,163
Gloucester	14,037	1,989	117	1,421	1,492	1,663	20,719
Hudson	60,891	9,775	511	4,757	4,155	1,247	81,336
Hunterdon	2,270	411	28	371	472	529	4,081
Mercer	23,372	3,829	245	2,793	2,023	2,298	34,560
Middlesex	41,284	9,236	582	6,562	5,929	1,460	65,053
Monmouth	26,642	4,593	267	2,634	2,772	1,702	38,610
Morris	10,761	2,485	146	1,963	1,933	1,223	18,511
Ocean	52,371	7,542	566	5,841	7,411	1,895	75,626
Passaic	55,134	9,277	855	5,119	4,038	1,002	75,425
Salem	4,873	583	34	383	278	706	6,857
Somerset	9,529	2,195	107	1,557	1,560	659	15,607
Sussex	3,578	652	39	624	650	670	6,213
Union	39,595	7,166	372	4,767	3,912	1,283	57,095
Warren	4,573	702	50	569	594	443	6,931
Other	2	0	0	0	0	1,158	1,160
<b>Total</b>	<b>576,369</b>	<b>93,976</b>	<b>5,462</b>	<b>58,581</b>	<b>54,447</b>	<b>30,577</b>	<b>819,412</b>

*Includes children eligible through CHIPRA - 11,697*

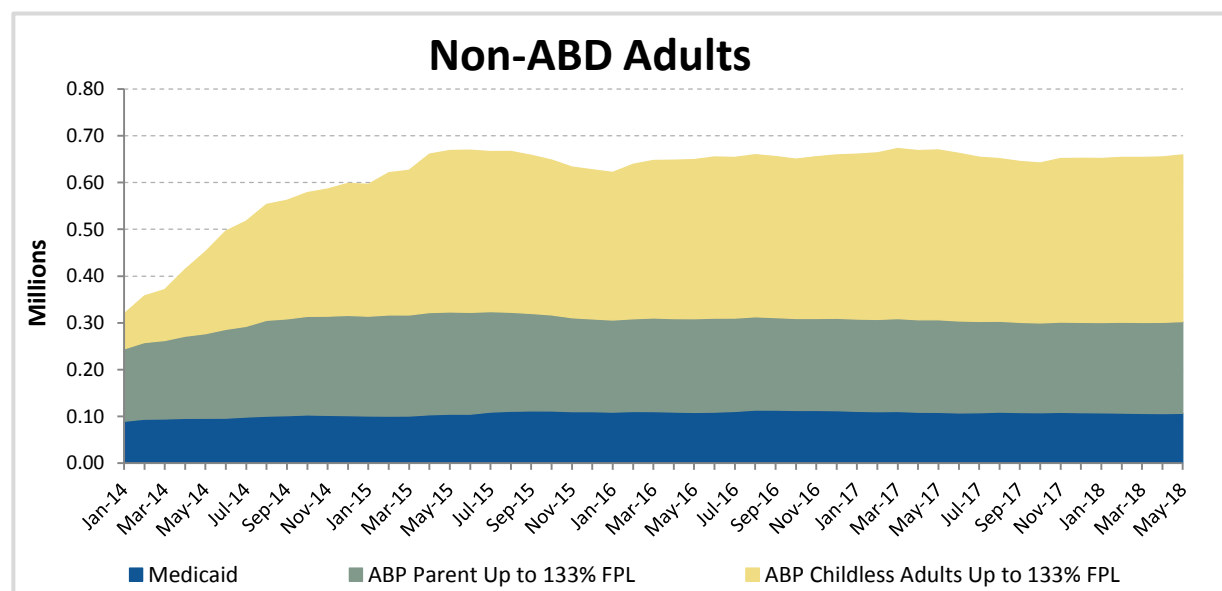
## Non-ABD Children



# NJ FamilyCare Enrollment Report

Non-ABD Adults - May 2018				
County	Medicaid *	ABP Parent Up to 133% FPL	ABP Childless Adults Up to 133% FPL	Total
Atlantic	4,685	8,412	16,238	29,335
Bergen	5,193	12,860	28,339	46,392
Burlington	4,761	6,011	13,769	24,541
Camden	11,318	15,092	32,136	58,546
Cape May	1,228	2,173	4,495	7,896
Cumberland	3,171	4,560	8,107	15,838
Essex	17,094	26,786	48,782	92,662
Gloucester	3,562	5,156	10,082	18,800
Hudson	10,165	22,281	34,808	67,254
Hunterdon	440	749	2,417	3,606
Mercer	4,259	6,437	12,947	23,643
Middlesex	6,900	14,918	27,690	49,508
Monmouth	4,484	8,137	19,163	31,784
Morris	2,112	3,897	10,195	16,204
Ocean	7,004	18,955	19,678	45,637
Passaic	8,820	19,748	28,128	56,696
Salem	1,285	1,391	2,749	5,425
Somerset	1,580	3,054	6,778	11,412
Sussex	952	1,593	3,927	6,472
Union	6,385	12,377	22,583	41,345
Warren	1,103	1,654	3,383	6,140
Other	0	0	2	2
<b>Total</b>	<b>106,501</b>	<b>196,241</b>	<b>356,396</b>	<b>659,138</b>

\* Includes pregnant women eligible through CHIPRA - 1,739



# NJ FamilyCare Enrollment Report

ABD Eligibles - May 2018				
County	Aged	Blind	Disabled	Total
Atlantic	2,740	19	8,229	10,988
Bergen	11,635	49	10,894	22,578
Burlington	2,425	27	8,694	11,146
Camden	4,769	90	20,189	25,048
Cape May	1,050	6	2,604	3,660
Cumberland	1,554	23	7,635	9,212
Essex	10,074	136	30,584	40,794
Gloucester	1,395	17	6,484	7,896
Hudson	11,358	90	20,040	31,488
Hunterdon	537	7	1,546	2,090
Mercer	3,300	43	11,798	15,141
Middlesex	10,573	58	12,401	23,032
Monmouth	4,616	47	10,053	14,716
Morris	4,192	16	5,313	9,521
Ocean	3,764	30	10,277	14,071
Passaic	9,379	63	15,350	24,792
Salem	434	7	2,599	3,040
Somerset	3,110	12	3,803	6,925
Sussex	641	7	2,278	2,926
Union	7,020	53	11,878	18,951
Warren	721	6	2,176	2,903
Other	102	0	219	321
<b>Total</b>	<b>95,389</b>	<b>806</b>	<b>205,044</b>	<b>301,239</b>

*Includes 37,954 individuals in home and community-based waiver programs*

