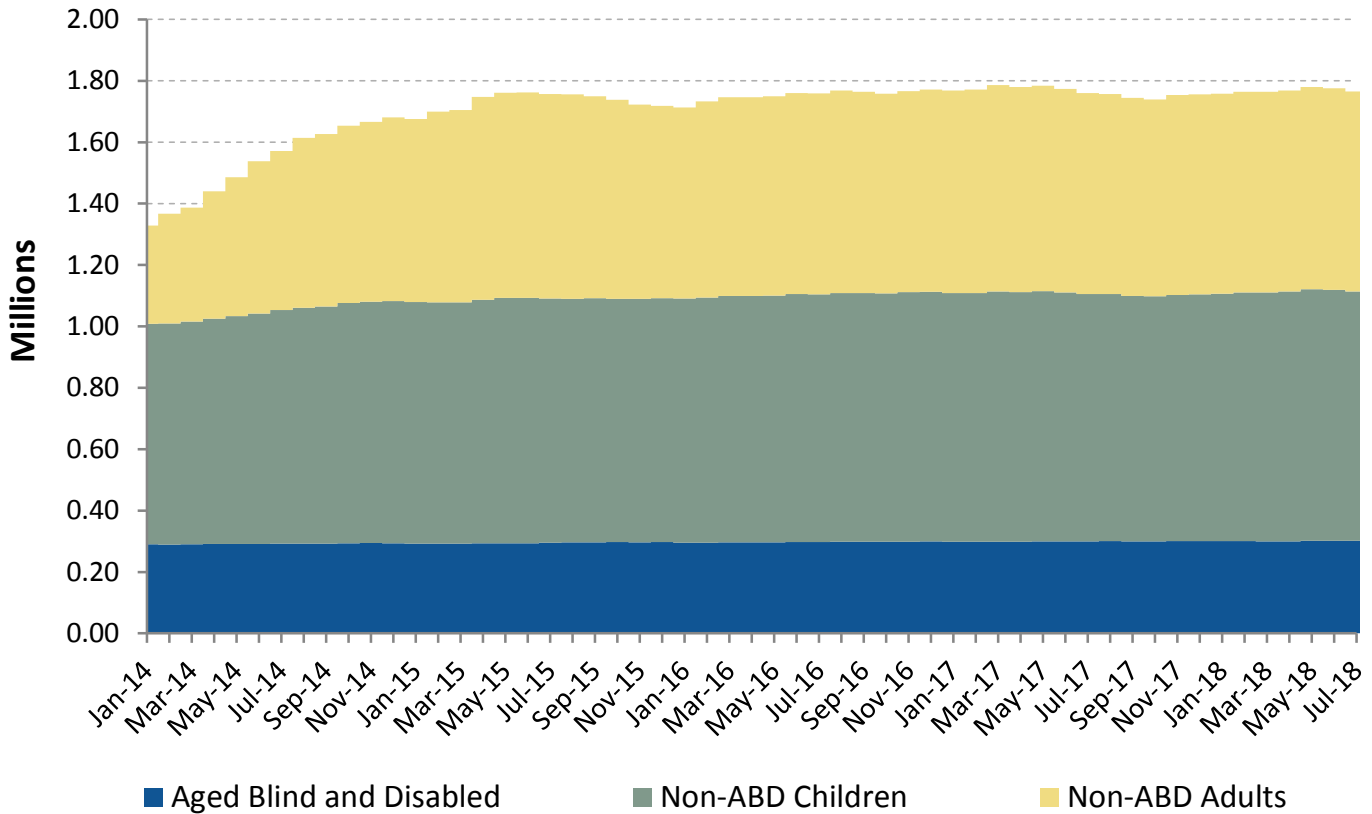


NJ FamilyCare* Enrollment Summary - July 2018

Eligibility Category	Age < 21	Age > 20	Total
Aged	0	96,096	96,096
Blind	50	754	804
Disabled	28,810	176,005	204,815
Non-ABD Children	812,605	0	812,605
Non-ABD Adults	18,831	632,035	650,866
Total	860,296	904,890	1,765,186

NJ FamilyCare* Enrollment Summary



* - **NJ FamilyCare** includes all individuals receiving public medical assistance through the Division of Medical Assistance and Health Services and includes those eligible for federal reimbursement through the Medicaid program and Children's Health Insurance Program established in the federal Social Security Act and those eligible for other public medical assistance programs established through various state laws.

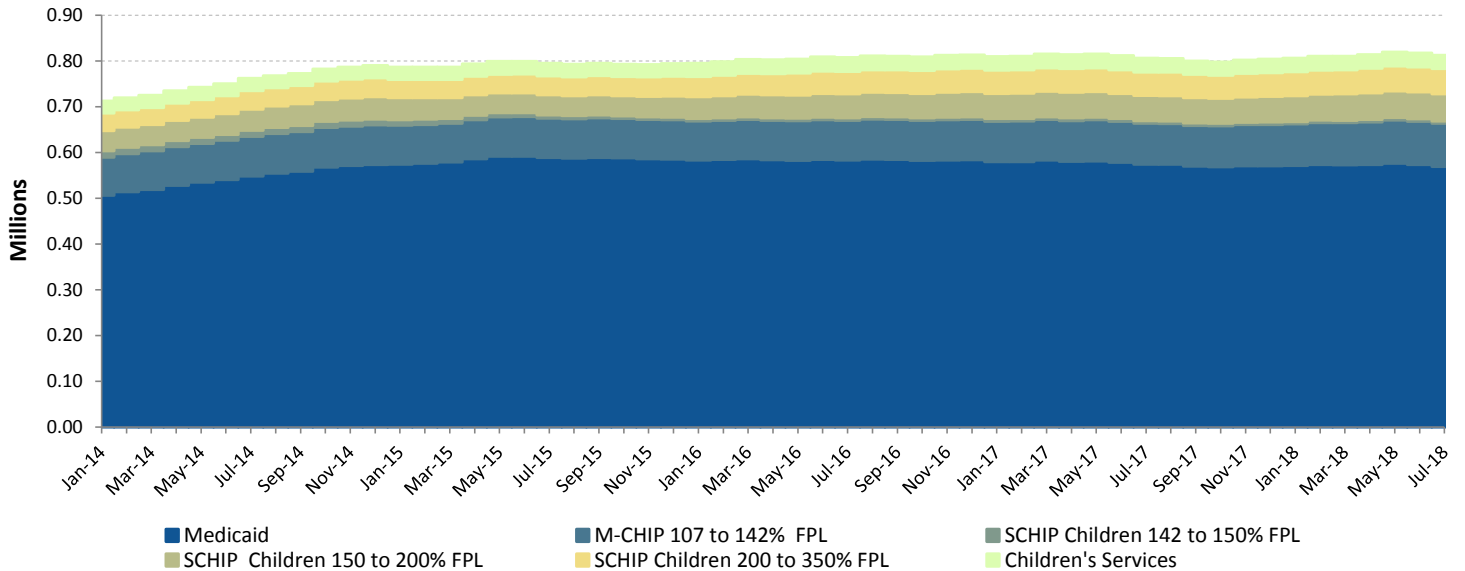
NJ FamilyCare Enrollment Report

Non-ABD Children - July 2018

County	Medicaid	M-CHIP 107 to 142% FPL	SCHIP Children 142 to 150% FPL	SCHIP Children 150 to 200% FPL	SCHIP Children 200 to 350% FPL	Children's Services	Total
Atlantic	22,723	3,265	216	2,118	1,426	1,481	31,229
Bergen	28,751	6,756	403	5,263	5,826	1,246	48,245
Burlington	17,969	2,836	173	2,286	2,138	2,498	27,900
Camden	48,270	6,051	258	2,933	2,714	2,417	62,643
Cape May	5,516	836	57	570	526	427	7,932
Cumberland	16,901	2,550	194	1,749	1,178	1,198	23,770
Essex	85,255	11,277	308	4,469	3,533	3,140	107,982
Gloucester	13,775	2,008	116	1,430	1,483	1,618	20,430
Hudson	59,684	9,658	493	4,869	4,120	1,204	80,028
Hunterdon	2,256	386	36	382	478	485	4,023
Mercer	23,110	3,775	246	2,792	2,009	2,077	34,009
Middlesex	40,681	9,319	587	6,616	5,941	1,516	64,660
Monmouth	25,621	4,489	286	2,720	2,828	1,697	37,641
Morris	10,544	2,457	145	1,997	1,957	1,142	18,242
Ocean	52,193	7,641	588	6,045	7,448	1,898	75,813
Passaic	54,600	9,340	784	5,147	4,084	1,037	74,992
Salem	4,792	586	34	392	274	636	6,714
Somerset	9,378	2,185	110	1,582	1,547	693	15,495
Sussex	3,459	666	39	647	681	625	6,117
Union	39,264	7,174	378	4,700	3,912	1,323	56,751
Warren	4,470	712	45	594	609	421	6,851
Other	1	0	0	0	0	1,137	1,138
Total	569,213	93,967	5,496	59,301	54,712	29,916	812,605

Includes children eligible through CHIPRA - 11,357

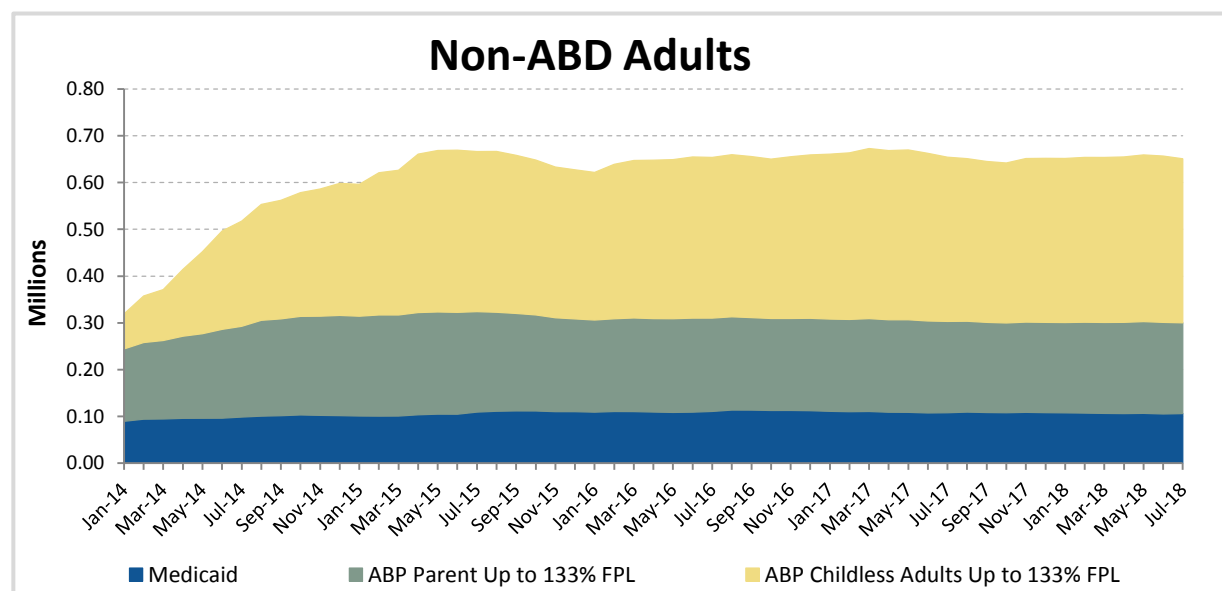
Non-ABD Children



NJ FamilyCare Enrollment Report

Non-ABD Adults - July 2018				
County	Medicaid *	ABP Parent Up to 133% FPL	ABP Childless Adults Up to 133% FPL	Total
Atlantic	4,520	8,216	15,782	28,518
Bergen	5,250	12,862	28,164	46,276
Burlington	4,722	5,918	13,576	24,216
Camden	11,254	15,070	32,032	58,356
Cape May	1,199	2,121	4,414	7,734
Cumberland	3,203	4,538	8,048	15,789
Essex	16,942	26,787	48,850	92,579
Gloucester	3,495	5,056	9,977	18,528
Hudson	10,024	21,776	34,030	65,830
Hunterdon	439	744	2,361	3,544
Mercer	4,271	6,375	12,641	23,287
Middlesex	6,842	14,933	27,554	49,329
Monmouth	4,446	7,838	18,652	30,936
Morris	2,158	3,808	9,958	15,924
Ocean	7,147	18,526	19,499	45,172
Passaic	8,792	19,736	27,036	55,564
Salem	1,241	1,387	2,699	5,327
Somerset	1,568	3,027	6,657	11,252
Sussex	896	1,554	3,848	6,298
Union	6,489	12,212	21,669	40,370
Warren	1,114	1,596	3,326	6,036
Other	0	0	1	1
Total	106,012	194,080	350,774	650,866

* Includes pregnant women eligible through CHIPRA - 1,724



NJ FamilyCare Enrollment Report

ABD Eligibles - July 2018				
County	Aged	Blind	Disabled	Total
Atlantic	2,728	19	8,196	10,943
Bergen	11,735	49	10,868	22,652
Burlington	2,447	26	8,686	11,159
Camden	4,743	89	20,188	25,020
Cape May	1,065	5	2,606	3,676
Cumberland	1,564	23	7,626	9,213
Essex	10,165	135	30,583	40,883
Gloucester	1,430	18	6,504	7,952
Hudson	11,429	92	19,982	31,503
Hunterdon	541	8	1,540	2,089
Mercer	3,293	44	11,810	15,147
Middlesex	10,825	56	12,424	23,305
Monmouth	4,592	46	10,005	14,643
Morris	4,269	16	5,292	9,577
Ocean	3,785	27	10,344	14,156
Passaic	9,434	65	15,262	24,761
Salem	447	7	2,593	3,047
Somerset	3,123	13	3,800	6,936
Sussex	641	7	2,293	2,941
Union	7,004	52	11,827	18,883
Warren	739	7	2,169	2,915
Other	97	0	217	314
Total	96,096	804	204,815	301,715

Includes 38,997 individuals in home and community-based waiver programs

