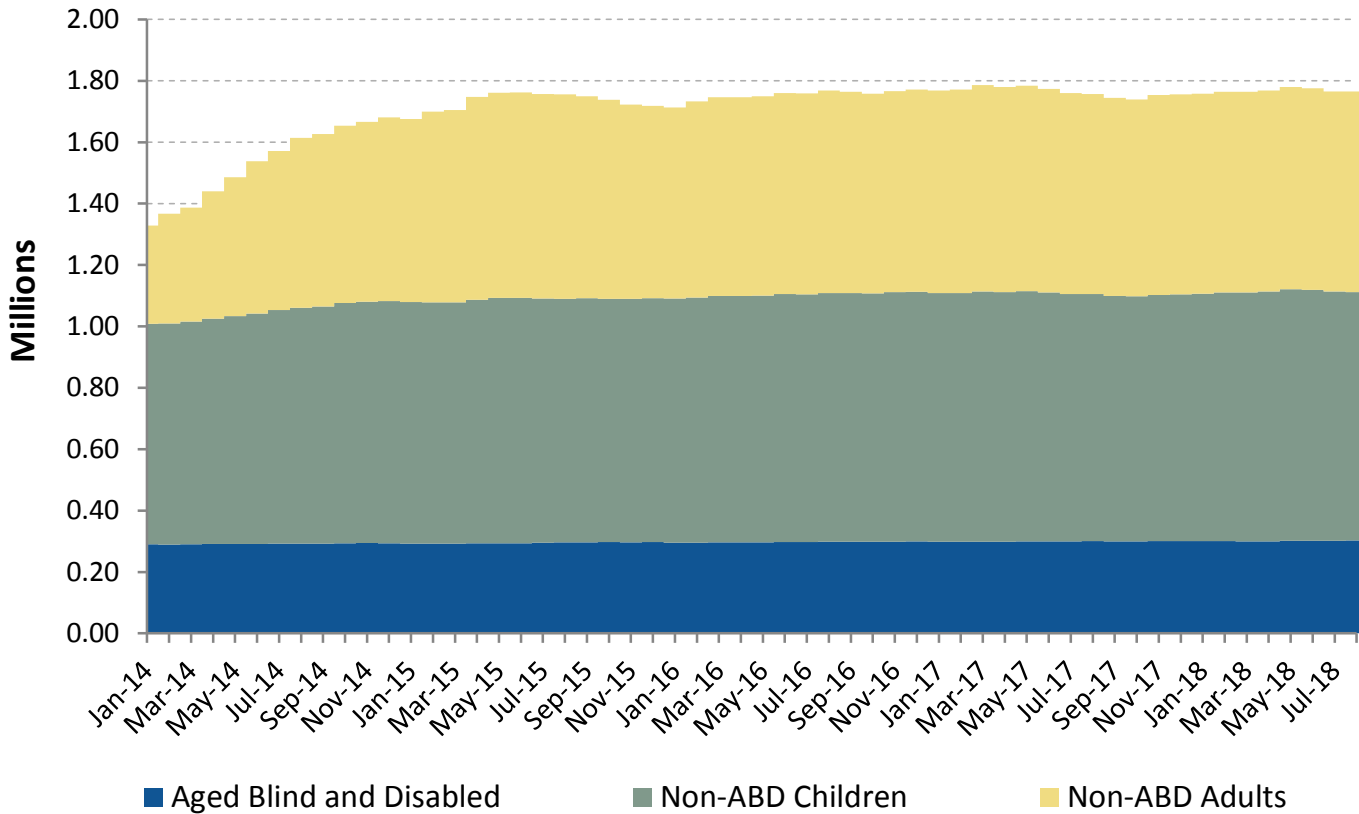


## NJ FamilyCare\* Enrollment Summary - August 2018

Eligibility Category	Age < 21	Age > 20	Total
Aged	0	96,891	96,891
Blind	49	756	805
Disabled	28,940	176,379	205,319
Non-ABD Children	808,947	0	808,947
Non-ABD Adults	19,286	634,078	653,364
<b>Total</b>	<b>857,222</b>	<b>908,104</b>	<b>1,765,326</b>

### NJ FamilyCare\* Enrollment Summary



\* - **NJ FamilyCare** includes all individuals receiving public medical assistance through the Division of Medical Assistance and Health Services and includes those eligible for federal reimbursement through the Medicaid program and Children's Health Insurance Program established in the federal Social Security Act and those eligible for other public medical assistance programs established through various state laws.

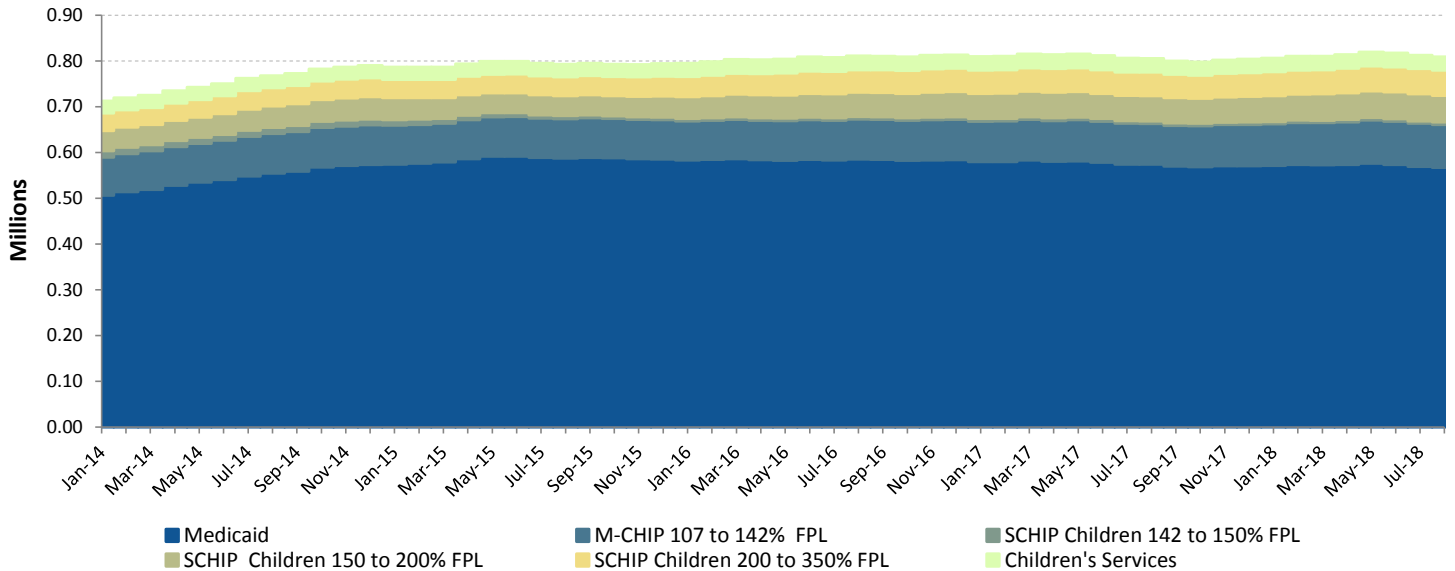
# NJ FamilyCare Enrollment Report

## Non-ABD Children - August 2018

County	Medicaid	M-CHIP 107 to 142% FPL	SCHIP Children 142 to 150% FPL	SCHIP Children 150 to 200% FPL	SCHIP Children 200 to 350% FPL	Children's Services	Total
Atlantic	22,539	3,276	205	2,053	1,460	1,429	30,962
Bergen	28,541	6,798	390	5,114	5,783	1,227	47,853
Burlington	17,940	2,887	168	2,202	2,125	2,480	27,802
Camden	48,159	6,100	271	2,910	2,674	2,414	62,528
Cape May	5,470	842	59	542	504	443	7,860
Cumberland	16,903	2,558	202	1,770	1,182	1,168	23,783
Essex	85,359	11,106	310	4,362	3,512	3,165	107,814
Gloucester	13,565	2,004	125	1,379	1,476	1,620	20,169
Hudson	59,274	9,646	491	4,872	4,130	1,223	79,636
Hunterdon	2,247	403	44	373	487	475	4,029
Mercer	23,074	3,774	226	2,729	1,964	2,029	33,796
Middlesex	40,484	9,309	585	6,463	5,937	1,548	64,326
Monmouth	25,246	4,411	295	2,723	2,833	1,695	37,203
Morris	10,415	2,448	144	1,969	1,946	1,122	18,044
Ocean	51,980	7,740	578	6,075	7,452	1,883	75,708
Passaic	54,554	9,419	729	5,020	4,080	1,037	74,839
Salem	4,753	592	38	373	265	612	6,633
Somerset	9,365	2,164	104	1,590	1,553	719	15,495
Sussex	3,459	670	37	641	672	602	6,081
Union	39,090	7,127	370	4,557	3,904	1,329	56,377
Warren	4,497	728	44	586	603	413	6,871
Other	1	0	0	0	0	1,137	1,138
<b>Total</b>	<b>566,915</b>	<b>94,002</b>	<b>5,415</b>	<b>58,303</b>	<b>54,542</b>	<b>29,770</b>	<b>808,947</b>

*Includes children eligible through CHIPRA - 11,302*

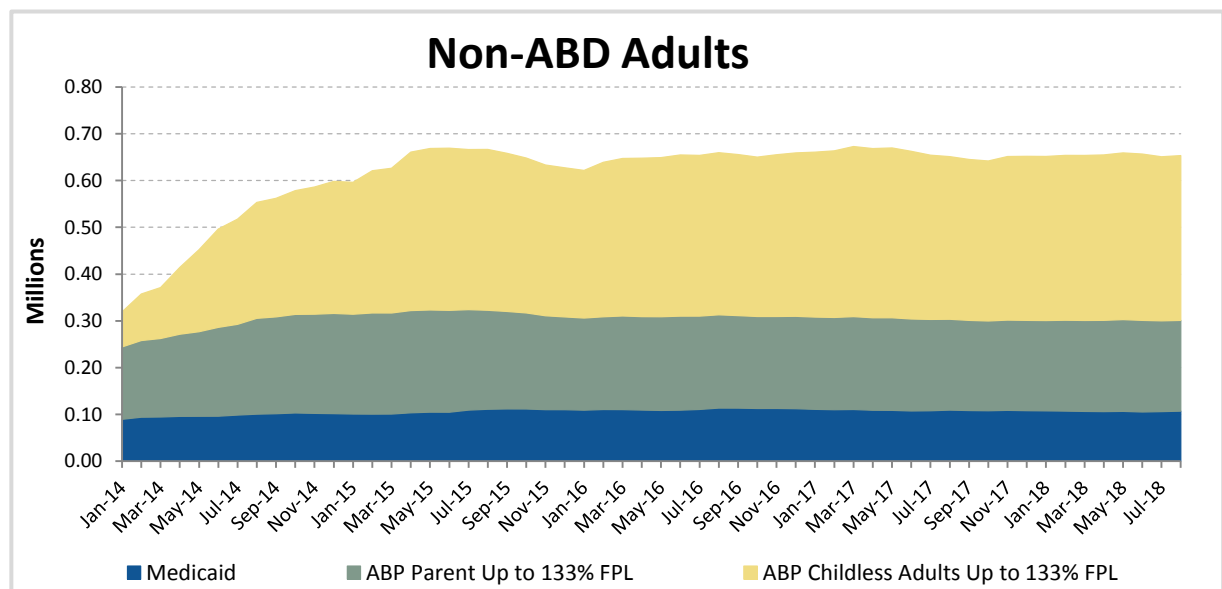
## Non-ABD Children



# NJ FamilyCare Enrollment Report

Non-ABD Adults - August 2018				
County	Medicaid *	ABP Parent Up to 133% FPL	ABP Childless Adults Up to 133% FPL	Total
Atlantic	4,524	8,183	15,730	28,437
Bergen	5,333	12,931	28,424	46,688
Burlington	4,775	5,950	13,653	24,378
Camden	11,249	15,130	32,098	58,477
Cape May	1,216	2,095	4,391	7,702
Cumberland	3,236	4,570	8,148	15,954
Essex	17,197	26,632	48,626	92,455
Gloucester	3,470	4,983	9,888	18,341
Hudson	9,946	21,755	34,255	65,956
Hunterdon	435	768	2,394	3,597
Mercer	4,339	6,341	12,673	23,353
Middlesex	6,966	14,990	27,771	49,727
Monmouth	4,467	7,800	18,783	31,050
Morris	2,148	3,868	10,130	16,146
Ocean	7,275	18,407	19,570	45,252
Passaic	8,855	19,834	27,439	56,128
Salem	1,231	1,393	2,657	5,281
Somerset	1,596	3,051	6,683	11,330
Sussex	894	1,607	3,875	6,376
Union	6,677	12,145	21,814	40,636
Warren	1,131	1,614	3,354	6,099
Other	0	0	1	1
<b>Total</b>	<b>106,960</b>	<b>194,047</b>	<b>352,357</b>	<b>653,364</b>

\* Includes pregnant women eligible through CHIPRA - 1,779



# NJ FamilyCare Enrollment Report

<b>ABD Eligibles - August 2018</b>				
<b>County</b>	<b>Aged</b>	<b>Blind</b>	<b>Disabled</b>	<b>Total</b>
Atlantic	2,745	19	8,209	10,973
Bergen	11,857	49	10,862	22,768
Burlington	2,469	28	8,717	11,214
Camden	4,759	90	20,225	25,074
Cape May	1,078	4	2,610	3,692
Cumberland	1,589	23	7,667	9,279
Essex	10,255	133	30,596	40,984
Gloucester	1,471	18	6,524	8,013
Hudson	11,536	92	19,997	31,625
Hunterdon	539	8	1,544	2,091
Mercer	3,313	43	11,836	15,192
Middlesex	10,917	58	12,502	23,477
Monmouth	4,596	46	10,017	14,659
Morris	4,302	16	5,310	9,628
Ocean	3,811	28	10,420	14,259
Passaic	9,532	64	15,319	24,915
Salem	449	7	2,597	3,053
Somerset	3,144	12	3,817	6,973
Sussex	641	8	2,307	2,956
Union	7,023	53	11,868	18,944
Warren	772	6	2,160	2,938
Other	93	0	215	308
<b>Total</b>	<b>96,891</b>	<b>805</b>	<b>205,319</b>	<b>303,015</b>

*Includes 39,346 individuals in home and community-based waiver programs*

