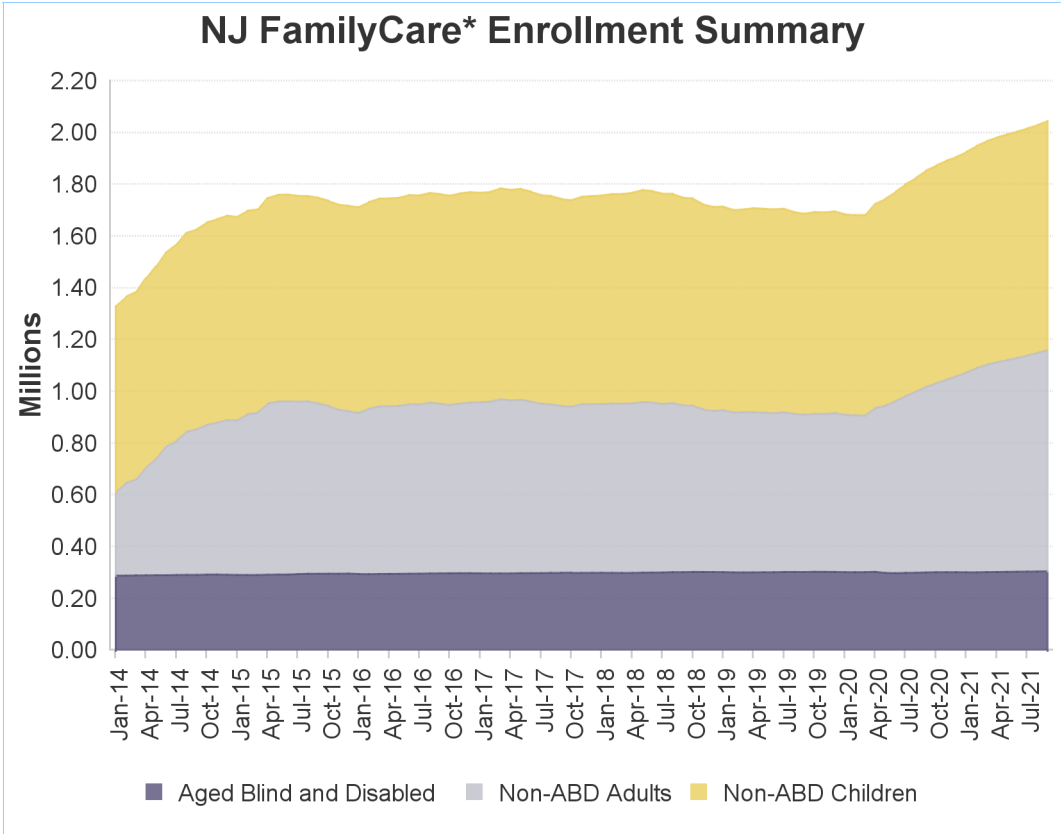


<b>NJ FamilyCare* Enrollment Summary - September 2021</b>			
<b>Eligibility Category</b>	<b>Age &lt; 21</b>	<b>Age &gt; 20</b>	<b>Total</b>
<b>Aged</b>	0	98,489	<b>98,489</b>
<b>Blind</b>	52	755	<b>807</b>
<b>Disabled</b>	30,210	176,812	<b>207,022</b>
<b>Non-ABD Children</b>	884,707	0	<b>884,707</b>
<b>Non-ABD Adults</b>	30,551	824,432	<b>854,983</b>
<b>Total</b>	<b>945,520</b>	<b>1,100,488</b>	<b>2,046,008</b>



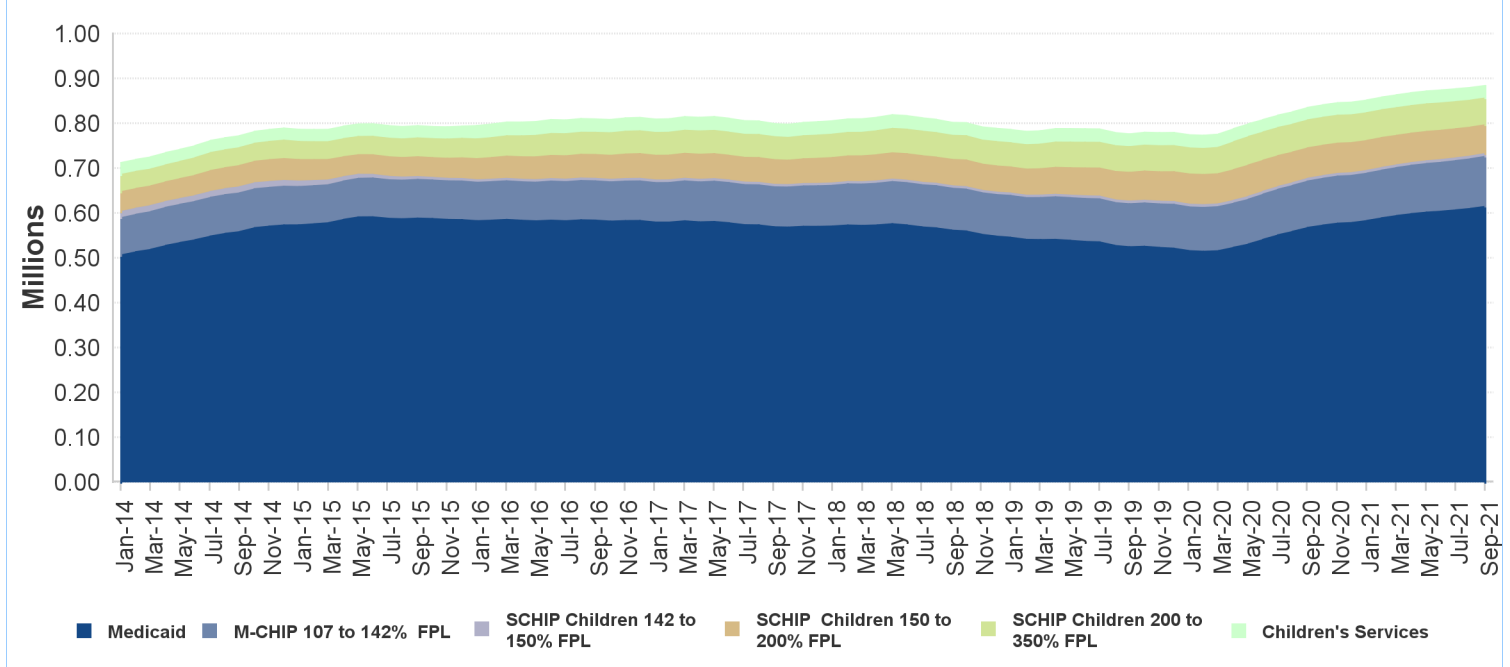
\* - **NJ FamilyCare** includes all individuals receiving public medical assistance through the Division of Medical Assistance and Health Services and includes those eligible for federal reimbursement through the Medicaid program and Children's Health Insurance Program established in the federal Social Security Act and those eligible for other public medical assistance programs established through various state laws.

## Non-ABD Children - September 2021

County	Medicaid	M-CHIP 107 to 142% FPL	SCHIP Children 142 to 150% FPL	SCHIP Children 150 to 200% FPL	SCHIP Children 200 to 350% FPL	Children's Services	Total
Atlantic	25,458	4,093	246	2,225	1,568	1,283	34,873
Bergen	33,621	8,073	420	5,127	6,136	1,603	54,980
Burlington	20,378	3,362	193	2,516	2,353	1,983	30,785
Camden	47,663	6,814	317	3,751	3,060	2,249	63,854
Cape May	5,731	889	79	567	604	390	8,260
Cumberland	18,977	3,475	221	1,612	1,276	893	26,454
Essex	84,025	12,340	469	5,312	4,202	2,585	108,933
Gloucester	15,563	2,586	82	1,450	1,601	1,379	22,661
Hudson	61,218	10,404	671	5,451	4,231	1,147	83,122
Hunterdon	2,577	600	29	415	523	374	4,518
Mercer	26,396	4,730	276	2,821	2,258	2,640	39,121
Middlesex	46,577	10,273	592	6,905	6,322	1,566	72,235
Monmouth	26,073	5,709	351	3,164	3,235	1,660	40,192
Morris	12,316	2,721	138	1,958	2,030	1,003	20,166
Ocean	62,186	11,328	671	7,387	8,579	1,779	91,930
Passaic	58,976	10,857	744	4,992	4,099	1,052	80,720
Salem	5,541	758	65	367	332	414	7,477
Somerset	10,859	2,435	138	1,765	1,755	739	17,691
Sussex	4,177	811	67	599	701	475	6,830
Union	41,709	8,377	403	5,164	4,243	1,267	61,163
Warren	5,200	929	46	638	575	333	7,721
Other	7	0	0	0	0	1,014	1,021
<b>Total</b>	<b>615,228</b>	<b>111,564</b>	<b>6,218</b>	<b>64,186</b>	<b>59,683</b>	<b>27,828</b>	<b>884,707</b>

*Includes children eligibe through CHIPRA - 10,074*

### Non-ABD Children

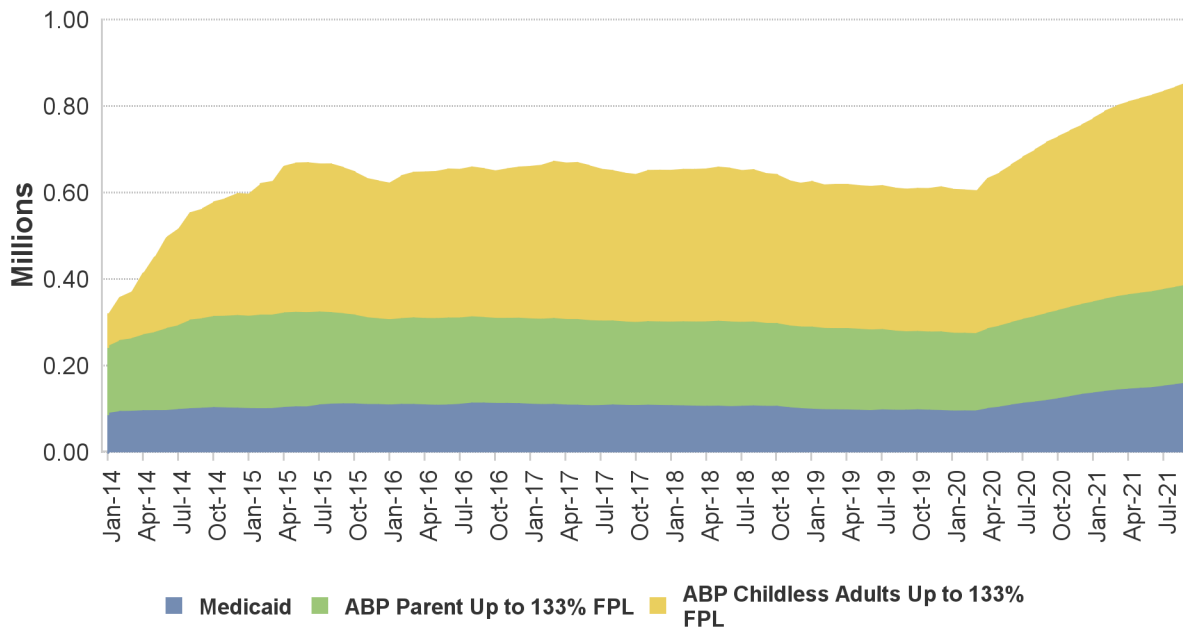


## Non-ABD Adults - September 2021

County	Medicaid *	ABP Parent Up to 133% FPL	ABP Childless Adults Up to 133% FPL	Total
Atlantic	6,515	10,266	21,412	38,193
Bergen	9,626	16,327	37,128	63,081
Burlington	6,703	7,485	18,424	32,612
Camden	15,010	15,998	40,261	71,269
Cape May	1,575	2,478	5,519	9,572
Cumberland	4,349	5,854	10,831	21,034
Essex	23,026	26,828	60,643	110,497
Gloucester	4,769	6,466	13,302	24,537
Hudson	14,585	24,180	48,180	86,945
Hunterdon	875	956	3,021	4,852
Mercer	6,243	7,941	18,224	32,408
Middlesex	13,698	17,219	38,325	69,242
Monmouth	6,137	9,054	24,066	39,257
Morris	3,719	4,823	13,956	22,498
Ocean	11,276	24,269	27,057	62,602
Passaic	13,266	23,213	37,854	74,333
Salem	1,644	1,810	3,822	7,276
Somerset	2,727	3,788	9,081	15,596
Sussex	1,385	2,105	4,853	8,343
Union	10,113	13,481	27,770	51,364
Warren	2,839	2,035	4,594	9,468
Other	1	1	2	4
<b>Total</b>	<b>160,081</b>	<b>226,577</b>	<b>468,325</b>	<b>854,983</b>

\* Includes pregnant women eligible through CHIPRA - 1,377

### Non-ABD Adults



### ABD Eligibles - September 2021

County	Aged	Blind	Disabled	Total
Atlantic	2,734	25	8,515	11,274
Bergen	12,056	45	11,192	23,293
Burlington	2,560	27	9,406	11,993
Camden	5,045	77	20,402	25,524
Cape May	1,095	3	2,606	3,704
Cumberland	1,481	22	7,705	9,208
Essex	9,916	144	29,045	39,105
Gloucester	1,490	22	6,912	8,424
Hudson	11,728	90	19,403	31,221
Hunterdon	540	6	1,600	2,146
Mercer	3,599	43	11,912	15,554
Middlesex	11,280	61	12,968	24,309
Monmouth	4,536	49	10,228	14,813
Morris	4,374	18	5,418	9,810
Ocean	3,732	19	11,035	14,786
Passaic	9,841	60	15,007	24,908
Salem	441	10	2,708	3,159
Somerset	3,551	14	4,125	7,690
Sussex	618	7	2,361	2,986
Union	7,106	59	11,967	19,132
Warren	744	5	2,331	3,080
Other	22	1	176	199
<b>Total</b>	<b>98,489</b>	<b>807</b>	<b>207,022</b>	<b>306,318</b>

*Includes 51,089 individuals in home and community-based waiver programs*

