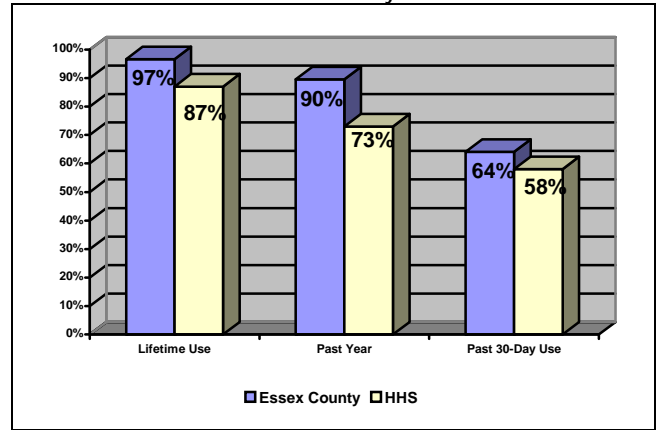


There were 734 Essex County residents who went through the IDRC Education and Evaluation program in 2004. The following tables and graphs give demographic information about these clients. Clients' reported alcohol and other drug use characteristics are also described. Information was gathered from a mandatory self-administered questionnaire given during the IDRC classes and the counselors' screening/evaluation scoring forms.

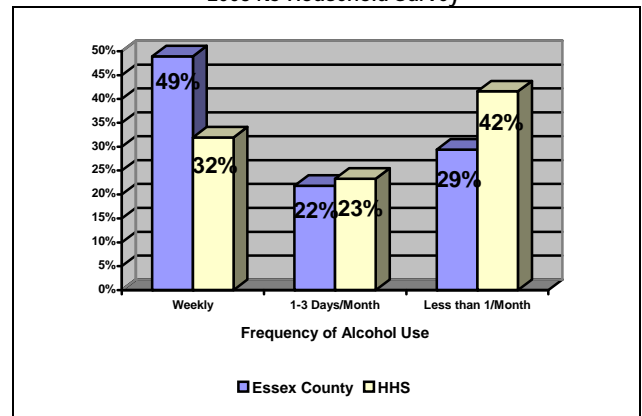
Essex County IDRC Client Demographics

	N	%
<b>Gender</b>		
Male	621	84.7
Female	112	15.3
<b>Age</b>		
<21 (16-20)	48	6.6
21-24	99	13.5
25-34	205	28.0
35-49	249	34.0
50 and Over	131	17.9
<b>Race/Ethnicity</b>		
White (non-Hispanic)	390	54.6
Black (non-Hispanic)	117	16.4
Hispanic	180	25.2
Other	28	3.9
<b>Education</b>		
Less than High School	111	15.6
High School Graduate	269	37.9
Some College	161	22.7
College Graduate or Higher	169	23.8
<b>Marital Status</b>		
Single	337	47.7
Married	191	27.0
Divorced/Separated/Other	179	25.3
<b>Household Income</b>		
Under \$24,999	233	33.0
\$25,000-34,999	96	13.6
\$35,000-49,999	120	17.0
Over \$50,000	258	36.5
<b>Employment Status</b>		
Full-Time	495	68.9
Part-Time	80	11.1
Unemployed/Other	143	19.9

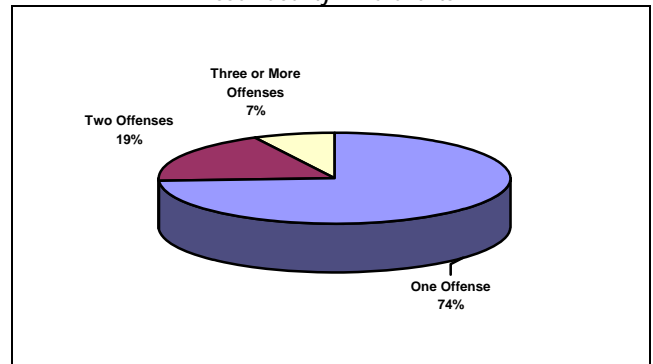
Alcohol Use by Essex County IDRC Clients Compared with 2004 NJ Household Survey



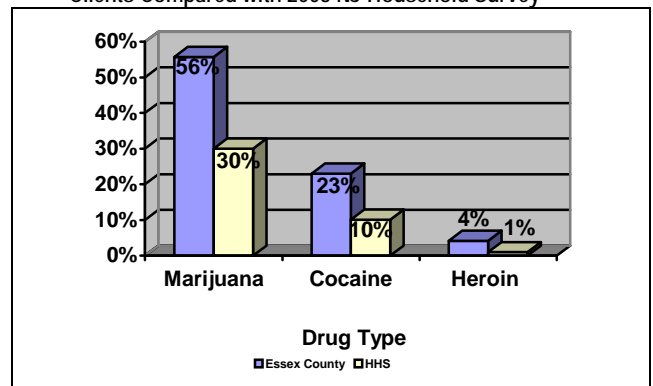
Frequency of Alcohol Use by Essex County Clients Compared with 2003 NJ Household Survey



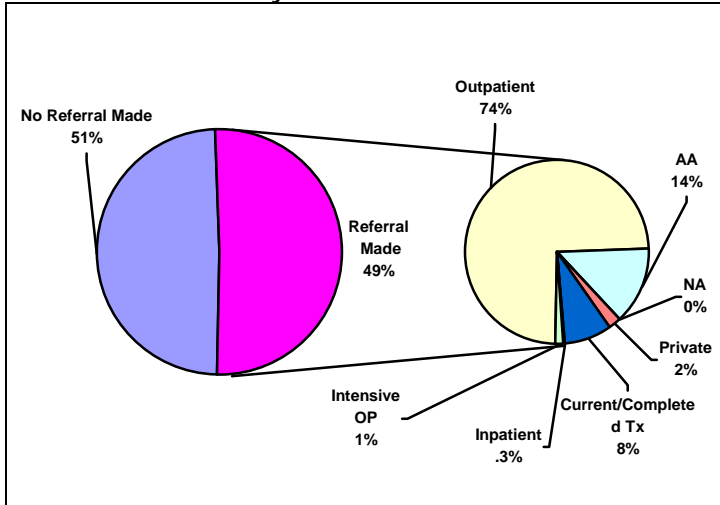
Number of Alcohol-Related Offenses on DMV Records of Essex County IDRC Clients



Lifetime Marijuana, Cocaine and Heroin Use by Essex County IDRC Clients Compared with 2003 NJ Household Survey



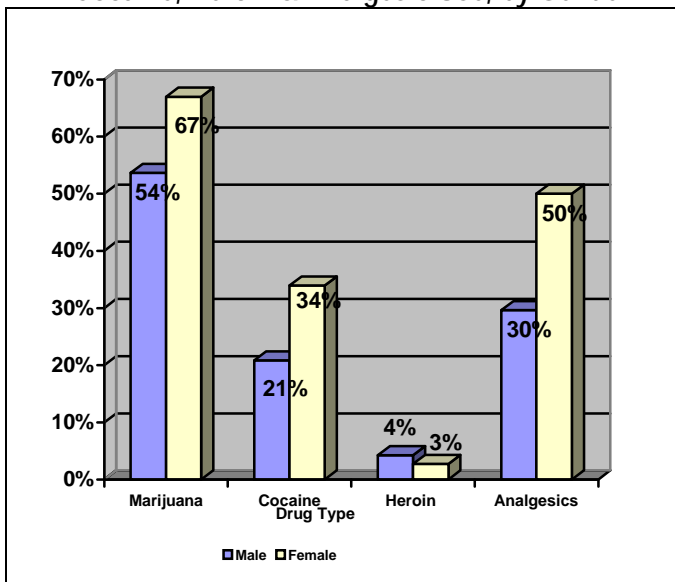
### 2004 Essex County Resident Referrals from IDRC



### Clients' Treatment/Self-Help History by Screening Score and Referral Status

Treatment/Self-Help History	N	% Clients with Treatment History who Scored 9 or more*	% Clients with Treatment History who had Referral Made
AA in Lifetime	162	80.9	82.1
Currently in AA	75	84.0	86.7
NA Lifetime	72	88.9	86.1
Currently in NA	19	84.2	79.0
Treatment in Lifetime	111	83.8	89.2
Currently in Treatment	46	73.9	82.6

### Essex County IDRC Clients' Lifetime Marijuana, Cocaine, Heroin & Analgesic Use, by Gender



\* RIASI Screening Score (Research Institute on Addictions Self Inventory): A DUI offender screening instrument created for and used by the State of New York in its Stop DWI Programs. Included are 41 True/False questions and 8 multiple response questions, each worth 1 point each. The questions cover several factors of substance dependence: classic symptoms, family history, risk-taking behavior, psychological factors, interpersonal competence, health, and alcohol beliefs. It was considered a positive screen if the client scores a 9 or above.

### Alcohol & Drug Abuse/Dependence by Demographics

	% Alcohol Abuse	% Alcohol Dependence	% Drug Abuse	% Drug Dependence
<b>GENDER</b> Male	52.5	25.1	9.3	4.7
Female	59.8	29.5	8.0	2.7
<b>AGE</b> <21	58.3	27.1	20.8	18.8
21-24	65.7	24.2	12.1	6.1
25-34	53.7	25.4	9.3	2.4
35-49	53.0	26.1	8.4	4.0
50 and Over	43.5	26.7	3.8	1.5
<b>EDUCATION</b> Less than high school	45.1	24.3	9.9	4.5
High school graduate	53.9	23.4	9.3	4.5
Some college	55.9	28.6	12.4	3.7
College graduate or higher	55.6	28.4	4.7	4.7
<b>RACE/ETHNICITY</b> White	58.2	25.4	9.5	5.1
Black	39.3	24.8	7.7	1.7
Hispanic	50.0	29.4	7.8	3.9
Other	64.3	7.1	7.1	3.6
<b>EMPLOYMENT STATUS</b> Employed Full-time	59.0	23.6	7.5	3.4
Employed part-time	45.0	32.5	15.0	7.5
Unemployed/other	41.3	29.4	10.5	5.6
<b>INCOME</b> Under \$10,000	34.6	35.9	12.8	6.4
\$10,000-24,999	48.4	25.8	9.7	6.5
\$25,000-34,999	57.3	20.8	6.3	4.2
\$35,000-49,999	61.7	19.2	10.0	4.2
\$50,000 +	58.9	26.4	7.4	2.7
<b>OFFENSES</b> 1 Lifetime Alcohol Offense on DMV Record	55.2	25.8	9.5	4.5
2 Lifetime Alcohol Offenses on DMV Record	56.0	22.4	7.5	5.2
3 or More Lifetime Alcohol Offenses on DMV Record	35.2	33.3	11.1	1.9

### Essex County IDRC Clients' Self-Reported Illicit Drug Use

	Lifetime	Past Year	Past 30 days
Marijuana	55.8	17.5	6.2
Cocaine	23.0	4.7	1.4
Heroin	4.2	1.4	0.6
Analgesic	32.7	22.3	8.9
Hallucinogen	8.6	1.0	0.2
Club Drugs	7.0	1.5	0.2
Tranquilizer	8.3	5.0	1.9
Sedative	14.2	9.8	5.2
Stimulant	5.4	2.7	1.6
Inhalant	4.2	1.3	0.6
Methamphetamine	4.1	0.8	0.4
Anabolic Steroids	2.2	1.2	0.4