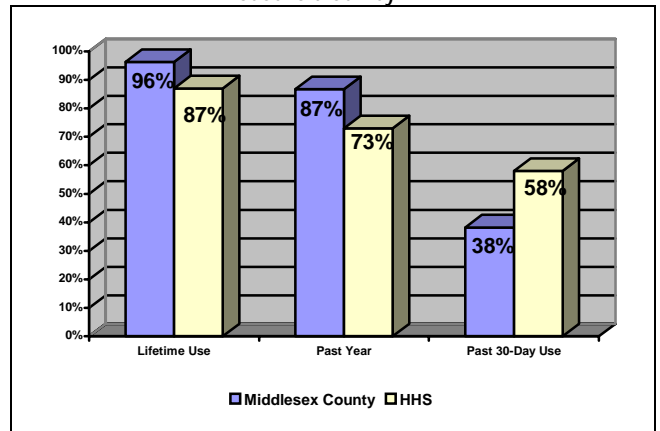


There were 1332 Middlesex County residents who went through the IDRC Education and Evaluation program in 2005. The following tables and graphs give demographic information about these clients. Clients' reported alcohol and other drug use characteristics are also described. Information was gathered from a mandatory self-administered questionnaire given during the IDRC classes and the counselors' screening/evaluation scoring forms.

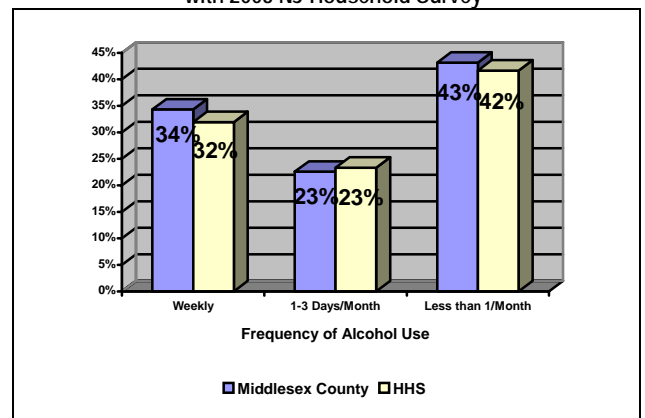
Middlesex County IDRC Client Demographics

	N	%
Gender		
Male	1089	81.9
Female	241	18.1
Age		
<21 (16-20)	108	8.1
21-24	236	17.7
25-34	365	27.4
35-49	445	33.5
50 and Over	176	13.2
Race/Ethnicity		
White (non-Hispanic)	857	65.8
Black (non-Hispanic)	97	7.4
Hispanic	236	18.1
Other	113	8.7
Education		
Less than High School	167	13.1
High School Graduate	602	47.2
Some College	277	21.7
College Graduate or Higher	229	18.0
Marital Status		
Single	682	52.6
Married	331	25.5
Divorced/Separated/Other	283	21.8
Household Income		
Under \$24,999	427	33.6
\$25,000-34,999	172	13.5
\$35,000-49,999	250	19.7
Over \$50,000	422	33.2
Employment Status		
Full-Time	922	71.1
Part-Time	125	9.6
Unemployed/Other	250	19.3

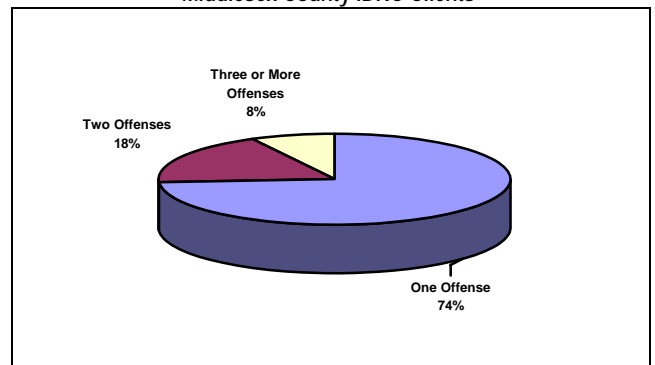
Alcohol Use by Middlesex County IDRC Clients Compared with 2003 NJ Household Survey



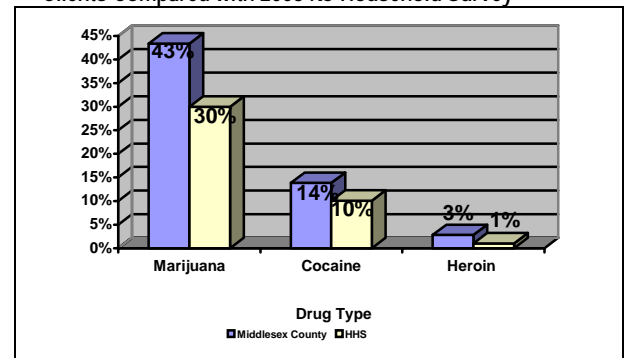
Frequency of Alcohol Use by Middlesex County Clients Compared with 2003 NJ Household Survey



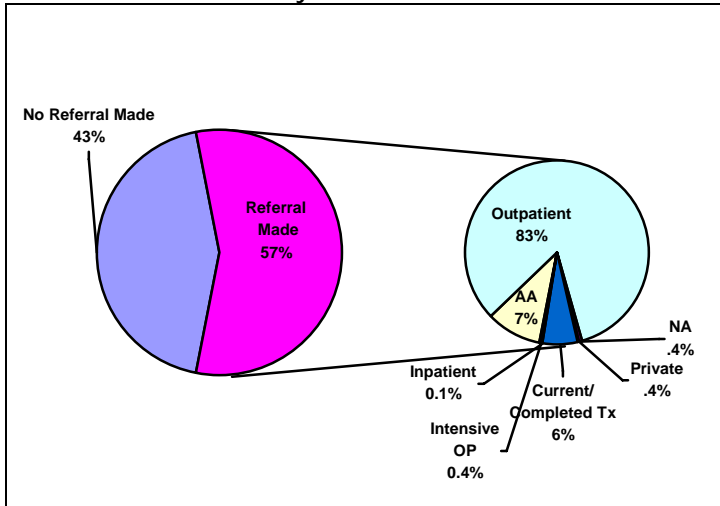
Number of Alcohol-Related Offenses on DMV Records of Middlesex County IDRC Clients



Lifetime Marijuana, Cocaine and Heroin Use by Middlesex County IDRC Clients Compared with 2003 NJ Household Survey



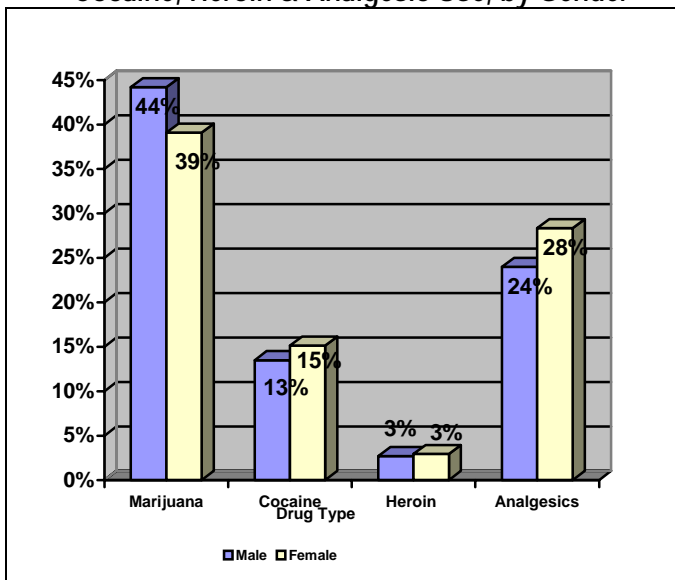
2005 Middlesex County Resident Referrals from IDRC



Clients' Treatment/Self-Help History by Screening Score and Referral Status

Treatment/Self-Help History	N	% Clients with Treatment History who Scored 9 or more*	% Clients with Treatment History who had Referral Made
AA in Lifetime	357	63.3	91.0
Currently in AA	163	67.5	94.5
NA Lifetime	122	78.7	89.3
Currently in NA	43	79.1	88.4
Treatment in Lifetime	251	67.7	92.8
Currently in Treatment	86	64.0	94.2

Middlesex County IDRC Clients' Lifetime Marijuana, Cocaine, Heroin & Analgesic Use, by Gender



Alcohol & Drug Abuse/Dependence by Demographics

	% Alcohol Abuse	% Alcohol Dependence	% Drug Abuse	% Drug Dependence
GENDER Male	65.8	13.2	10.5	1.4
Female	71.0	12.5	6.6	3.3
AGE <21	79.6	10.2	15.7	3.7
21-24	81.4	8.5	12.7	2.1
25-34	69.3	11.5	9.0	0.6
35-49	55.7	16.6	7.4	2.0
50 and Over	61.9	15.3	9.7	1.7
EDUCATION Less than high school	52.7	15.6	12.0	1.8
High school graduate	69.4	11.8	10.3	2.2
Some college	69.0	13.0	9.8	1.1
College graduate or higher	69.9	15.3	5.7	1.3
RACE/ETHNICITY White	69.3	12.1	9.7	2.2
Black	60.8	14.4	10.3	2.1
Hispanic	62.7	15.7	10.6	0.4
Other	70.8	14.2	8.0	0.9
EMPLOYMENT STATUS Employed Full-time	69.7	11.3	8.8	1.0
Employed part-time	71.2	14.4	9.6	3.2
Unemployed/other	59.2	18.4	13.2	3.6
INCOME Under \$10,000	60.3	11.0	15.1	4.8
\$10,000-24,999	64.1	13.2	11.0	1.8
\$25,000-34,999	69.8	13.4	9.9	1.2
\$35,000-49,999	67.6	14.4	10.0	1.6
\$50,000 +	71.6	12.8	7.1	1.2
OFFENSES 1 Lifetime Alcohol Offense on DMV Record	73.5	10.5	9.6	1.5
2 Lifetime Alcohol Offenses on DMV Record	53.5	18.9	10.3	2.9
3 or More Lifetime Alcohol Offenses on DMV Record	37.6	23.8	9.9	2.0

Middlesex County IDRC Clients' Self-Reported Illicit Drug Use

	Lifetime	Past Year	Past 30 days
Marijuana	43.4	10.1	1.5
Cocaine	13.8	1.8	0.2
Heroin	2.8	0.7	0.2
Analgesic	24.9	11.7	4.2
Hallucinogen	6.3	0.8	0.2
Club Drugs	5.5	0.3	0.1
Tranquilizer	4.9	1.3	0.7
Sedative	9.2	3.9	2.1
Stimulant	4.1	0.7	0.4
Inhalant	2.1	0.3	0.2
Methamphetamine	3.2	0.1	0.0
Anabolic Steroids	1.4	0.5	0.4

* RIASI Screening Score (Research Institute on Addictions Self Inventory): A DUI offender screening instrument created for and used by the State of New York in its Stop DWI Programs. Included are 41 True/False questions and 8 multiple response questions, each worth 1 point each. The questions cover several factors of substance dependence: classic symptoms, family history, risk-taking behavior, psychological factors, interpersonal competence, health, and alcohol beliefs. It was considered a positive screen if the client scores a 9 or above.