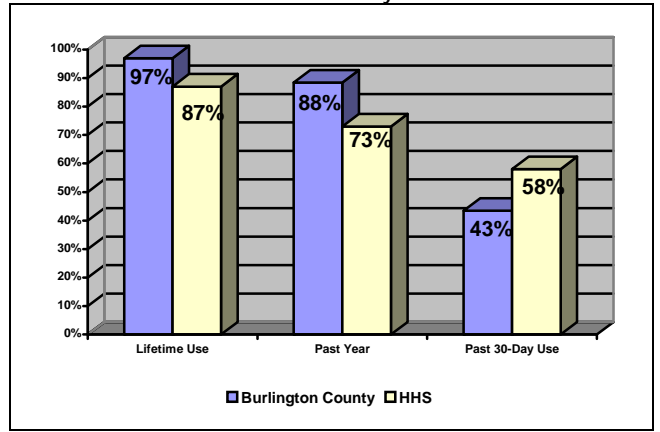


There were 1216 Burlington County residents who went through the IDRC Education and Evaluation program in 2006. The following tables and graphs give demographic information about these clients. Clients' reported alcohol and other drug use characteristics are also described. Information was gathered from a mandatory self-administered questionnaire given during the IDRC classes and the counselors' screening/evaluation scoring forms.

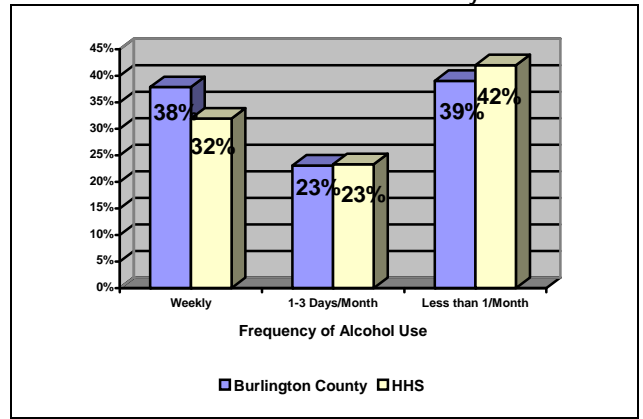
Burlington County IDRC Client Demographics

	N	%
<b>Gender</b>		
Male	937	77.1
Female	279	22.9
<b>Age</b>		
<21 (16-20)	112	9.2
21-24	189	15.5
25-34	329	27.1
35-49	409	33.6
50 and Over	177	14.6
<b>Race/Ethnicity</b>		
White (non-Hispanic)	890	75.7
Black (non-Hispanic)	159	13.5
Hispanic	78	6.6
Other	48	4.1
<b>Education</b>		
Less than High School	131	11.3
High School Graduate	515	44.5
Some College	307	26.5
College Graduate or Higher	204	17.6
<b>Marital Status</b>		
Single	582	49.5
Married	302	25.7
Divorced/Separated/Other	292	24.8
<b>Household Income</b>		
Under \$25,000	325	28.4
\$25,000-34,999	151	13.2
\$35,000-49,999	203	17.8
Over \$50,000	464	40.6
<b>Employment Status</b>		
Full-Time	811	69.4
Part-Time	111	9.5
Unemployed/Other	246	21.1

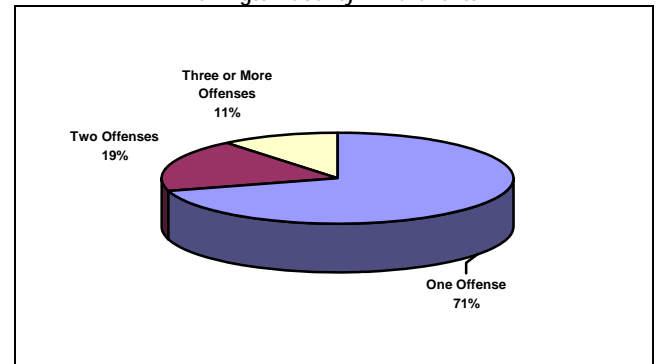
Alcohol Use by Burlington County IDRC Clients Compared with 2003 NJ Household Survey



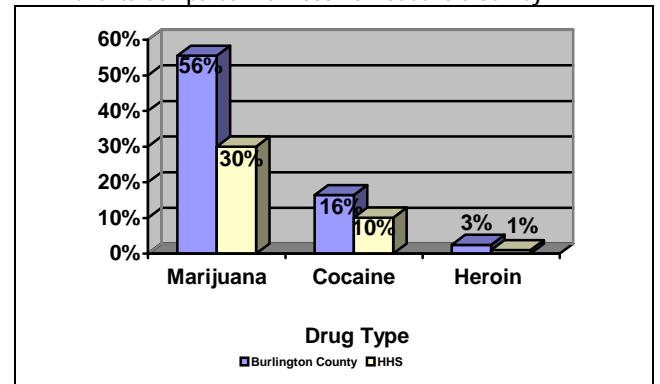
Frequency of Alcohol Use by Burlington County Clients Compared with 2003 NJ Household Survey



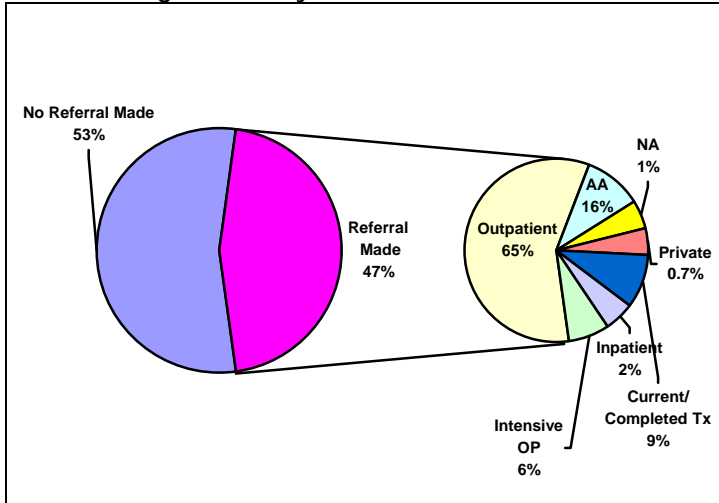
Number of Alcohol-Related Offenses on DMV Records of Burlington County IDRC Clients



Lifetime Marijuana, Cocaine and Heroin Use by Burlington County IDRC Clients Compared with 2003 NJ Household Survey



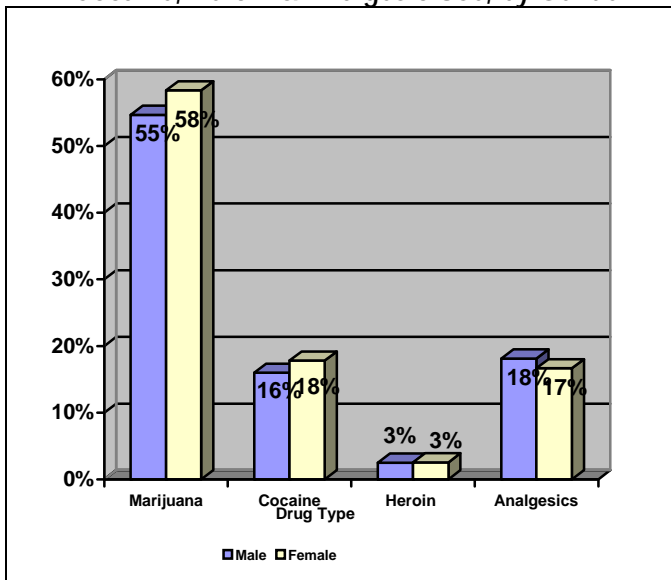
## 2006 Burlington County Resident Referrals from IDRC



## Clients' Treatment/Self-Help History by Screening Score and Referral Status

Treatment/Self-Help History	N	% Clients with Treatment History who Scored 9 or more*	% Clients with Treatment History who had Referral Made
AA in Lifetime	301	54.5	95.0
Currently in AA	134	53.0	97.0
NA Lifetime	92	68.5	98.9
Currently in NA	29	62.1	96.6
Treatment in Lifetime	225	57.8	97.3
Currently in Treatment	68	55.9	95.6

## Burlington County IDRC Clients' Lifetime Marijuana, Cocaine, Heroin & Analgesic Use, by Gender



\* RIASI Screening Score (Research Institute on Addictions Self Inventory): A DUI offender screening instrument created for and used by the State of New York in its Stop DWI Programs. Included are 41 True/False questions and 8 multiple response questions, each worth 1 point each. The questions cover several factors of substance dependence: classic symptoms, family history, risk-taking behavior, psychological factors, interpersonal competence, health, and alcohol beliefs. It was considered a positive screen if the client scores a 9 or above.

## Alcohol & Drug Abuse/Dependence by Demographics

	% Alcohol Abuse	% Alcohol Dependence	% Drug Abuse	% Drug Dependence
<b>GENDER</b> Male	72.8	10.9	9.9	2.9
Female	72.4	12.5	5.7	3.6
<b>AGE</b> <21	83.9	10.7	17.9	8.9
21-24	76.7	11.6	12.2	5.3
25-34	70.8	12.2	8.5	1.8
35-49	71.2	9.5	6.1	1.7
50 and Over	68.4	13.6	7.3	2.3
<b>EDUCATION</b> Less than high school	71.0	8.4	11.5	5.3
High school graduate	70.5	13.0	9.1	3.5
Some college	76.2	11.4	9.1	3.3
College graduate or higher	78.4	10.3	4.9	1.0
<b>RACE/ETHNICITY</b> White	74.4	11.1	8.2	3.5
Black	64.2	17.6	11.3	1.3
Hispanic	82.1	3.9	9.0	1.3
Other	72.9	14.6	8.3	6.3
<b>EMPLOYMENT STATUS</b> Employed Full-time	75.8	10.5	8.4	2.2
Employed part-time	73.9	13.5	9.0	7.2
Unemployed/other	65.5	13.8	9.8	4.1
<b>INCOME</b> Under \$10,000	66.7	17.5	14.2	9.2
\$10,000-24,999	68.8	11.2	15.6	2.4
\$25,000-34,999	68.2	11.9	8.0	4.0
\$35,000-49,999	72.9	11.8	5.9	3.5
\$50,000 +	79.5	10.1	5.8	1.5
<b>OFFENSES</b> 1 Lifetime Alcohol Offense on DMV Record	77.9	10.8	9.6	3.3
2 Lifetime Alcohol Offenses on DMV Record	64.4	10.7	7.1	3.6
3 or More Lifetime Alcohol Offenses on DMV Record	52.7	15.3	8.4	0.8

## Burlington County IDRC Clients' Self-Reported Illicit Drug Use

	Lifetime	Past Year	Past 30 days
Marijuana	55.5	13.3	3.1
Cocaine	16.4	3.7	0.4
Heroin	2.5	0.6	0.1
Analgesic	17.8	8.7	3.3
Hallucinogen	8.3	1.0	0.2
Club Drugs	5.5	0.8	0.0
Tranquilizer	4.5	2.1	0.8
Sedative	7.2	4.0	1.9
Stimulant	4.3	0.7	0.2
Inhalant	3.9	1.0	0.0
Methamphetamine	6.0	0.5	0.0
Anabolic Steroids	0.5	0.1	0.0