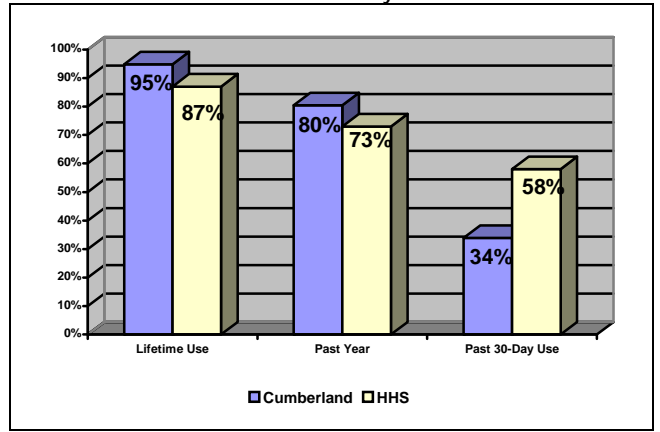


There were 478 Cumberland County residents who went through the IDRC Education and Evaluation program in 2006. The following tables and graphs give demographic information about these clients. Clients' reported alcohol and other drug use characteristics are also described. Information was gathered from a mandatory self-administered questionnaire given during the IDRC classes and the counselors' screening/evaluation scoring forms.

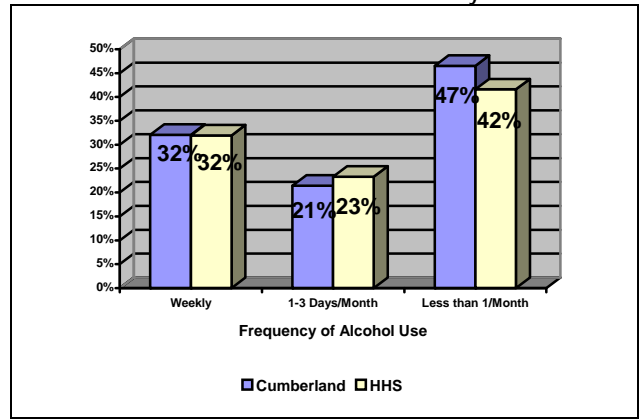
Cumberland County IDRC Client Demographics

	N	%
Gender		
Male	394	82.4
Female	84	17.6
Age		
<21 (16-20)	31	6.5
21-24	79	16.5
25-34	143	29.9
35-49	174	36.4
50 and Over	51	10.7
Race/Ethnicity		
White (non-Hispanic)	215	49.7
Black (non-Hispanic)	57	13.2
Hispanic	148	34.2
Other	13	3.0
Education		
Less than High School	140	32.3
High School Graduate	199	45.9
Some College	68	15.7
College Graduate or Higher	27	6.2
Marital Status		
Single	197	46.4
Married	98	23.1
Divorced/Separated/Other	130	30.6
Household Income		
Under \$25,000	230	53.9
\$25,000-34,999	72	16.9
\$35,000-49,999	39	9.1
Over \$50,000	86	20.1
Employment Status		
Full-Time	289	66.9
Part-Time	37	8.6
Unemployed/Other	106	24.5

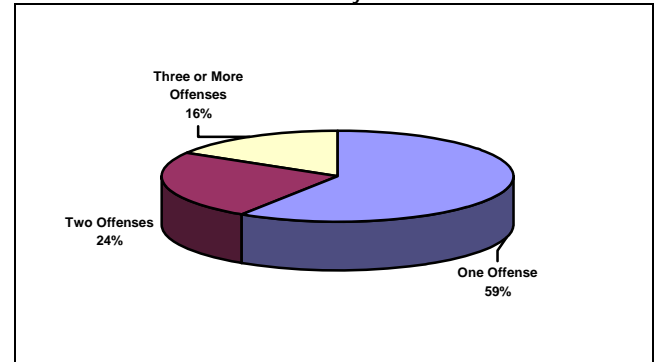
Alcohol Use by Cumberland County IDRC Clients Compared with 2003 NJ Household Survey



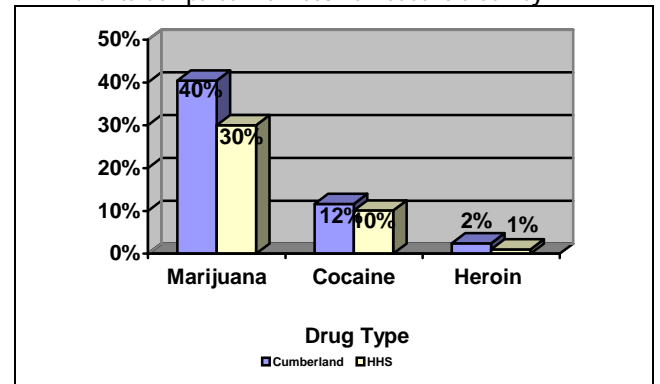
Frequency of Alcohol Use by Cumberland County Clients Compared with 2003 NJ Household Survey



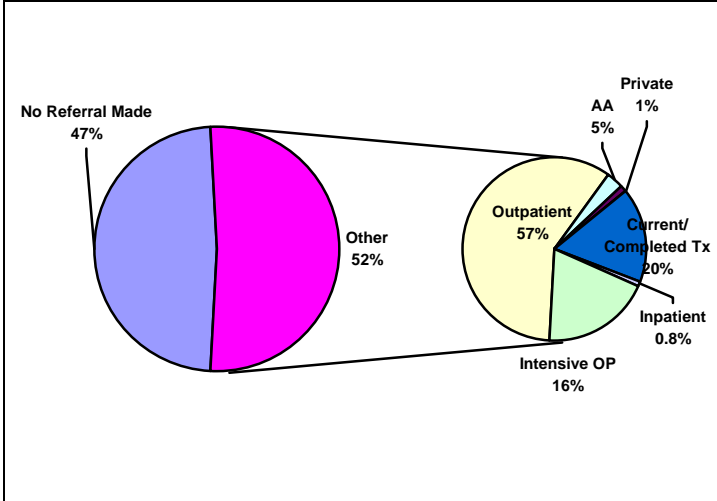
Number of Alcohol-Related Offenses on DMV Records of Cumberland County IDRC Clients



Lifetime Marijuana, Cocaine and Heroin Use by Cumberland County IDRC Clients Compared with 2003 NJ Household Survey



2006 Cumberland County Resident Referrals from IDRC



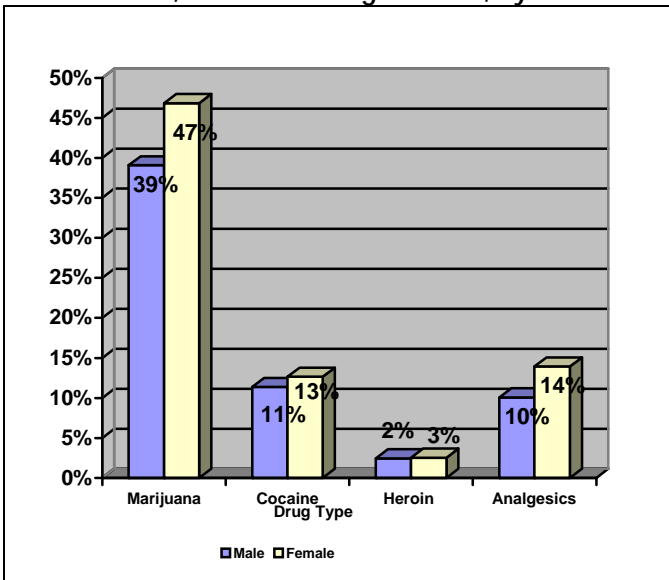
Clients' Treatment/Self-Help History by Screening Score and Referral Status

Treatment/Self-Help History	N	% Clients with Treatment History who Scored 9 or more*	% Clients with Treatment History who had Referral Made
AA in Lifetime	102	65.7	95.1
Currently in AA	33	72.7	97.0
NA Lifetime	46	69.6	93.5
Currently in NA	14	78.6	100.0
Treatment in Lifetime	70	62.9	95.7
Currently in Treatment	16	62.5	100.0

Alcohol & Drug Abuse/Dependence by Demographics

	% Alcohol Abuse	% Alcohol Dependence	% Drug Abuse	% Drug Dependence
GENDER Male	58.4	10.4	9.6	1.5
Female	57.1	13.1	6.0	2.4
AGE <21	77.4	19.4	9.7	9.7
21-24	60.8	12.7	6.3	0.0
25-34	66.4	11.9	9.1	1.4
35-49	45.4	8.6	9.8	1.2
50 and Over	62.8	7.8	9.8	2.0
EDUCATION Less than high school	60.0	9.3	9.3	0.7
High school graduate	60.3	14.1	11.1	2.0
Some college	70.6	10.3	8.8	1.5
College graduate or higher	63.0	11.1	3.7	7.4
RACE/ETHNICITY White	62.3	11.2	8.8	2.8
Black	64.9	5.3	19.3	0.0
Hispanic	60.1	14.9	6.8	0.7
Other	69.2	0.0	7.7	0.0
EMPLOYMENT STATUS Employed Full-time	64.0	10.0	8.7	0.7
Employed part-time	70.3	24.3	8.1	8.1
Unemployed/other	58.5	10.4	12.3	2.8
INCOME Under \$10,000	60.6	11.3	4.2	1.4
\$10,000-24,999	62.9	13.8	12.0	0.6
\$25,000-34,999	62.5	9.7	13.9	4.2
\$35,000-49,999	51.3	20.5	10.3	0.0
\$50,000 +	68.6	5.8	4.7	3.5
OFFENSES 1 Lifetime Alcohol Offense on DMV Record	65.1	12.8	8.5	2.5
2 Lifetime Alcohol Offenses on DMV Record	52.6	7.8	12.1	0.9
3 or More Lifetime Alcohol Offenses on DMV Record	42.3	7.7	6.4	0.0

Cumberland County IDRC Clients' Lifetime Marijuana, Cocaine, Heroin & Analgesic Use, by Gender



Cumberland County IDRC Clients' Self-Reported Illicit Drug Use

	Lifetime	Past Year	Past 30 days
Marijuana	40.5	7.5	1.0
Cocaine	11.6	2.6	0.0
Heroin	2.5	0.0	0.0
Analgesic	10.8	5.7	1.7
Hallucinogen	4.3	0.2	0.0
Club Drugs	3.4	0.5	0.0
Tranquilizer	1.6	1.2	0.5
Sedative	4.5	2.1	0.7
Stimulant	2.2	0.5	0.0
Inhalant	2.5	0.5	0.0
Methamphetamine	5.2	1.0	0.0
Anabolic Steroids	0.2	0.0	0.0

* RIASI Screening Score (Research Institute on Addictions Self Inventory): A DUI offender screening instrument created for and used by the State of New York in its Stop DWI Programs. Included are 41 True/False questions and 8 multiple response questions, each worth 1 point each. The questions cover several factors of substance dependence: classic symptoms, family history, risk-taking behavior, psychological factors, interpersonal competence, health, and alcohol beliefs. It was considered a positive screen if the client scores a 9 or above.