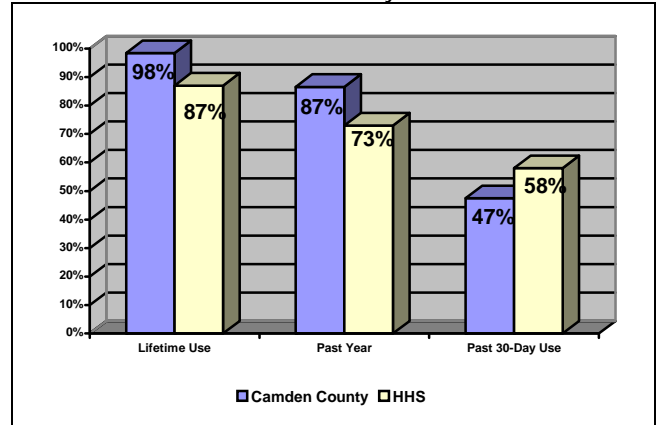


There were 1,104 Camden County residents who went through the Intoxicated Driver Resource Center program in 2007. The following tables and graphs give demographic information about these clients. Clients' reported alcohol and other drug use characteristics are also described. Information was gathered from a mandatory self-administered questionnaire given during the IDRC classes and the counselors' screening/evaluation scoring forms.

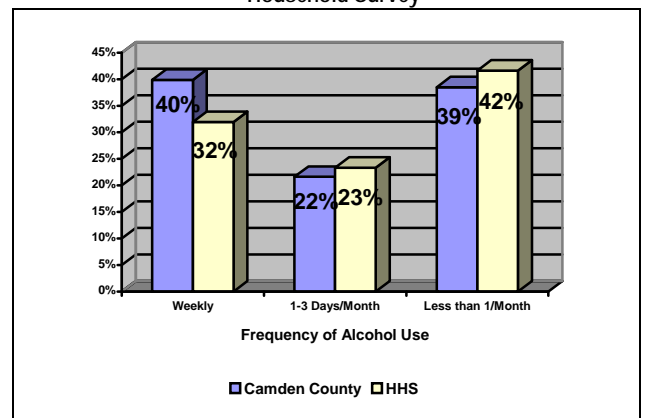
Camden County IDRC Client Demographics

	N	%
Gender		
Male	911	82.5
Female	193	17.5
Age		
<21 (16-20)	85	7.7
21-24	158	14.3
25-34	318	28.8
35-49	375	34.0
50 and Over	168	15.2
Race/Ethnicity		
White (non-Hispanic)	760	69.5
Black (non-Hispanic)	156	14.3
Hispanic	139	12.7
Other	39	3.6
Education		
Less than High School	175	16.5
High School Graduate	467	43.9
Some College	235	22.1
College Graduate or Higher	186	17.5
Marital Status		
Single	570	52.4
Married	278	25.6
Divorced/Separated/Other	240	22.1
Household Income		
Under \$25,000	375	34.6
\$25,000-34,999	141	13.0
\$35,000-49,999	184	17.0
Over \$50,000	384	35.4
Employment Status		
Full-Time	736	67.5
Part-Time	125	11.5
Unemployed/Other	230	21.1

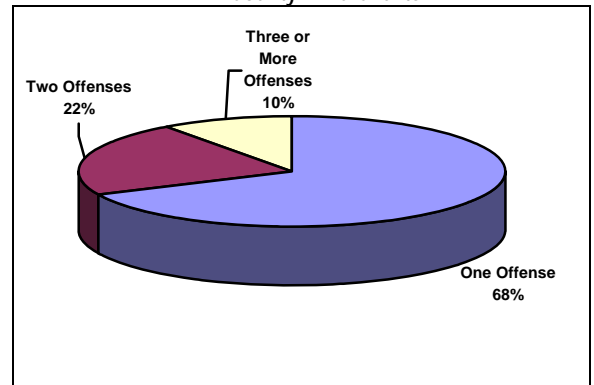
Alcohol Use by Camden County IDRC Clients Compared with 2003 NJ Household Survey



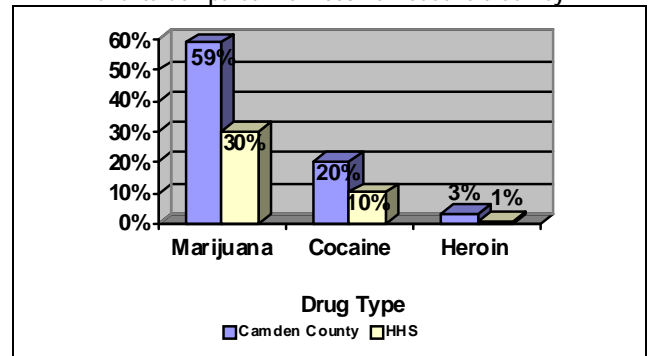
Frequency of Alcohol Use by IDP Clients Compared with 2003 NJ Household Survey



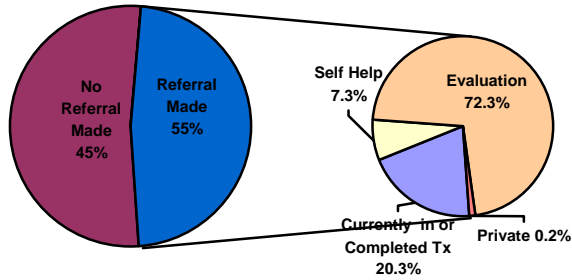
Number of Alcohol-Related Offenses on DMV Records of Camden County IDRC Clients



Lifetime Marijuana, Cocaine and Heroin Use by Camden County IDRC Clients Compared with 2003 NJ Household Survey



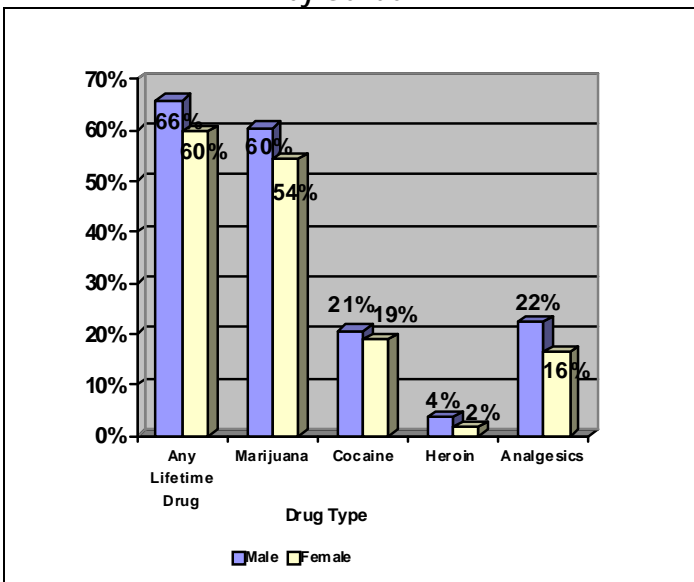
2007 Camden County Resident Referrals from IDRC



Clients' Treatment/Self-Help History by Screening Score and Referral Status

Treatment/Self-Help History	N	% Clients with Treatment or Self-Help History who Scored 9 or more*	% Clients with Treatment or Self-Help History who had Referral Made
AA in Lifetime	326	65.0	85.3
Currently in AA	144	72.9	94.4
NA Lifetime	165	76.4	85.5
Currently in NA	67	79.1	91.0
Treatment in Lifetime	270	67.0	91.5
Currently in Treatment	80	68.8	85.0

Camden County IDRC Clients' Lifetime Drug Use including Marijuana, Cocaine, Heroin & Analgesic Use, by Gender



Camden County IDRC Clients' Demographic Criteria by Referral, Lifetime Drug Use, Two or More Offenses, Tobacco Use and Screening Score Cutoff

	Referral Made	Lifetime Drug	2 or more Offenses	Use Tobacco Products	Screening Score Above Cutoff
GENDER					
Male	56.6	65.6	34.81	55.1	49.4
Female	47.2	59.6	21.8	61.1	40.4
AGE					
<21	97.7	74.1	2.4	67.1	55.3
21-24	55.1	63.9	28.5	54.4	53.8
25-34	45.0	68.6	27.7	57.8	43.7
35-49	56.3	64.5	41.4	58.9	48.8
50 and Over	49.4	53.0	41.1	42.8	44.1
EDUCATION					
Less than high school	62.9	56.6	38.3	60.6	58.9
High school graduate	61.5	69.0	36.0	60.8	54.0
Some college	54.0	69.8	27.7	55.6	46.4
College graduate or higher	33.9	59.1	23.8	39.8	26.9
RACE/ETHNICITY					
White	57.2	70.3	33.9	58.2	48.6
Black	56.4	68.0	35.3	58.3	45.5
Hispanic	43.2	43.2	23.0	43.2	49.6
Other	43.6	28.2	25.6	51.3	38.5
EMPLOYMENT STATUS					
Employed Full-time	49.9	64.1	33.1	56.7	44.2
Employed part-time	60.8	61.6	20.8	44.0	49.6
Unemployed/other	67.8	69.1	35.7	62.2	59.6
INCOME					
Under \$25,000	64.0	60.8	31.7	57.1	54.9
\$25,000-34,999	55.3	66.0	36.2	61.0	49.7
\$35,000-49,999	53.8	62.5	41.9	57.1	44.6
\$50,000 +	46.4	69.5	27.7	53.5	41.7

Camden County IDRC Clients' Self-Reported Illicit Drug Use

	Lifetime	Past Year	Past 30 days
Marijuana	59.2	20.0	6.1
Cocaine	20.3	7.0	0.2
Heroin	3.3	2.9	0.0
Analgesic	21.3	18.2	5.8
Hallucinogen	8.6	2.1	0.5
Club Drugs	6.0	1.4	0.2
Tranquilizer	5.2	3.8	0.5
Sedative	11.1	10.5	3.4
Stimulant	5.7	1.1	0.0
Inhalant	3.3	0.4	0.0
Methamphetamine	6.4	1.1	0.2
Anabolic Steroids	0.9	0.4	0.0