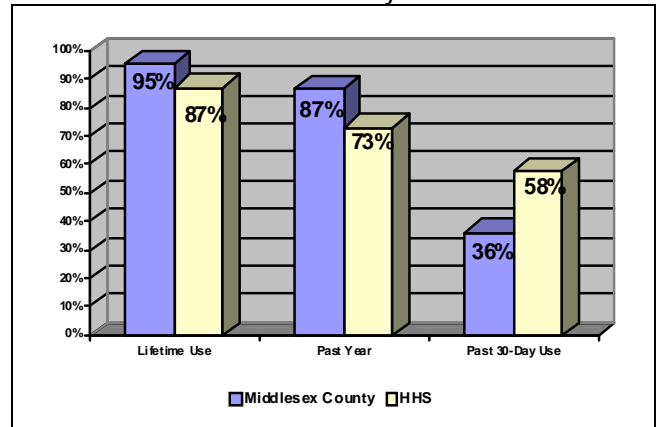


There were 1,199 Middlesex County residents who went through the Intoxicated Driver Resource Center program in 2007. The following tables and graphs give demographic information about these clients. Clients' reported alcohol and other drug use characteristics are also described. Information was gathered from a mandatory self-administered questionnaire given during the IDRC classes and the counselors' screening/scoring forms.

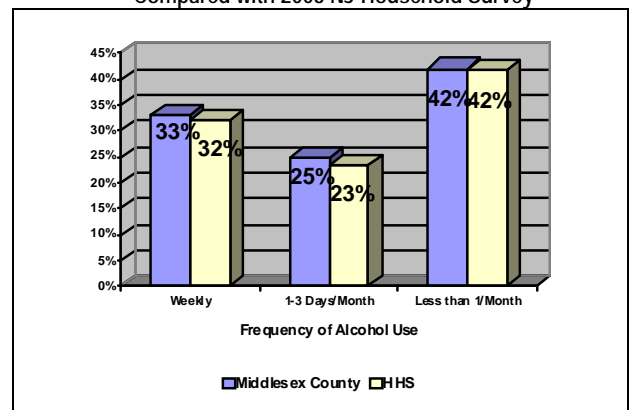
Middlesex County IDRC Client Demographics

	N	%
Gender		
Male	960	80.1
Female	239	19.9
Age		
<21 (16-20)	111	9.3
21-24	199	16.6
25-34	340	28.4
35-49	405	33.8
50 and Over	144	12.0
Race/Ethnicity		
White (non-Hispanic)	724	62.4
Black (non-Hispanic)	95	8.2
Hispanic	234	20.2
Other	107	9.2
Education		
Less than High School	159	14.1
High School Graduate	488	43.2
Some College	264	23.4
College Graduate or Higher	218	19.3
Marital Status		
Single	618	54.1
Married	289	25.3
Divorced/Separated/Other	236	20.7
Household Income		
Under \$25,000	367	32.1
\$25,000-34,999	145	12.7
\$35,000-49,999	219	19.2
Over \$50,000	412	36.1
Employment Status		
Full-Time	764	66.2
Part-Time	117	10.1
Unemployed/Other	274	23.7

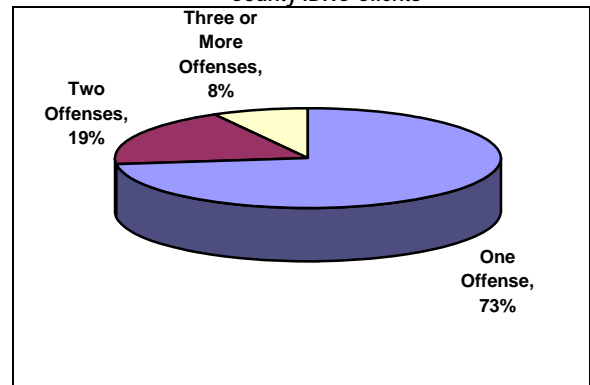
Alcohol Use by Middlesex County IDRC Clients Compared with 2003 NJ Household Survey



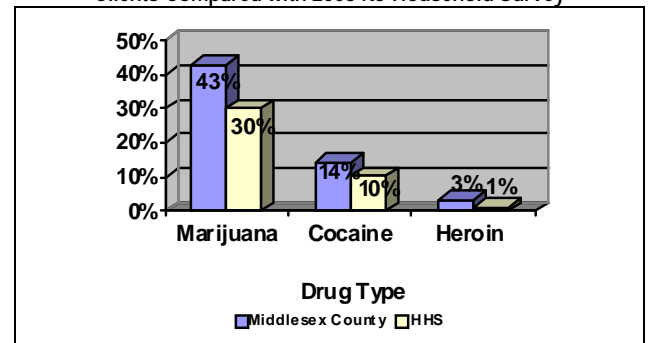
Frequency of Alcohol Use by Middlesex County IDRC Clients Compared with 2003 NJ Household Survey



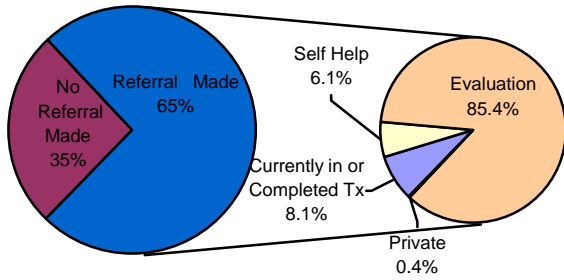
Number of Alcohol-Related Offenses on DMV Records of Middlesex County IDRC Clients



Lifetime Marijuana, Cocaine and Heroin Use by Middlesex County IDRC Clients Compared with 2003 NJ Household Survey



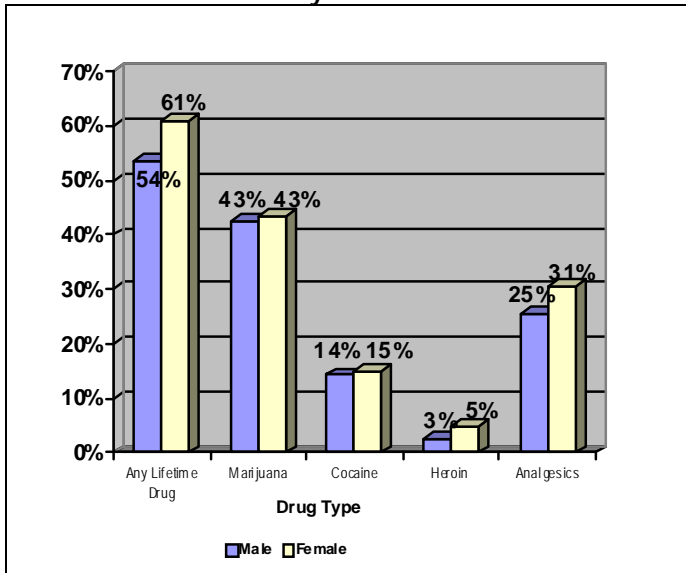
2007 Middlesex County Resident Referrals from IDRC



Clients' Treatment/Self-Help History by Screening Score and Referral Status

Treatment/Self-Help History	N	% Clients with Treatment History who Scored 9 or more*	% Clients with Treatment History who had Referral Made
AA in Lifetime	298	57.4	93.0
Currently in AA	151	61.6	94.7
NA Lifetime	125	66.4	95.2
Currently in NA	55	67.3	94.6
Treatment in Lifetime	218	63.8	95.9
Currently in Treatment	90	55.6	91.1

Middlesex County IDRC Clients' Lifetime Drug Use including Marijuana, Cocaine, Heroin & Analgesic Use, by Gender



Middlesex County IDRC Clients' Demographic Criteria by Referral, Lifetime Drug Use, Two or More Offenses, Tobacco Use and Screening Score Cutoff

	Referral Made	Lifetime Drug	2 or more Offenses	Use Tobacco Products	Screening Score Above Cutoff	
GENDER	Male	69.0	53.5	29.1	53.9	38.0
	Female	50.2	60.7	18.6	54.5	25.5
AGE	<21	73.0	53.2	3.7	49.5	36.9
	21-24	55.3	64.8	10.4	57.8	31.2
	25-34	60.0	51.8	22.0	58.1	36.2
	35-49	71.1	55.8	40.7	54.0	39.0
	50 and Over	68.8	47.9	40.6	42.1	29.2
EDUCATION	Less than high school	77.4	44.7	32.5	58.0	49.1
	High school graduate	71.3	59.8	27.1	59.8	37.5
	Some college	61.7	64.4	26.9	54.9	34.5
	College graduate or higher	47.7	47.7	21.2	40.1	22.5
RACE/ETHNICITY	White	65.6	63.8	28.4	58.4	35.4
	Black	62.1	59.0	30.4	48.4	40.0
	Hispanic	67.5	41.9	22.1	42.0	39.7
	Other	58.9	33.6	19.1	54.2	29.9
EMPLOYMENT STATUS	Employed Full-time	60.7	55.0	26.8	52.7	33.8
	Employed part-time	66.7	57.3	15.7	59.0	35.0
	Unemployed/other	75.2	60.6	30.1	57.2	41.6
INCOME	Under \$25,000	74.9	58.9	28.5	59.5	42.5
	\$25,000-34,999	62.1	52.4	27.3	59.0	38.6
	\$35,000-49,999	64.8	53.9	26.4	55.7	34.7
	\$50,000 +	56.8	57.5	24.6	47.2	29.6

Middlesex County IDRC Clients' Self-Reported Illicit Drug Use

	Lifetime	Past Year	Past 30 days
Marijuana	42.7	11.2	1.8
Cocaine	14.4	3.1	0.1
Heroin	3.1	1.1	0.3
Analgesic	26.4	15.0	4.9
Hallucinogen	5.2	0.7	0.1
Club Drugs	6.0	0.9	0.0
Tranquilizer	5.9	3.1	1.6
Sedative	11.2	8.0	3.4
Stimulant	3.2	0.7	0.4
Inhalant	1.2	0.2	0.0
Methamphetamine	2.0	0.2	0.1
Anabolic Steroids	0.8	0.2	0.0