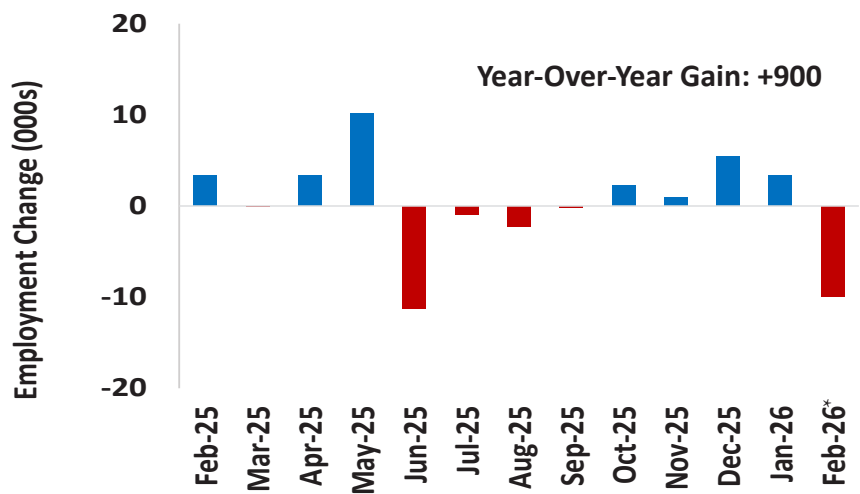


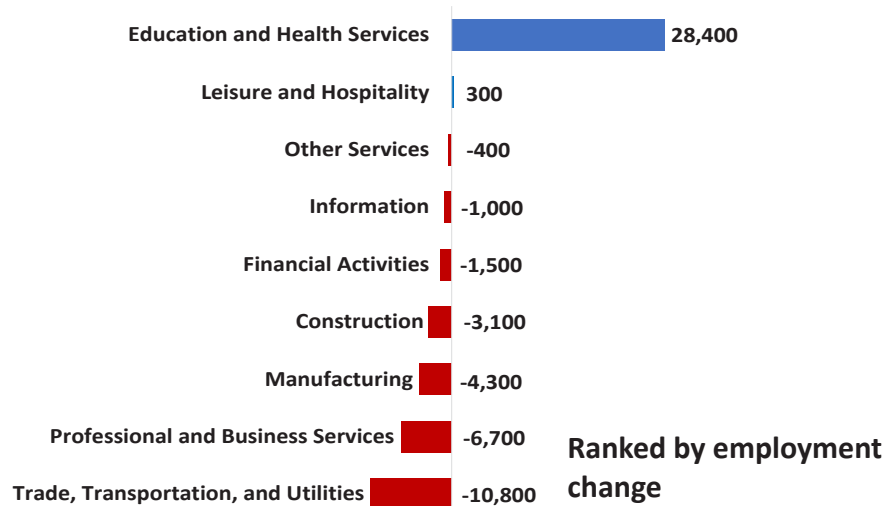
# NJ Employment Situation Highlights: February 2026

## Month-Over-Month Private Sector Employment Change

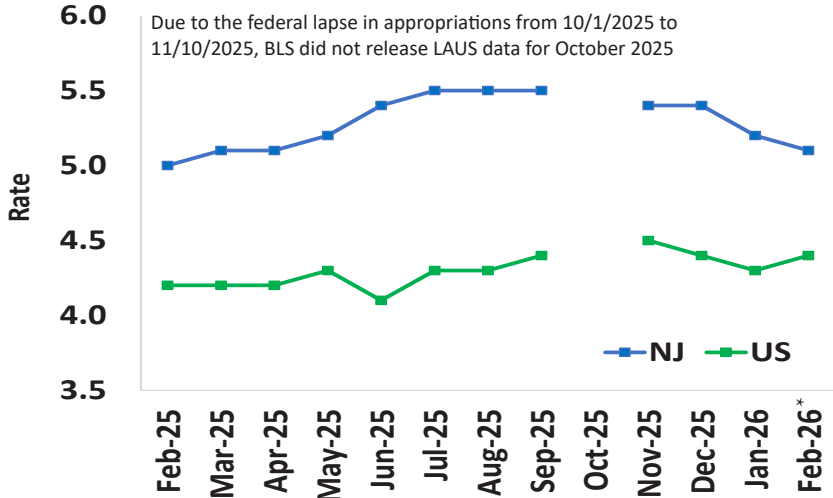


\*preliminary

## Year-Over-Year Private Industry Employment Change

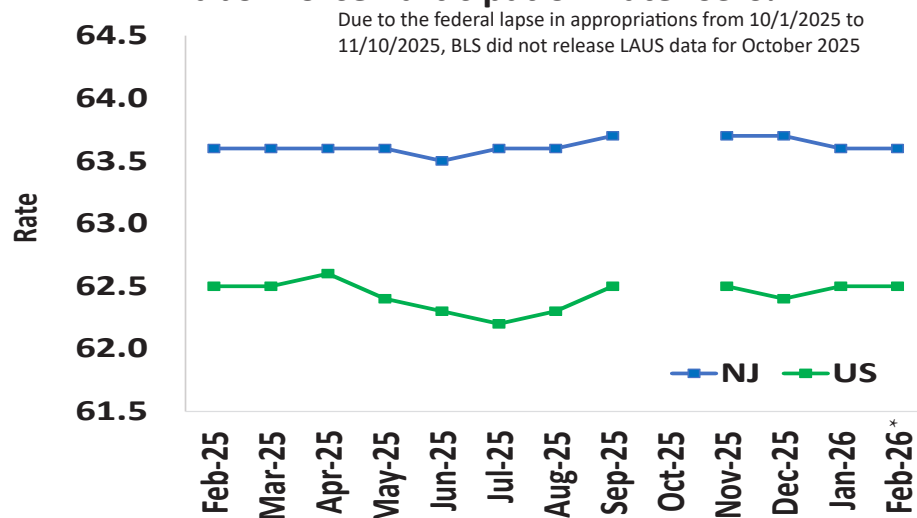


## Monthly Unemployment Rate: 5.1%



\*preliminary

## Labor Force Participation Rate: 63.6%



\*preliminary



Office of Research and Information

[nj.gov/labor/data](http://nj.gov/labor/data)

The New Jersey Department of Labor and Workforce Development's (NJLWD) Office of Research and Information is the singular solution for labor market data needs, combining the power of data and marketing materials to deliver evidence-based research. Our team of local and industry specialists provide technical assistance and information that highlights key New Jersey economic points, such as employment, wages, occupation, workplace safety, and labor force data.

This workforce product was funded by a grant awarded by the U.S. Department of Labor's Employment and Training Administration. The product was created by the grantee and does not necessarily reflect the official position of the U.S. Department of Labor. The Department of Labor makes no guarantees, warranties, or assurances of any kind, express or implied, with respect to such information, including any information on linked sites and including, but not limited to, accuracy of the information or its completeness, timeliness, usefulness, adequacy, continued availability, or ownership. This product is copyrighted by the institution that created it. Internal use by an organization and/or personal use by an individual for non-commercial purposes is permissible. All other uses require the prior authorization of the copyright owner.