

MICROSOFT POWER BI DESKTOP

New Jersey State Data Center
Annual Network Meeting

June 14, 2017

Len Preston
Chief New Jersey State Data Center





- ▶ **Office of Research and Information (ORI)**
 - ▶ Maintains and Disseminates Key Economic Data on Website
 - ▶ **Bureau of Labor Statistics (BLS)**
 - ▶ Unemployment Rate (LAUS)
 - ▶ Current Non-Farm Employment (CES)
 - ▶ Wage Data by Occupation and Industry (OES)
 - ▶ Quarterly Census of Employment and Wages (QCEW)
 - ▶ Industry and Occupational Employment Projections
 - ▶ **US Census Bureau**
 - ▶ Decennial Census/ American Community Survey
 - ▶ Economic Census
 - ▶ Population Estimates
 - ▶ Population and Labor force Projections
 - ▶ **Bureau of Economic Analysis (BEA)**
 - ▶ State and Local Annual/Quarterly Personal Income Data

▶ Goal

- ▶ Better and More Efficient Delivery and Dissemination of Data to Both Our Internal and External Customers

▶ Problems

- ▶ Aging Dynamic/Guided Search Data Tools
- ▶ Increased Demand for Internal Performance Analytics

▶ Barriers

- ▶ Not Enough IT Staff to Support/Update/Upgrade Current Guided Search Tools
- ▶ New Solutions Cost Prohibitive
 - ▶ Tableau, Socrata, SAS Visual Analytics, Policy Map

▶ Solution

▶ Microsoft BI Desktop (BI – Business Intelligence)

- ▶ Powerful Desktop Infographics/Dashboard/Analytics Software
- ▶ Works With Multiple File Types at Same Time
- ▶ Accepts Data From a Wide Array of Databases
- ▶ It's Microsoft
 - ▶ Seamless Integration With Access and Excel Files
 - ▶ Intuitive to Microsoft Product Users
- ▶ It's FREE!!!!
 - ▶ Professional Version Very Affordable (\$8.99 per Month per User License)
- ▶ Easy to Learn
 - ▶ Vast Library of Tutorials, You Tubes, and User Community Resources Available
- ▶ Monthly Updates
 - ▶ Product Continues to Become More Detailed and Versatile
- ▶ Government Version Now Available
 - ▶ Allows Government Agencies to Publish to Their Websites



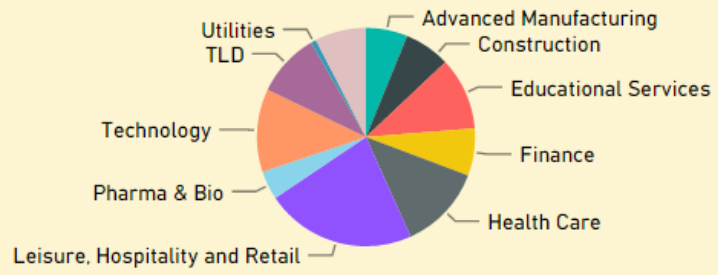
▶ Demonstration



New Jersey Industry Cluster Characteristics




Industry Totals and Percentages



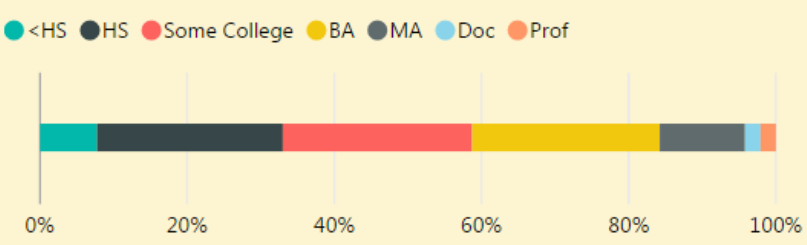
Industry Cluster

- Advanced Manufacturing
- Construction
- Educational Services
- Finance
- Health Care
- Leisure, Hospitality and Ret...
- Pharma & Bio
- Technology
- TLD
- Utilities
- Utilities and Construction

Full-Time vs Part-Time Workers



Educational Attainment



Wages (in Thousands)

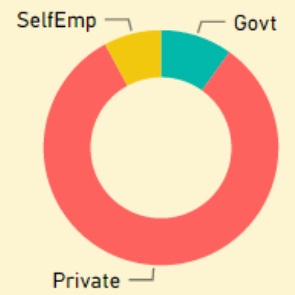
- <\$25
- \$25 - \$50
- \$50 - \$75
- \$75 - \$100
- \$100 - \$150
- \$150 - \$200
- \$200+

Employed
3,939,116

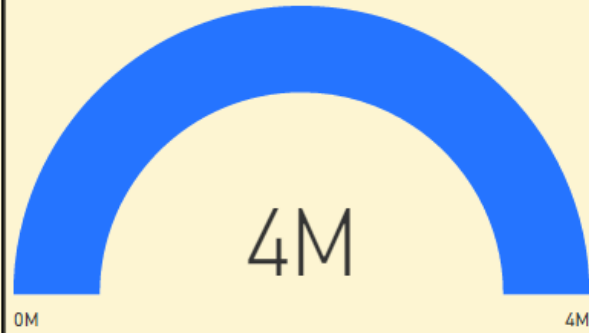
Unemployed
214,665

Unemployed
5.17%

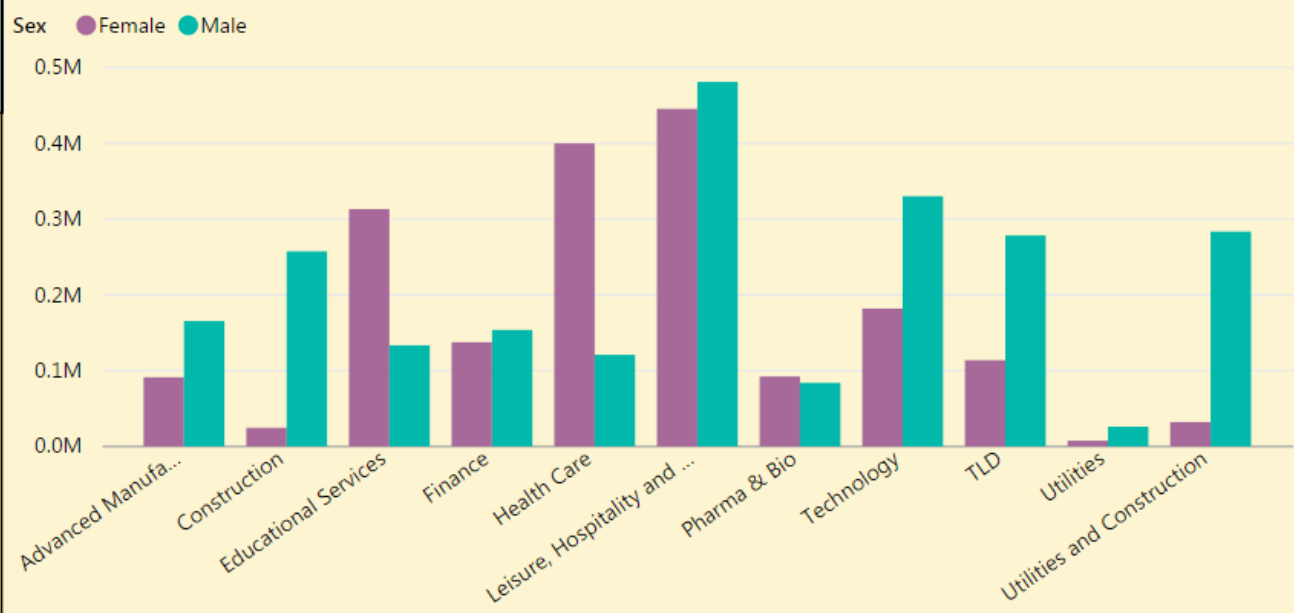
Class of Worker



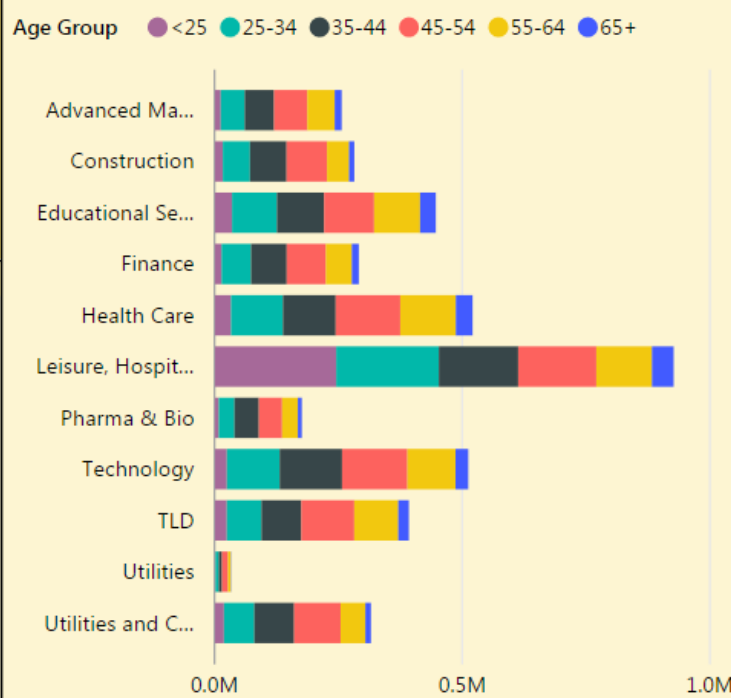
Industry Population Compared to Total



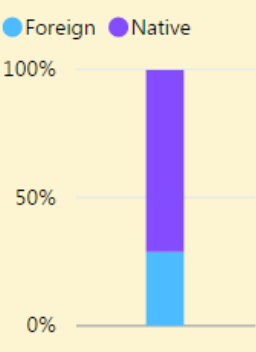
Industries by Sex



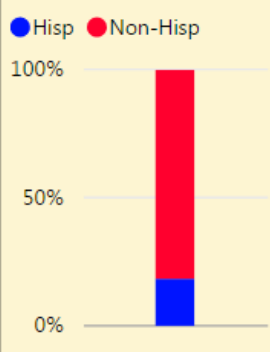
Population Age Group



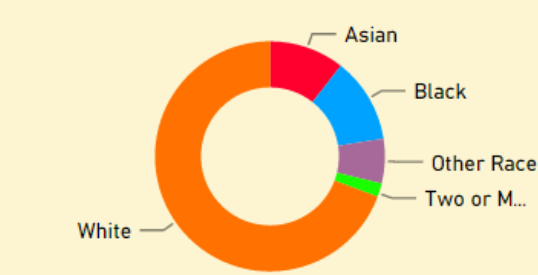
Nativity Comparison



Hispanic Origin



Race Distribution



Using Filters

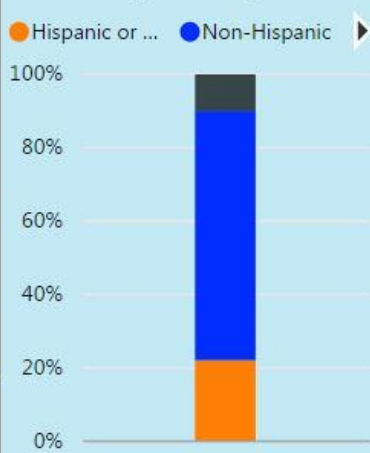
- Hover cursor over yellow filter boxes and scroll to view all options
- Manually check a box to select
- Hover cursor over visuals to see data
- Click a category in a visual to narrow data
- Click icon in the top right corner of yellow boxes to clear selections

New Jersey Unemployment Insurance Claimants (10/01/16 - 12/16/16)

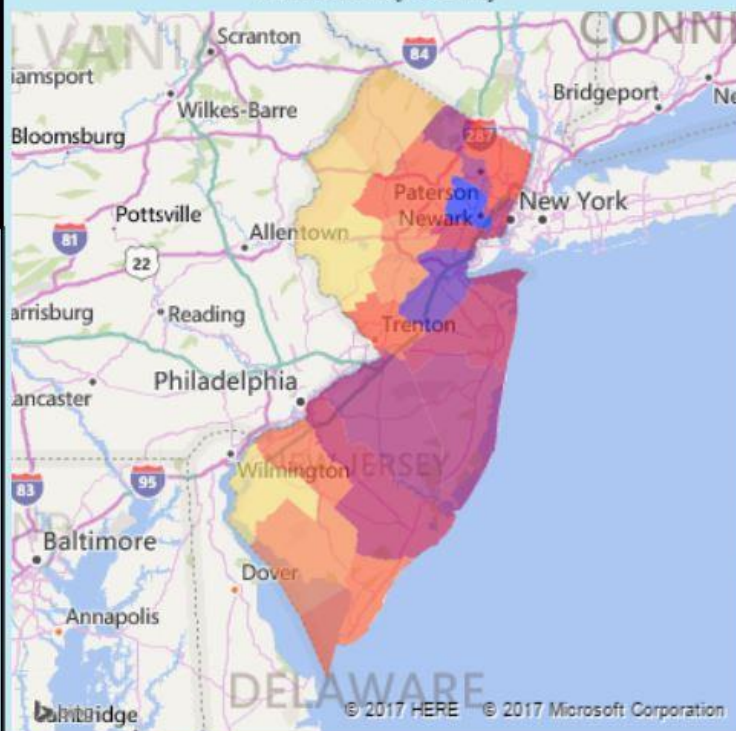
Total Claimants

158,183

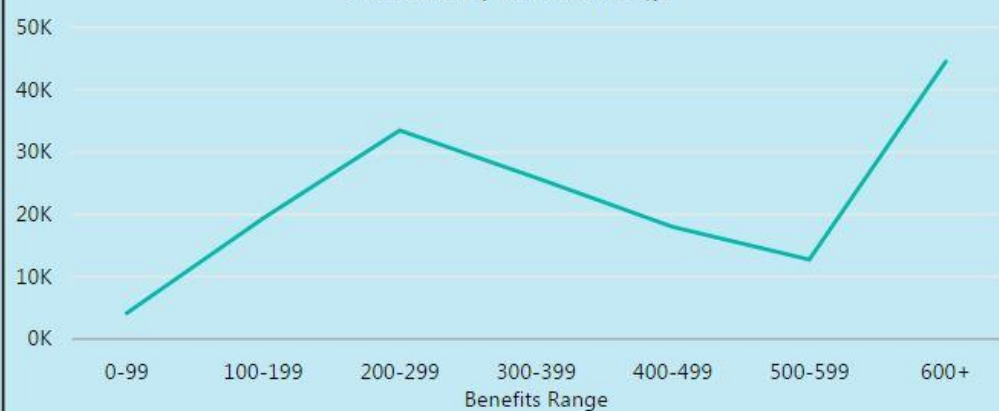
Hispanic Origin



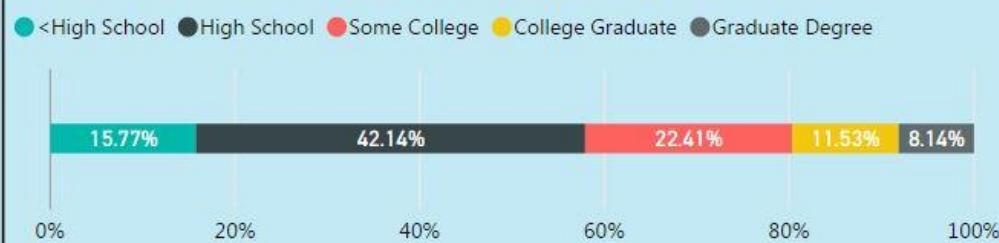
Claimants by County



Claimants by Benefits Range



Claimants by Educational Attainment



County

- Atlantic County, NJ
- Bergen County, NJ
- Burlington County, NJ
- Camden County, NJ
- Cape May County, NJ
- Cumberland County, NJ
- Essex County, NJ
- Gloucester County, NJ
- Hudson County, NJ
- Hunterdon County, NJ

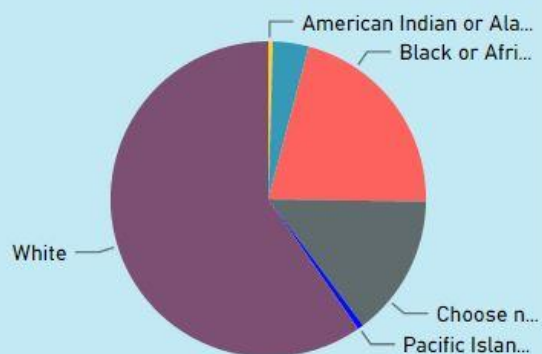
Industry

- Accomodation & Food Se...
- Admin. Support & Waste ...
- Agriculture, Forestry, Fishi...
- Arts, Entertainment, & Rec...
- Chose not to answer
- Construction
- Educational Services

Occupation

- AdmSupport
- Clean/Maint
- Comm/SocSrv
- Const/Extract
- Edu/Train/Libr
- Entertain

Claimants by Race



Claimants by Gender



Claimants by Approximate Age

