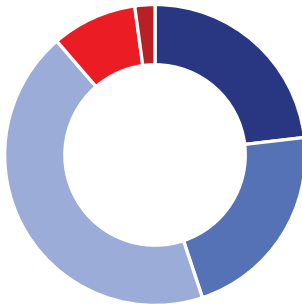


Labor Market Spotlight

New Jersey Veterans: By the Numbers

Issue No. 2, Volume 1: November 2022

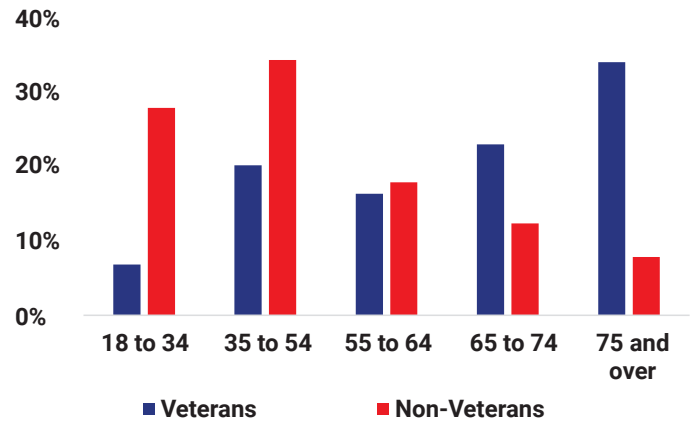
Period of Service



- Gulf War (9/2001 or later)
- Vietnam era
- World War II
- Gulf War (8/1990 to 8/2001)
- Korean War

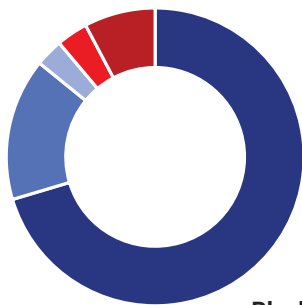
Approximately 72% of veterans served during the Vietnam era or during one of the Gulf War conflicts.

Veterans vs. Non-Veterans by Age



New Jersey's veterans are proportionately older when compared to the state's population. One in ten New Jerseyans over 65 are veterans.

Veterans by Race



- White
- Asian
- Two or more races
- Black/African American
- Some other race

Note: Combined, American Indian/Alaska Natives and Native Hawaiian/Pacific Islanders make up less than 1% of NJ's veteran population

283.5K Veterans that call New Jersey home

\$51K Median income (US: \$47K)

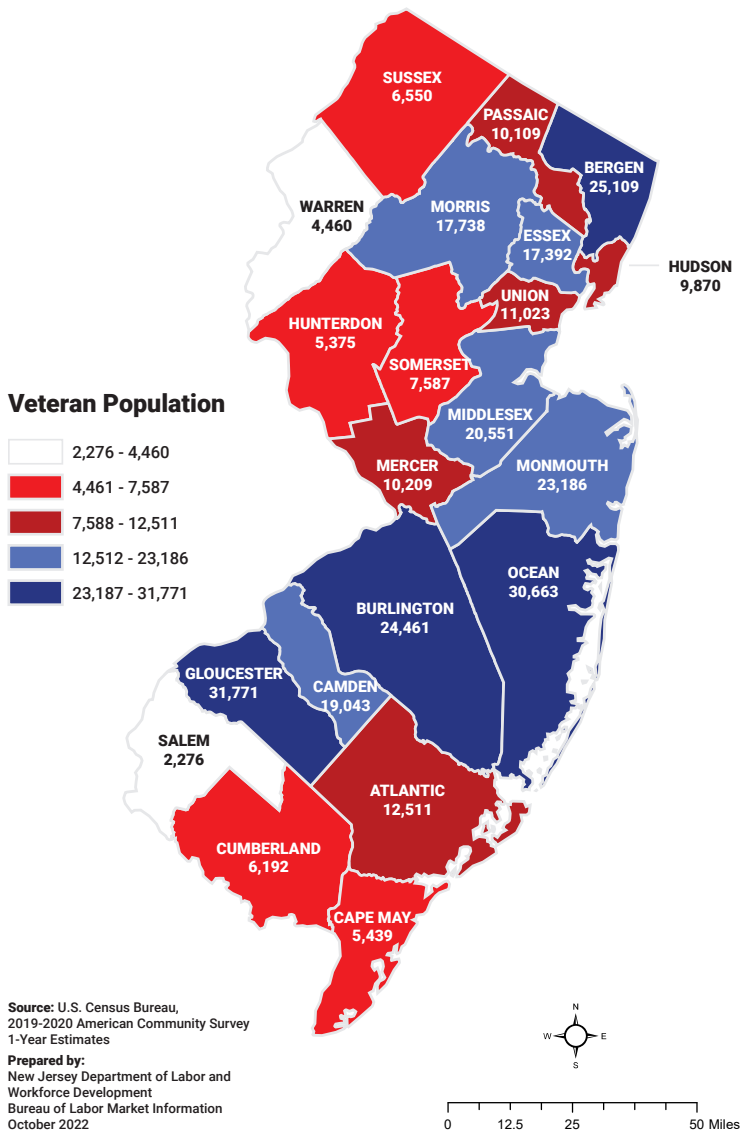
75% Served during a time of conflict

18% Have a service connected disability

92% Percent of veterans who are male

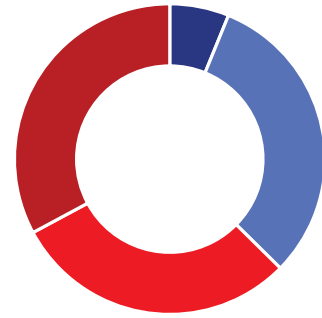


Veteran Population by County



A large concentration of veterans live in Burlington, Ocean and Gloucester counties potentially due to the proximity to Joint Base McGuire-Dix-Lakehurst.

Educational Attainment



- Less than high school graduate
- High school graduate (includes equivalency)
- Some college or associate's degree
- Bachelor's degree or higher

Approximately 63% of New Jersey's veterans have some college education.

How We Can Help

The New Jersey Department of Labor and Workforce Development believes those who stood first in line to defend our country should be first in line to reap the benefits of freedom: a fair chance for a good education, a good job, and a good life.

Veterans receive first priority referral to all job and training opportunities for which they qualify.

Our staff specialists help veterans find suitable jobs and opportunities, as well as:

- enroll in free job search workshops
- develop a resume
- learn about career training programs
- get help understanding the array of benefits available through the Veterans Administration and state and local government agencies

Visit nj.gov/labor/veterans to learn more.

Technical Note: Data in this report is from the US Census Bureau American Community Survey 2020 5-year estimates and represents information for people who live in New Jersey.

For more labor market data, visit the NJDOL Office of Research and Information online at: nj.gov/labor/data

This workforce product was funded by a grant awarded by the U.S. Department of Labor's Employment and Training Administration. The product was created by the grantee and does not necessarily reflect the official position of the U.S. Department of Labor. The Department of Labor makes no guarantees, warranties, or assurances of any kind, express or implied, with respect to such information, including any information on linked sites and including, but not limited to, accuracy of the information or its completeness, timeliness, usefulness, adequacy, continued availability, or ownership. This product is copyrighted by the institution that created it. Internal use by an organization and/or personal use by an individual for non-commercial purposes is permissible. All other uses require the prior authorization of the copyright owner.