

Labor Market Spotlight

A Profile of New Jersey's Hispanic Residents

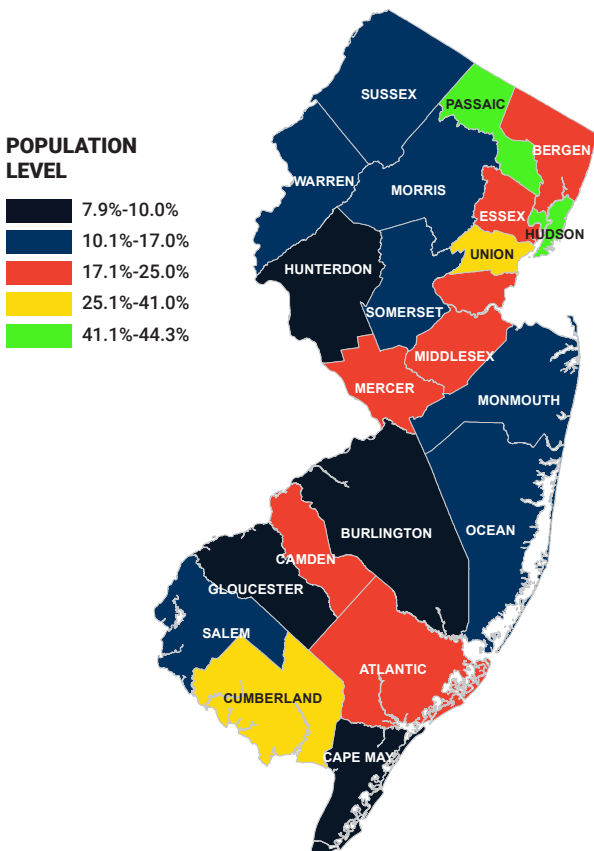
Issue No. 20, Volume 2: September 2024

MES
DE LA HERENCIA
HISPANA



New Jersey, with its diverse population of 9.2 million, is home to 2 million Hispanics, who make up 21.9% of its residents. Hispanics make a significant contribution to New Jersey's workforce accounting for 21.6% of the labor force statewide. New Jersey ranks 7th highest among the states for its total hispanic population.

NJ's Hispanic Population by County



The top four counties (+200k each) by Hispanic population size are Hudson, Passaic, Bergen and Essex. However, the counties with the highest concentrations of Hispanic residents (over 30% of population is Hispanic) are Passaic, Hudson, Union, and Cumberland.

Municipalities with the Largest Hispanic Populations

Newark
Paterson
Elizabeth
Jersey City
Union
Passaic

Six New Jersey municipalities have Hispanic populations that exceed 50,000. With 114,400 residents or 37.2% of total population, Newark has the largest Hispanic population in the state.

2M Total Hispanic residents

114K Number of Hispanic residents in Newark (New Jersey's municipality with the largest Hispanic population)

41.9% Percentage of Hispanic population that is foreign-born

9.3% Percent of New Jersey veterans who are Hispanic

16.8% Share of businesses that are Hispanic-owned; most are small businesses

30K Received services from NJDOL One-Stop centers in Program Year 2023



Office of Research
and Information

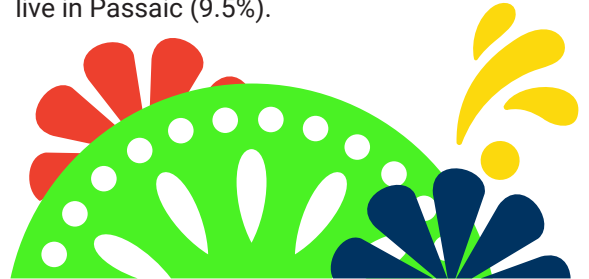
[NJ.GOV/LABOR/DATA](https://nj.gov/labor/data)

Hispanic Population by Descent

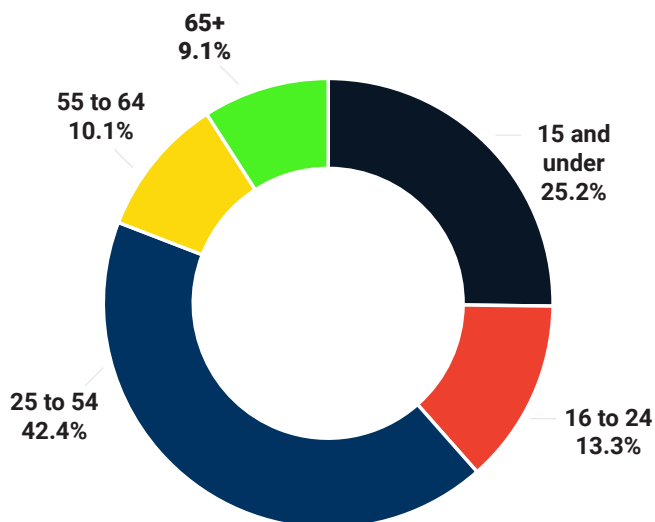
Puerto Rico	24.4%
Dominican Republic	18.1%
Mexico	11.5%
Ecuador	7.5%
Colombia	7.2%
Cuba	4.9%
Peru	4.4%
El Salvador	4.1%
Guatemala	3.7%
Honduras	2.8%
All Other Hispanic or Latino	11.4%

The Hispanic population is diverse in its origins. The majority of New Jersey's Hispanic residents descend from Puerto Rico, Dominican Republic, and Mexico.

Seven percent of the state's Puerto Rican population resides in Newark. The Dominican population is concentrated in Paterson (13.1% of New Jersey's Dominican residents), and the highest concentration of Mexican residents live in Passaic (9.5%).

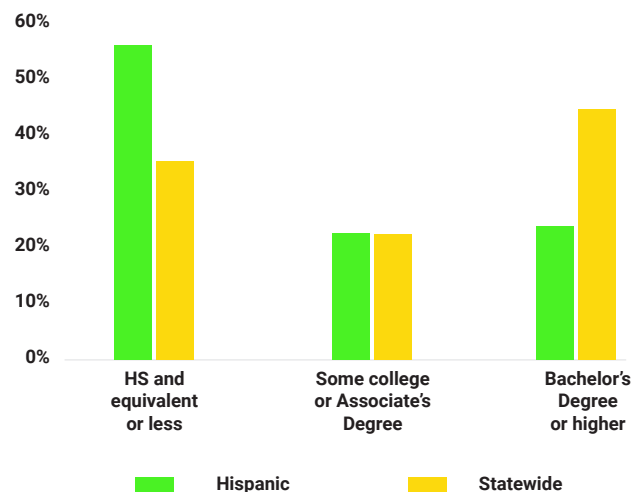


Hispanic Population by Age



74.8% of all Hispanics are of working age (age 16 and over).

Educational Attainment, Age 25 and Older



The chart highlights the educational achievements of New Jersey's Hispanic community. A significant portion of Hispanics have pursued higher education beyond high school, with a notable portion obtaining some college education or completing degrees.

Technical Note: The data in this report are from the US Census Bureau's American Community Survey (ACS) 2022 1- and 5-year estimates, and Annual Business Survey.

The New Jersey Department of Labor and Workforce Development's (NJDOLE) Office of Research and Information is the singular solution for labor market data needs, combining the power of data and marketing materials to deliver evidence-based research. Our team of local and industry specialists provide technical assistance and information that highlights key New Jersey economic status, such as employment, wages, occupation, workplace safety, and labor force.

This workforce product was funded by a grant awarded by the U.S. Department of Labor's Employment and Training Administration. The product was created by the grantee and does not necessarily reflect the official position of the U.S. Department of Labor. The Department of Labor makes no guarantees, warranties, or assurances of any kind, express or implied, with respect to such information, including any information on linked sites and including, but not limited to, accuracy of the information or its completeness, timeliness, usefulness, adequacy, continued availability, or ownership. This product is copyrighted by the institution that created it. Internal use by an organization and/or personal use by an individual for non-commercial purposes is permissible. All other uses require the prior authorization of the copyright owner.