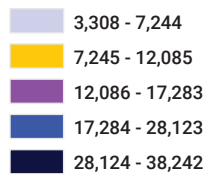


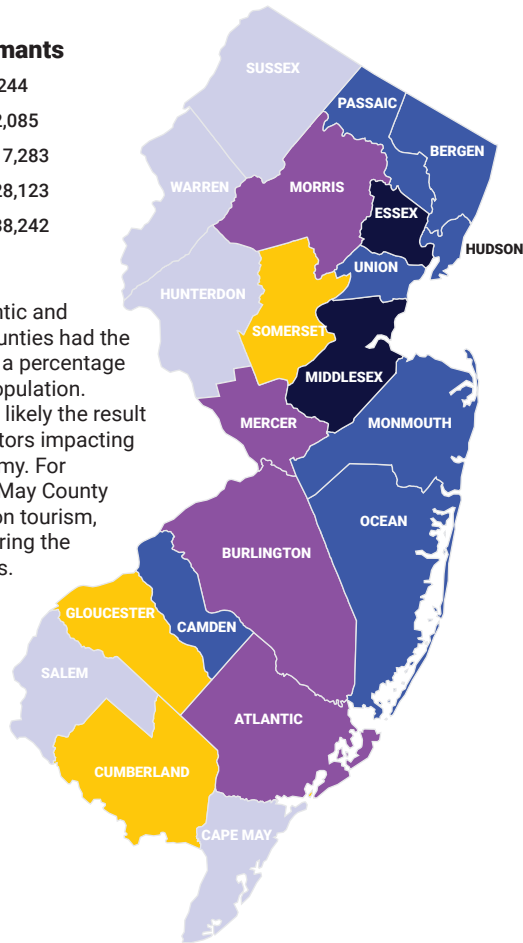


## Unemployment Insurance Claimants by County of Residence

### 2022 UI Claimants



Cape May, Atlantic and Cumberland counties had the most claims as a percentage of the overall population. However, this is likely the result of seasonal factors impacting the local economy. For instance, Cape May County typically relies on tourism, which peaks during the summer months.



### Where to find and apply for UI benefits:

New Jersey is a national leader in providing UI benefits and creating streamlined processes for workers to verify their eligibility and access benefits. The New Jersey Department of Labor and Workforce Development (NJLWD) administers the UI program, which provides temporary financial assistance to eligible workers who become unemployed through no fault of their own.

The NJLWD offers support to career seekers at its One-Stop Career Centers including job search workshops, career counseling, and resume writing.

NJ's UI program is designed to support workers in times of financial hardship and help them get back on their feet in new employment opportunities.

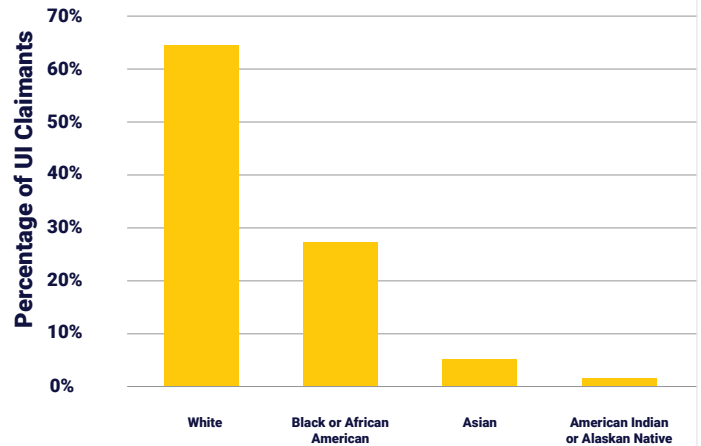
For more about UI: <https://nj.gov/labor/myunemployment>

**Technical Note:** The data in this report is from New Jersey Department of Labor and Workforce Development UI Program administrative statistics.

The New Jersey Department of Labor and Workforce Development's (NJLWD) Office of Research and Information is the singular solution for labor market data needs, combining the power of data and marketing materials to deliver evidence-based research. Our team of local and industry specialists provide technical assistance and information that highlights key New Jersey economic status, such as employment, wages, occupation, workplace safety, and labor force.

This workforce product was funded by a grant awarded by the U.S. Department of Labor's Employment and Training Administration. The product was created by the grantee and does not necessarily reflect the official position of the U.S. Department of Labor. The Department of Labor makes no guarantees, warranties, or assurances of any kind, express or implied, with respect to such information, including any information on linked sites and including, but not limited to, accuracy of the information or its completeness, timeliness, usefulness, adequacy, continued availability, or ownership. This product is copyrighted by the institution that created it. Internal use by an organization and/or personal use by an individual for non-commercial purposes is permissible. All other uses require the prior authorization of the copyright owner.

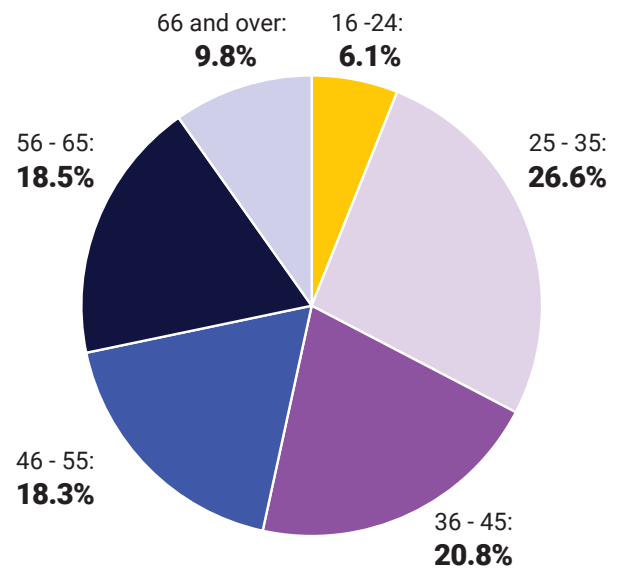
## UI Claimants by Race\*



\*It excludes claimants who choose not to answer

Most UI claimants identify as White (65%) or Black (28%)

## UI Claimants by Age



About 58% of claimants are between the ages of 36 and 65

### Footnotes:

<sup>1</sup>Continued Claim: The number of weeks certified for weekly UI benefits.

<sup>2</sup>Base Year: Time period used to determine a person's eligibility for UI benefits.

<sup>3</sup>Reciency Rate: Percent of unemployed individuals who file and are paid UI benefits. NJ ranks number 1.

For more about UI eligibility: <https://nj.gov/labor/myunemployment/before/about/who>