

Labor Market Spotlight

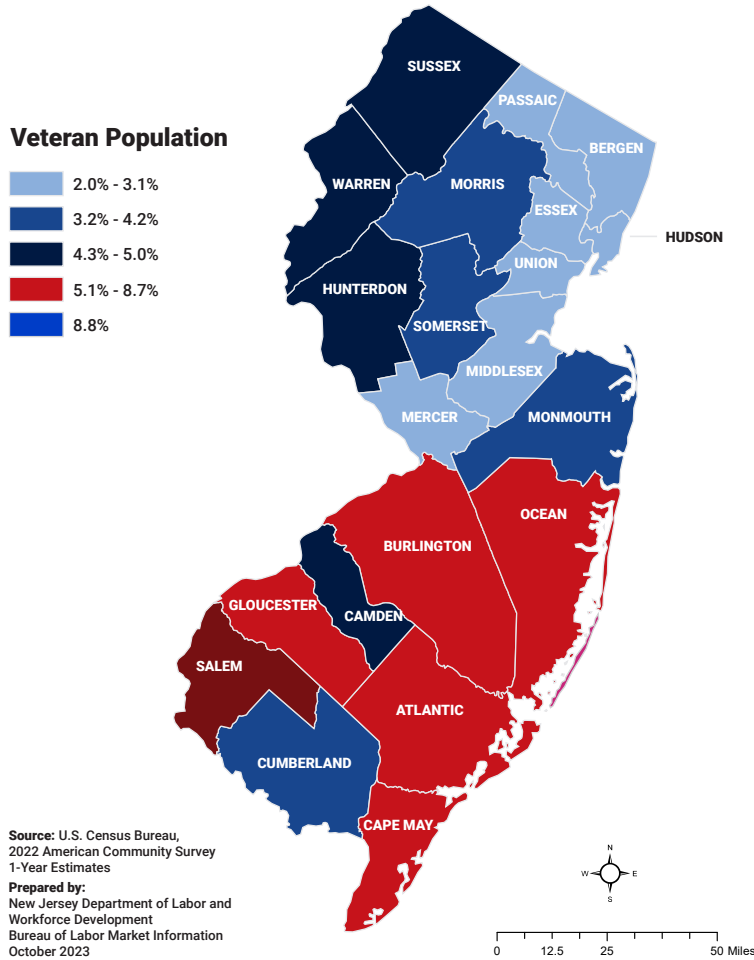
A Salute to New Jersey's Veterans

Issue No. 9, Volume 1: November 2023

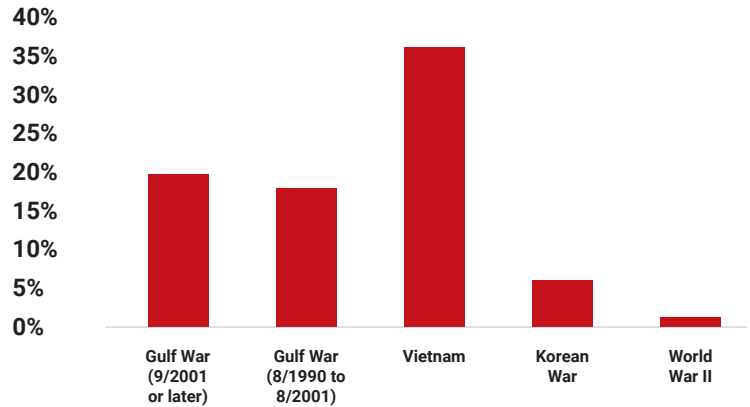


In this edition of the Labor Market Spotlight, we extend our deepest appreciation to the 279,600 veterans who have chosen the Garden State as their home. Some 20% of the state's veterans live in Burlington and Ocean counties. This concentration might be attributed to the presence of Joint Base McGuire-Dix-Lakehurst nearby. It's also remarkable to note that nearly three-quarters of these veterans stood in the line of duty during pivotal moments in our history: the Vietnam era or one of the Gulf War conflicts. Also noteworthy, 9.3% of New Jersey's veterans are Hispanic, and 8.3% are female.

Percent of Veteran Population by County



Era of Service



279.6K Veterans residing in NJ

\$57.7K Median income (In NJ, it's \$47K)

75% Served during a time of conflict

21.7% Have a service-connected disability

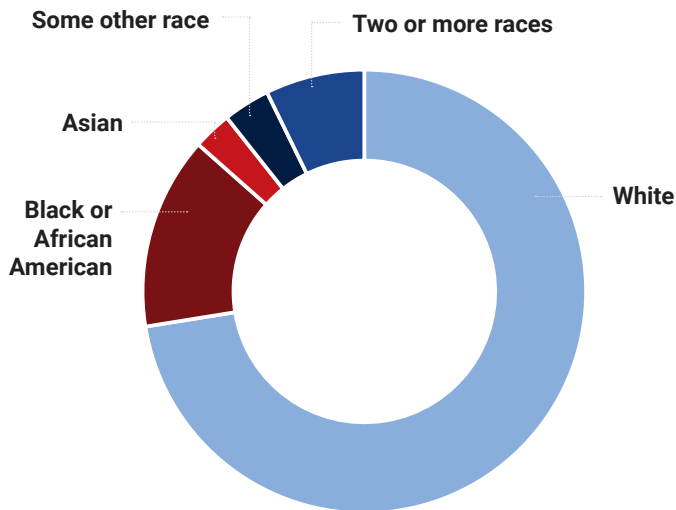
2K Received career services from NJDOL between July 1, 2022 and June 30, 2023



Office of Research and Information

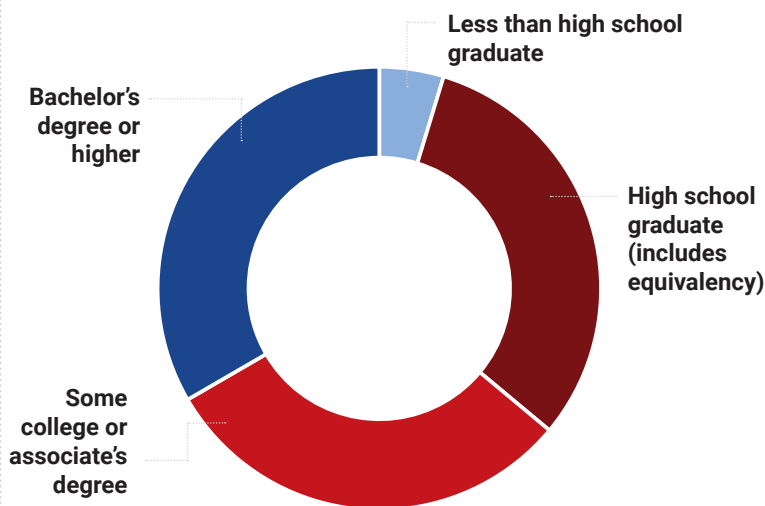
NJ.GOV/LABOR/DATA

Veterans by Race¹



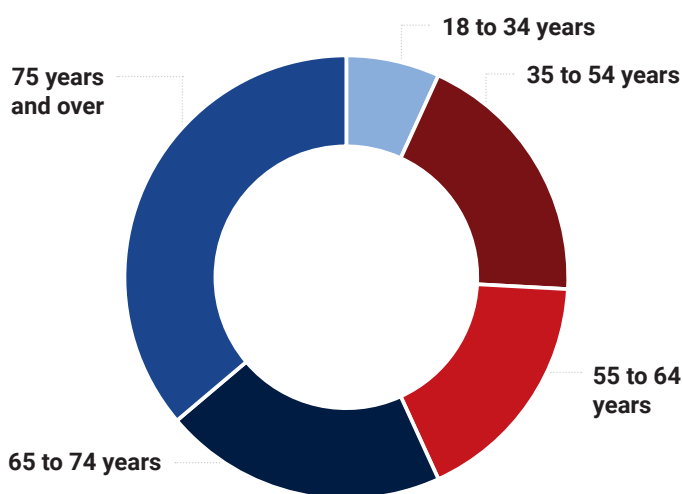
About 25% of New Jersey veterans are non-White.

Educational Attainment



Approximately 64% of New Jersey's veterans have some college education.

Veterans by Age



The majority of New Jersey's veterans are over the age of 65. One in 10 New Jerseyans over 65 are veterans.

How We Help

The New Jersey Department of Labor and Workforce Development believes those who stood first in line to defend our country should be first in line to reap the benefits of freedom: a fair chance for a good education, a good job, and a good life. Veterans receive first-priority referral to all job and training opportunities for which they qualify.

Our Workforce Development staff specialists help veterans:

- find suitable jobs and opportunities
- enroll in free job search workshops
- develop a resume
- learn about career training programs
- understand the array of benefits available through the Veterans Administration and state and local government agencies

Visit nj.gov/labor/veterans to learn more.

¹Combined, American Indian and Alaska Natives, Native Hawaiians, and Some Other Pacific Islanders make up less than 1% of New Jersey veterans.

Technical Note: Data in this report is from the US Census Bureau American Community Survey 2022 1-year estimates and NJDOL administrative data.

The New Jersey Department of Labor and Workforce Development's (NJDOL) Office of Research and Information is the singular solution for labor market data needs, combining the power of data and marketing materials to deliver evidence-based research. Our team of local and industry specialists provide technical assistance and information that highlights key New Jersey economic status, such as employment, wages, occupation, workplace safety, and labor force.

This workforce product was funded by a grant awarded by the U.S. Department of Labor's Employment and Training Administration. The product was created by the grantee and does not necessarily reflect the official position of the U.S. Department of Labor. The Department of Labor makes no guarantees, warranties, or assurances of any kind, express or implied, with respect to such information, including any information on linked sites and including, but not limited to, accuracy of the information or its completeness, timeliness, usefulness, adequacy, continued availability, or ownership. This product is copyrighted by the institution that created it. Internal use by an organization and/or personal use by an individual for non-commercial purposes is permissible. All other uses require the prior authorization of the copyright owner.