

**ACH (RIH ACQUISITIONS N.J., LLC)**  
**MONTHLY GROSS REVENUE REPORT**  
**FOR THE MONTH OF AUGUST, 2011**

**CASINO WIN - CURRENT MONTH**

Line (a)	Type of Game (b)	Authorized Units (c)	Win or (Loss) (d)	Drop/Handle (e)	Win or (Loss) Percentage (f)
Table and Other Games:					
1	Blackjack	37	\$ 677,953	\$ 6,486,338	10.5%
2	Craps	5	457,113	2,266,491	20.2%
3	Roulette	7	234,060	1,154,466	20.3%
4	Big Six	1	8,736	18,493	47.2%
5	Baccarat	0	0	0	0.0%
6	Minibaccarat	18	694,287	6,515,209	10.7%
7	Other Games - (Page 2)	18	647,988	2,711,482	23.9%
8	Subtotal - Table and Other Games	86	2,720,137	\$ 19,152,479	14.2%
9	Poker	6	6,548		
10	Total - Table and Other Games	92	\$ 2,726,685		

Slot Machines:					
11	\$ .01 and .02 Slot Machines	922	\$ 4,852,491	\$ 41,204,443	11.8%
12	\$ .05 Slot Machines	61	350,749	5,261,425	6.7%
13	\$ .25 Slot Machines	350	1,335,239	17,130,641	7.8%
14	\$ .50 Slot Machines	32	172,844	1,787,689	9.7%
15	\$ 1.00 Slot Machines	218	1,381,659	21,423,380	6.4%
16	\$ 5.00 Slot Machines	84	306,370	9,707,255	3.2%
17	\$ 25.00 Slot Machines	6	2,948	1,380,900	0.2%
18	\$100.00 Slot Machines	6	(13,700)	847,300	-1.6%
19	Multi-denominational Slot Machines	133	615,213	8,391,620	7.3%
20	Other Slot Machines	24	141,556	2,126,422	6.7%
21	Total - Slot Machines	1,836	\$ 9,145,369	\$ 109,261,075	8.4%
22	Total Casino Win		\$ 11,872,054		

**TAX ON GROSS REVENUE**

23	Year-to-Date Table and Other Games Win .....	\$ 23,353,939
24	Year-to-Date Slot Machine Win .....	79,427,158
25	Year-to-Date Total Casino Win .....	<b>\$ 102,781,097</b>
26	Adjustments .....	
27	Year-To-Date Gross Revenue .....	<b>\$ 102,781,097</b>
28	Deduction for Eligible Promotional Gaming Credits .....	<b>\$ 12,093,629</b>
29	Year-To-Date Taxable Gross Revenue .....	<b>\$ 90,687,468</b>
30	Gross Revenue Tax (8% of line 29).....	\$ 7,254,997
31	Less - Total Tax Paid in Prior Months.....	6,462,687
32	Total Tax Required for this Month (line 30 less line 31).....	\$ 792,310
33	Total Progressive Meter Amounts - End of Month.....	\$ 525,987
34	Authorized Casino Square Footage - End of Month.....	75,416
35	Authorized Simulcasting Square Footage - End of Month.....	
36	Simulcasting Revenue for the Month.....	
37	Simulcasting Handle for the Month.....	
38	Promotional Gaming Credits Wagered for the Month.....	\$ 2,146,115

Under penalties of perjury, I declare that I have examined this report, and to the best of my knowledge and belief, it is true and complete.

September 9, 2011  
DATE



JOANNE MCKENSIE

CASINO CONTROLLER (1231-11)  
TITLE (LICENSE NUMBER)

**ACH (RIH ACQUISITIONS N.J., LLC)**  
**MONTHLY GROSS REVENUE REPORT**  
**SCHEDULE OF OTHER GAMES**  
**FOR THE MONTH OF AUGUST, 2011**

Type of Game (b)	Authorized Units (c)	Win or (Loss) (d)	Drop (e)	Win or (Loss) Percentage (f)
Sic Bo	1	0	0	
Pai Gow Poker	2	53,822	258,331	20.8%
Pai Gow	4	78,814	468,596	16.8%
Keno				
Caribbean Stud Poker	1	8,172	20,688	39.5%
Let it Ride Poker	2	119,513	367,703	32.5%
Three Card Poker	4	241,264	913,286	26.4%
Spanish 21	2	70,820	348,698	20.3%
Double Attack Blackjack				
Four Card Poker	1	75,194	310,249	24.2%
Texas Hold 'Em Bonus Poker				
House Way Pai Gow Poker				
Flop Poker	1	389	23,931	1.6%
Two Card Joker Poker				
Ultimate Texas Hold 'Em				
Asia Poker				
Winner's Pot Poker				
1 Bet Threat Texas Hold 'Em				
Mississippi Stud				
Mini-Tex 3 Card Hold'Em				
Supreme Pai Gow				
Total -(Must agree with line 7 on Pg 1)	18	\$ 647,988	\$ 2,711,482	23.9%

# BALLY'S ATLANTIC CITY

## MONTHLY GROSS REVENUE REPORT

FOR THE MONTH OF AUGUST, 2011

### CASINO WIN - CURRENT MONTH

Line (a)	Type of Game (b)	Authorized Units (c)	Win or (Loss) (d)	Drop/Handle (e)	Win or (Loss) Percentage (f)
Table and Other Games:					
1	Blackjack	81	\$ 3,321,188	\$ 18,544,187	17.9%
2	Craps	9	151,205	7,823,601	1.9%
3	Roulette	21	1,486,679	6,712,936	22.1%
4	Big Six	2	119,491	326,241	36.6%
5	Baccarat	1	(26,867)	154,423	-17.4%
6	Minibaccarat	16	375,532	10,716,509	3.5%
7	Other Games - (Page 2)	50	2,666,137	11,875,699	22.5%
8	Subtotal - Table and Other Games	180	8,093,365	\$ 56,153,596	14.4%
9	Poker	26	282,581		
10	Total - Table and Other Games	206	\$ 8,375,946		
Slot Machines:					
11	\$ .01 and .02 Slot Machines	1,221	\$ 9,110,119	\$ 72,283,911	12.6%
12	\$ .05 Slot Machines	330	1,605,600	15,198,565	10.6%
13	\$ .25 Slot Machines	574	3,723,863	43,533,642	8.6%
14	\$ .50 Slot Machines	60	376,135	5,059,393	7.4%
15	\$ 1.00 Slot Machines	342	2,731,922	42,068,196	6.5%
16	\$ 5.00 Slot Machines	94	972,509	12,929,790	7.5%
17	\$ 25.00 Slot Machines	18	95,524	2,015,125	4.7%
18	\$100.00 Slot Machines	13	(20,896)	1,508,600	-1.4%
19	Multi-denominational Slot Machines	586	3,360,565	38,517,759	8.7%
20	Other Slot Machines	27	112,653	3,067,298	3.7%
21	Total - Slot Machines	3,265	\$ 22,067,994	\$ 236,182,279	9.3%
22	Total Casino Win		\$ 30,443,940		

### TAX ON GROSS REVENUE

23	Year-to-Date Table and Other Games Win .....	\$ 78,232,827
24	Year-to-Date Slot Machine Win .....	184,381,244
25	Year-to-Date Total Casino Win .....	<b>\$ 262,614,071</b>
26	Adjustments .....	
27	Year-To-Date Gross Revenue .....	<b>\$ 262,614,071</b>
28	Deduction for Eligible Promotional Gaming Credits .....	<b>\$ 27,661,650</b>
29	Year-To-Date Taxable Gross Revenue .....	<b>\$ 234,952,421</b>
30	Gross Revenue Tax (8% of line 29).....	\$ 18,796,194
31	Less - Total Tax Paid in Prior Months.....	16,720,822
32	Total Tax Required for this Month (line 30 less line 31).....	\$ 2,075,372
33	Total Progressive Meter Amounts - End of Month.....	\$ 2,072,372
34	Authorized Casino Square Footage - End of Month.....	167,209
35	Authorized Simulcasting Square Footage - End of Month.....	9,393
36	Simulcasting Revenue for the Month.....	\$ 87,175
37	Simulcasting Handle for the Month.....	\$ 1,007,071
38	Promotional Gaming Credits Wagered for the Month.....	\$ 4,168,459

Under penalties of perjury, I declare that I have examined this report, and to the best of my knowledge and belief, it is true and complete.

September 9, 2011  
DATE

*William Pangoras*  
\_\_\_\_\_  
William Pangoras

Operations Controller (1792-11)  
TITLE (LICENSE NUMBER)

**BALLY'S ATLANTIC CITY  
MONTHLY GROSS REVENUE REPORT  
SCHEDULE OF OTHER GAMES  
FOR THE MONTH OF AUGUST, 2011**

Type of Game (b)	Authorized Units (c)	Win or (Loss) (d)	Drop (e)	Win or (Loss) Percentage (f)
Sic Bo	1	40,854	379,467	10.8%
Pai Gow Poker	6	256,820	1,164,625	22.1%
Pai Gow	3	112,996	1,583,346	7.1%
Keno				
Caribbean Stud Poker	2	89,119	474,435	18.8%
Let it Ride Poker	4	233,047	1,057,975	22.0%
Three Card Poker	14	825,757	2,920,795	28.3%
Spanish 21	8	444,382	1,853,767	24.0%
Double Attack Blackjack				
Four Card Poker	6	332,336	1,214,086	27.4%
Texas Hold 'Em Bonus Poker	2	72,565	241,487	30.0%
House Way Pai Gow Poker				
Flop Poker				
Two Card Joker Poker				
Ultimate Texas Hold 'Em	2	190,286	688,654	27.6%
Asia Poker	2	67,975	297,062	22.9%
Winner's Pot Poker				
1 Bet Threat Texas Hold 'Em				
Mississippi Stud				
Mini-Tex 3 Card Hold'Em				
Supreme Pai Gow				
Total -(Must agree with line 7 on Pg 1)	50	\$ 2,666,137	\$ 11,875,699	22.5%

# BORGATA HOTEL CASINO & SPA MONTHLY GROSS REVENUE REPORT

FOR THE MONTH OF August, 2011

## CASINO WIN - CURRENT MONTH

Line (a)	Type of Game (b)	Authorized Units (c)	Win or (Loss) (d)	Drop/Handle (e)	Win or (Loss) Percentage (f)
Table and Other Games:					
1	Blackjack	80	\$ 9,980,358	\$ 76,446,901	13.1%
2	Craps	14	2,340,124	16,777,165	13.9%
3	Roulette	20	2,024,337	10,771,181	18.8%
4	Big Six	1	64,663	156,471	41.3%
5	Baccarat	2	73,591	649,252	11.3%
6	Minibaccarat	13	1,014,365	8,412,393	12.1%
7	Other Games - (Page 2)	54	3,401,746	16,354,609	20.8%
8	Subtotal - Table and Other Games	184	18,899,184	\$ 129,567,972	14.6%
9	Poker	87	1,701,257		
10	Total - Table and Other Games	271	\$ 20,600,441		

Slot Machines:					
11	\$ .01 and .02 Slot Machines	1,478	\$ 14,148,885	\$ 124,992,640	11.3%
12	\$ .05 Slot Machines	517	3,885,261	44,192,334	8.8%
13	\$ .25 Slot Machines	334	2,501,614	26,419,127	9.5%
14	\$ .50 Slot Machines	81	519,758	7,062,274	7.4%
15	\$ 1.00 Slot Machines	224	3,179,790	37,240,476	8.5%
16	\$ 5.00 Slot Machines	88	1,687,172	21,904,615	7.7%
17	\$ 25.00 Slot Machines	20	445,331	9,357,175	4.8%
18	\$100.00 Slot Machines	12	63,417	3,818,000	1.7%
19	Multi-denominational Slot Machines	672	6,593,120	128,032,559	5.1%
20	Other Slot Machines	49	854,516	12,528,862	6.8%
21	Total - Slot Machines	3,475	\$ 33,878,864	\$ 415,548,062	8.2%
22	Total Casino Win		\$ 54,479,305		


## TAX ON GROSS REVENUE

23	Year-to-Date Table and Other Games Win .....	\$ 144,257,474
24	Year-to-Date Slot Machine Win .....	289,341,159
25	Year-to-Date Total Casino Win .....	<b>\$ 433,598,633</b>
26	Adjustments .....	
27	Year-To-Date Gross Revenue .....	<b>\$ 433,598,633</b>
28	Deduction for Eligible Promotional Gaming Credits .....	<b>\$ 36,555,849</b>
29	Year-To-Date Taxable Gross Revenue .....	<b>\$ 397,042,784</b>
30	Gross Revenue Tax (8% of line 29).....	\$ 31,763,423
31	Less - Total Tax Paid in Prior Months.....	27,881,021
32	Total Tax Required for this Month (line 30 less line 31).....	\$ 3,882,402
33	Total Progressive Meter Amounts - End of Month.....	\$ 969,617
34	Authorized Casino Square Footage - End of Month.....	136,667
35	Authorized Simulcasting Square Footage - End of Month.....	23,620
36	Simulcasting Revenue for the Month.....	\$ 206,433
37	Simulcasting Handle for the Month.....	\$ 2,322,640
38	Promotional Gaming Credits Wagered for the Month.....	\$ 5,379,725

Under penalties of perjury, I declare that I have examined this report, and to the best of my knowledge and belief, it is true and complete.

September 9, 2011

DATE



Betty J. Parker

Casino Controller Lic . # 8038-11

# BORGATA HOTEL CASINO & SPA MONTHLY GROSS REVENUE REPORT SCHEDULE OF OTHER GAMES

FOR THE MONTH OF August, 2011

Type of Game (b)	Authorized Units (c)	Win or (Loss) (d)	Drop (e)	Win or (Loss) Percentage (f)
Sic Bo	1	43,091	96,786	44.5%
Pai Gow Poker	6	469,167	1,680,317	27.9%
Pai Gow	2	(39,436)	608,678	-6.5%
Keno				
Caribbean Stud Poker	4	22,207	670,311	3.3%
Let it Ride Poker	5	388,547	2,299,091	16.9%
Super 7 1/2				
Mini-Craps				
Three Card Poker	16	1,162,974	5,358,494	21.7%
Casino War	1	63,445	233,520	27.2%
Spanish 21	5	374,214	1,561,191	24.0%
Double Attack Blackjack				
Four Card Poker	4	352,875	1,721,318	20.5%
Texas Hold 'Em Bonus Poker	4	231,385	871,127	26.6%
House Way Pai Gow Poker				
Flop Poker	4	203,917	954,993	21.4%
Two Card Joker Poker				
Ultimate Texas Hold 'Em				
Asia Poker	2	129,360	298,783	43.3%
Winner's Pot Poker				
1 Bet Threat Texas Hold 'Em				
Mississippi Stud				
Mini-Tex 3 Card Hold'Em				
Supreme Pai Gow				
Total -(Must agree with line 7 on Pg 1)	54	\$ 3,401,746	\$ 16,354,609	20.8%

# CAESARS ATLANTIC CITY

## MONTHLY GROSS REVENUE REPORT

FOR THE MONTH OF AUGUST, 2011

**CASINO WIN - CURRENT MONTH**

**AMENDED MARCH 14, 2012**

Line (a)	Type of Game (b)	Authorized Units (c)	Win or (Loss) (d)	Drop/Handle (e)	Win or (Loss) Percentage (f)
Table and Other Games:					
1	Blackjack	62	\$ 4,818,585	\$ 44,025,379	10.9%
2	Craps	13	8,632,293	16,153,796	53.4%
3	Roulette	16	862,675	7,451,876	11.6%
4	Big Six	1	68,816	172,344	39.9%
5	Baccarat	5	430,216	5,748,749	7.5%
6	Minibaccarat	9	(195,472)	3,320,667	-5.9%
7	Other Games - (Page 2)	40	2,536,614	11,135,306	22.8%
8	Subtotal - Table and Other Games	146	17,153,727	\$ 88,008,117	19.5%
9	Poker	32	290,520		
10	<b>Total - Table and Other Games</b>	<b>178</b>	<b>\$ 17,444,247</b>		

Slot Machines:					
11	\$ .01 and .02 Slot Machines	1,064	\$ 8,845,802	\$ 74,395,441	11.9%
12	\$ .05 Slot Machines	183	1,524,351	12,769,405	11.9%
13	\$ .25 Slot Machines	266	1,923,653	19,232,618	10.0%
14	\$ .50 Slot Machines	69	360,341	3,243,742	11.1%
15	\$ 1.00 Slot Machines	298	2,932,562	28,304,448	10.4%
16	\$ 5.00 Slot Machines	71	1,165,354	16,512,755	7.1%
17	\$ 25.00 Slot Machines	14	420,757	5,892,950	7.1%
18	\$100.00 Slot Machines	13	399,528	3,570,400	11.2%
19	Multi-denominational Slot Machines	317	2,737,688	41,833,105	6.5%
20	Other Slot Machines	48	388,196	13,020,116	3.0%
21	<b>Total - Slot Machines</b>	<b>2,343</b>	<b>\$ 20,698,232</b>	<b>\$ 218,774,980</b>	<b>9.5%</b>
22	<b>Total Casino Win</b>		<b>\$ 38,142,479</b>		

**TAX ON GROSS REVENUE**

23	Year-to-Date Table and Other Games Win .....	\$ 113,386,057	
24	Year-to-Date Slot Machine Win .....	164,049,256	
25	Year-to-Date Total Casino Win .....	<b>\$ 277,435,313</b>	
26	Adjustments .....	<b>\$ 11,930</b>	
27	Year-To-Date Gross Revenue .....	<b>\$ 277,447,243</b>	
28	Deduction for Eligible Promotional Gaming Credits .....	<b>\$ 26,231,015</b>	
29	Year-To-Date Taxable Gross Revenue .....	<b>\$ 251,216,228</b>	
30	Gross Revenue Tax (8% of line 29).....	\$ 20,097,298	
31	Less - Total Tax Paid in Prior Months.....	17,387,414	
32	Total Tax Required for this Month (line 30 less line 31).....	<b>\$ 2,709,884</b>	
33	Total Progressive Meter Amounts - End of Month.....	\$ 913,526	
34	Authorized Casino Square Footage - End of Month.....	111,812	
35	Authorized Simulcasting Square Footage - End of Month.....	28,963	
36	Simulcasting Revenue for the Month.....	\$ 56,833	
37	Simulcasting Handle for the Month.....	\$ 758,409	
38	Promotional Gaming Credits Wagered for the Month.....	\$ 3,799,505	

Under penalties of perjury, I declare that I have examined this report, and to the best of my knowledge and belief, it is true and complete.

March 15, 2012  
DATE

  
Donna Hogan

Operational Controller (7156-11)  
TITLE (LICENSE NUMBER)

**CAESARS ATLANTIC CITY  
MONTHLY GROSS REVENUE REPORT  
SCHEDULE OF OTHER GAMES  
FOR THE MONTH OF AUGUST, 2011**

Type of Game (b)	Authorized Units (c)	Win or (Loss) (d)	Drop (e)	Win or (Loss) Percentage (f)
Sic Bo	1	18,809	95,923	19.6%
Pai Gow Poker	6	356,154	1,710,367	20.8%
Pai Gow	5	240,741	1,714,528	14.0%
Keno				
Caribbean Stud Poker	2	70,661	222,980	31.7%
Let it Ride Poker	2	106,904	529,761	20.2%
Three Card Poker	8	842,034	2,796,800	30.1%
Spanish 21	5	185,404	1,086,618	17.1%
Double Attack Blackjack	1	63,382	212,204	29.9%
Four Card Poker	4	375,280	1,397,497	26.9%
Texas Hold 'Em Bonus Poker	2	89,716	337,216	26.6%
House Way Pai Gow Poker				
Flop Poker				
Two Card Joker Poker				
Ultimate Texas Hold 'Em	1	25,234	225,839	11.2%
Asia Poker	2	78,013	493,369	15.8%
Winner's Pot Poker				
1 Bet Threat Texas Hold 'Em				
Mississippi Stud	1	84,282	312,204	27.0%
Mini-Tex 3 Card Hold'Em				
Supreme Pai Gow				
Total -(Must agree with line 7 on Pg 1)	40	\$ 2,536,614	\$ 11,135,306	22.8%



# HARRAH'S RESORT ATLANTIC CITY MONTHLY GROSS REVENUE REPORT

FOR THE MONTH OF AUGUST 2011

## CASINO WIN - CURRENT MONTH

Line (a)	Type of Game (b)	Authorized Units (c)	Win or (Loss) (d)	Drop/Handle (e)	Win or (Loss) Percentage (f)
<b>Table and Other Games:</b>					
1	Blackjack	74	\$ 1,064,665	\$ 26,364,984	4.0%
2	Craps	9	2,304,234	6,891,137	33.4%
3	Roulette	12	947,936	4,449,673	21.3%
4	Big Six	1	60,436	136,270	44.4%
5	Baccarat	0	0	0	0.0%
6	Minibaccarat	7	154,595	2,008,476	7.7%
7	Other Games - (Page 2)	31	1,985,683	7,313,335	27.2%
8	Subtotal - Table and Other Games	134	6,517,549	\$ 47,163,875	13.8%
9	Poker	40	400,605		
10	<b>Total - Table and Other Games</b>	<b>174</b>	<b>\$ 6,918,154</b>		
<b>Slot Machines:</b>					
11	\$ .01 and .02 Slot Machines	724	\$ 4,839,290	\$ 57,344,651	8.4%
12	\$ .05 Slot Machines	278	3,928,014	32,853,406	12.0%
13	\$ .25 Slot Machines	451	4,980,248	38,968,335	12.8%
14	\$ .50 Slot Machines	8	63,102	422,109	14.9%
15	\$ 1.00 Slot Machines	198	3,116,179	28,456,736	11.0%
16	\$ 5.00 Slot Machines	62	952,650	9,837,150	9.7%
17	\$ 25.00 Slot Machines	16	117,388	3,318,500	3.5%
18	\$100.00 Slot Machines	8	140,050	1,456,900	9.6%
19	Multi-denominational Slot Machines	1,099	9,596,356	137,706,800	7.0%
20	Other Slot Machines	26	308,278	2,867,910	10.7%
21	<b>Total - Slot Machines</b>	<b>2,870</b>	<b>\$ 28,041,555</b>	<b>\$ 313,232,497</b>	<b>9.0%</b>
22	<b>Total Casino Win</b>		<b>\$ 34,959,709</b>		

## TAX ON GROSS REVENUE

23	Year-to-Date Table and Other Games Win .....	\$ 69,108,380
24	Year-to-Date Slot Machine Win .....	234,194,969
25	Year-to-Date Total Casino Win .....	<b>\$ 303,303,349</b>
26	Adjustments .....	<b>\$ 128</b>
27	Year-To-Date Gross Revenue .....	<b>\$ 303,303,477</b>
28	Deduction for Eligible Promotional Gaming Credits .....	<b>\$ 26,038,716</b>
29	Year-To-Date Taxable Gross Revenue .....	<b>\$ 277,264,761</b>
30	Gross Revenue Tax (8% of line 29).....	\$ 22,181,181
31	Less - Total Tax Paid in Prior Months.....	19,723,418
32	Total Tax Required for this Month (line 30 less line 31).....	<b>\$ 2,457,763</b>
33	Total Progressive Meter Amounts - End of Month.....	\$ 1,722,374
34	Authorized Casino Square Footage - End of Month.....	177,001
35	Authorized Simulcasting Square Footage - End of Month.....	569
36	Simulcasting Revenue for the Month.....	\$ 56,097
37	Simulcasting Handle for the Month.....	\$ 728,125
38	Promotional Gaming Credits Wagered for the Month.....	\$ 3,986,925

Under penalties of perjury, I declare that I have examined this report, and to the best of my knowledge and belief, it is true and complete.

September 9, 2011

DATE



Joseph Lodise

Operations Controller (008900-11)

TITLE (LICENSE NUMBER)

**HARRAH'S RESORT ATLANTIC CITY  
MONTHLY GROSS REVENUE REPORT  
SCHEDULE OF OTHER GAMES  
FOR THE MONTH OF AUGUST 2011**

Type of Game (b)	Authorized Units (c)	Win or (Loss) (d)	Drop (e)	Win or (Loss) Percentage (f)
Sic Bo				
Pai Gow Poker	3	218,223	733,191	29.8%
Pai Gow	1	46,422	160,257	29.0%
Keno	4	(9,897)	99,347	-10.0%
Caribbean Stud Poker	1	43,204	198,544	21.8%
Let it Ride Poker	4	280,555	1,283,495	21.9%
Three Card Poker	10	905,117	2,701,876	33.5%
Spanish 21	1	95,030	340,968	27.9%
Double Attack Blackjack	1	56,635	242,314	23.4%
Four Card Poker	2	99,469	533,581	18.6%
Texas Hold 'Em Bonus Poker	1	76,549	253,753	30.2%
House Way Pai Gow Poker				
Flop Poker	3	174,376	766,009	22.8%
Two Card Joker Poker				
Ultimate Texas Hold 'Em				
Asia Poker				
Winner's Pot Poker				
1 Bet Threat Texas Hold 'Em				
Mississippi Stud				
Mini-Tex 3 Card Hold'Em				
Supreme Pai Gow				
Total -(Must agree with line 7 on Pg 1)	31	\$ 1,985,683	\$ 7,313,335	27.2%

# RESORTS CASINO HOTEL (DGMB CASINO LLC)

## MONTHLY GROSS REVENUE REPORT

FOR THE MONTH OF AUGUST 2011

### CASINO WIN - CURRENT MONTH

Line (a)	Type of Game (b)	Authorized Units (c)	Win or (Loss) (d)	Drop/Handle (e)	Win or (Loss) Percentage (f)
Table and Other Games:					
1	Blackjack	43	\$ 275,466	\$ 9,705,439	2.8%
2	Craps	5	(8,769)	2,873,804	-0.3%
3	Roulette	8	334,610	1,483,358	22.6%
4	Big Six	1	15,430	32,932	46.9%
5	Baccarat	0	0	0	0.0%
6	Minibaccarat	14	918,672	8,093,594	11.4%
7	Other Games - (Page 2)	18	1,071,787	4,405,438	24.3%
8	Subtotal - Table and Other Games	89	2,607,196	\$ 26,594,565	9.8%
9	Poker				
10	Total - Table and Other Games	89	\$ 2,607,196		


Slot Machines:					
11	\$ .01 and .02 Slot Machines	575	\$ 3,369,984	\$ 30,020,133	11.2%
12	\$ .05 Slot Machines	150	477,876	5,628,581	8.5%
13	\$ .25 Slot Machines	351	1,276,661	15,382,516	8.3%
14	\$ .50 Slot Machines	48	100,964	1,815,493	5.6%
15	\$ 1.00 Slot Machines	150	673,634	9,256,520	7.3%
16	\$ 5.00 Slot Machines	61	267,658	5,022,025	5.3%
17	\$ 25.00 Slot Machines	9	205,505	1,939,900	10.6%
18	\$100.00 Slot Machines	9	91,796	1,184,900	7.7%
19	Multi-denominational Slot Machines	751	3,217,825	43,504,029	7.4%
20	Other Slot Machines	20	145,367	2,203,315	6.6%
21	Total - Slot Machines	2,124	\$ 9,827,270	\$ 115,957,412	8.5%
22	Total Casino Win		\$ 12,434,466		

### TAX ON GROSS REVENUE

23	Year-to-Date Table and Other Games Win .....	\$ 26,186,923
24	Year-to-Date Slot Machine Win .....	80,279,248
25	Year-to-Date Total Casino Win .....	<b>\$ 106,466,171</b>
26	Adjustments .....	<b>\$ 1,094</b>
27	Year-To-Date Gross Revenue .....	<b>\$ 106,467,265</b>
28	Deduction for Eligible Promotional Gaming Credits .....	
29	Year-To-Date Taxable Gross Revenue .....	<b>\$ 106,467,265</b>
30	Gross Revenue Tax (8% of line 29).....	\$ 8,517,381
31	Less - Total Tax Paid in Prior Months.....	7,522,318
32	Total Tax Required for this Month (line 30 less line 31).....	\$ 995,063
33	Total Progressive Meter Amounts - End of Month.....	\$ 663,900
34	Authorized Casino Square Footage - End of Month.....	99,030
35	Authorized Simulcasting Square Footage - End of Month.....	
36	Simulcasting Revenue for the Month.....	
37	Simulcasting Handle for the Month.....	
38	Promotional Gaming Credits Wagered for the Month.....	\$ 3,048,874

Under penalties of perjury, I declare that I have examined this report, and to the best of my knowledge and belief, it is true and complete.

September 9, 2011  
DATE

  
Walter Simon

Director Operational Accting, 3930-11  
TITLE (LICENSE NUMBER)

**RESORTS CASINO HOTEL (DGMB CASINO LLC)**  
**MONTHLY GROSS REVENUE REPORT**  
**SCHEDULE OF OTHER GAMES**  
**FOR THE MONTH OF AUGUST 2011**

Type of Game (b)	Authorized Units (c)	Win or (Loss) (d)	Drop (e)	Win or (Loss) Percentage (f)
Sic Bo				
Pai Gow Poker	4	155,050	811,984	19.1%
Pai Gow	3	94,943	1,052,337	9.0%
Keno				
Caribbean Stud Poker				
Let it Ride Poker	2	88,603	372,718	23.8%
Three Card Poker	4	209,390	701,448	29.9%
Spanish 21	3	149,687	633,106	23.6%
Double Attack Blackjack				
Four Card Poker	1	68,959	247,038	27.9%
Texas Hold 'Em Bonus Poker	1	305,155	586,807	52.0%
House Way Pai Gow Poker				
Flop Poker				
Two Card Joker Poker				
Ultimate Texas Hold 'Em				
Asia Poker				
Winner's Pot Poker				
1 Bet Threat Texas Hold 'Em				
Mississippi Stud				
Mini-Tex 3 Card Hold'Em				
Supreme Pai Gow				
Total -(Must agree with line 7 on Pg 1)	18	\$ 1,071,787	\$ 4,405,438	24.3%

# SHOWBOAT MONTHLY GROSS REVENUE REPORT

FOR THE MONTH OF AUGUST, 2011

## CASINO WIN - CURRENT MONTH

Line (a)	Type of Game (b)	Authorized Units (c)	Win or (Loss) (d)	Drop/Handle (e)	Win or (Loss) Percentage (f)
<b>Table and Other Games:</b>					
1	Blackjack	42	\$ 1,403,861	\$ 8,393,638	16.7%
2	Craps	5	296,859	3,027,231	9.8%
3	Roulette	9	362,364	2,083,732	17.4%
4	Big Six	1	18,073	48,276	37.4%
5	Baccarat				0.0%
6	Minibaccarat	8	549,507	4,447,746	12.4%
7	Other Games - (Page 2)	22	1,186,943	4,722,976	25.1%
8	Subtotal - Table and Other Games	87	3,817,607	\$ 22,723,599	16.8%
9	Poker	24	175,212		
10	<b>Total - Table and Other Games</b>	<b>111</b>	<b>\$ 3,992,819</b>		
<b>Slot Machines:</b>					
11	\$ .01 and .02 Slot Machines	633	\$ 4,736,699	\$ 38,253,201	12.4%
12	\$ .05 Slot Machines	127	1,391,035	14,011,291	9.9%
13	\$ .25 Slot Machines	271	1,622,719	19,843,453	8.2%
14	\$ .50 Slot Machines	3	20,006	144,775	13.8%
15	\$ 1.00 Slot Machines	171	1,238,668	16,122,925	7.7%
16	\$ 5.00 Slot Machines	29	254,600	3,467,120	7.3%
17	\$ 25.00 Slot Machines	3	60,907	336,650	18.1%
18	\$100.00 Slot Machines	3	29,268	381,200	7.7%
19	Multi-denominational Slot Machines	1,362	8,267,682	78,258,667	10.6%
20	Other Slot Machines	5	19,149	307,670	6.2%
21	<b>Total - Slot Machines</b>	<b>2,607</b>	<b>\$ 17,640,733</b>	<b>\$ 171,126,952</b>	<b>10.3%</b>
22	<b>Total Casino Win</b>		<b>\$ 21,633,552</b>		

## TAX ON GROSS REVENUE

23	Year-to-Date Table and Other Games Win .....	\$ 30,982,696
24	Year-to-Date Slot Machine Win .....	147,187,006
25	Year-to-Date Total Casino Win .....	<b>\$ 178,169,702</b>
26	Adjustments .....	<b>\$ 7,500</b>
27	Year-To-Date Gross Revenue .....	<b>\$ 178,177,202</b>
28	Deduction for Eligible Promotional Gaming Credits .....	<b>\$ 17,910,485</b>
29	Year-To-Date Taxable Gross Revenue .....	<b>\$ 160,266,717</b>
30	Gross Revenue Tax (8% of line 29).....	\$ 12,821,337
31	Less - Total Tax Paid in Prior Months.....	11,323,841
32	Total Tax Required for this Month (line 30 less line 31).....	\$ 1,497,496
33	Total Progressive Meter Amounts - End of Month.....	\$ 1,442,037
34	Authorized Casino Square Footage - End of Month.....	122,454
35	Authorized Simulcasting Square Footage - End of Month.....	17,086
36	Simulcasting Revenue for the Month.....	\$ 35,809
37	Simulcasting Handle for the Month.....	\$ 439,219
38	Promotional Gaming Credits Wagered for the Month.....	\$ 4,330,334

Under penalties of perjury, I declare that I have examined this report, and to the best of my knowledge and belief, it is true and complete.

September 9, 2011

DATE



Gail Myers

Operations Controller 3470-11  
TITLE (LICENSE NUMBER)

**SHOWBOAT  
MONTHLY GROSS REVENUE REPORT  
SCHEDULE OF OTHER GAMES  
FOR THE MONTH OF AUGUST, 2011**

Type of Game (b)	Authorized Units (c)	Win or (Loss) (d)	Drop (e)	Win or (Loss) Percentage (f)
Sic Bo				
Pai Gow Poker	3	140,506	606,927	23.2%
Pai Gow	2	88,292	481,610	18.3%
Keno				
Caribbean Stud Poker	1	27,007	128,646	21.0%
Let it Ride Poker	2	120,755	662,598	18.2%
Three Card Poker	7	533,639	1,518,553	35.1%
Spanish 21	2	59,910	289,300	20.7%
Double Attack Blackjack	1	66,639	165,298	40.3%
Four Card Poker	2	37,313	358,904	10.4%
Texas Hold 'Em Bonus Poker				
House Way Pai Gow Poker				
Flop Poker	1	71,445	314,237	22.7%
Two Card Joker Poker				
Ultimate Texas Hold 'Em	1	41,437	196,903	21.0%
Asia Poker				
Winner's Pot Poker				
1 Bet Threat Texas Hold 'Em				
Mississippi Stud				
Mini-Tex 3 Card Hold'Em				
Supreme Pai Gow				
Total -(Must agree with line 7 on Pg 1)	22	\$ 1,186,943	\$ 4,722,976	25.1%

# TROPICANA CASINO & RESORT

## MONTHLY GROSS REVENUE REPORT

FOR THE MONTH OF AUGUST, 2011

### CASINO WIN - CURRENT MONTH

Line (a)	Type of Game (b)	Authorized Units (c)	Win or (Loss) (d)	Drop/Handle (e)	Win or (Loss) Percentage (f)
Table and Other Games:					
1	Blackjack	56	\$ 1,097,649	\$ 23,662,356	4.6%
2	Craps	8	5,264,307	10,781,219	48.8%
3	Roulette	15	886,475	4,340,011	20.4%
4	Big Six	1	71,720	207,781	34.5%
5	Baccarat	0			0.0%
6	Minibaccarat	9	407,118	13,979,114	2.9%
7	Other Games - (Page 2)	23	1,334,075	5,758,291	23.2%
8	Subtotal - Table and Other Games	112	9,061,344	\$ 58,728,772	15.4%
9	Poker	27	545,609		
10	Total - Table and Other Games	139	\$ 9,606,953		
Slot Machines:					
11	\$ .01 and .02 Slot Machines	1,008	\$ 7,122,432	\$ 57,192,522	12.5%
12	\$ .05 Slot Machines	172	797,148	10,184,477	7.8%
13	\$ .25 Slot Machines	226	1,618,126	21,653,875	7.5%
14	\$ .50 Slot Machines	33	181,441	2,774,675	6.5%
15	\$ 1.00 Slot Machines	177	1,584,925	18,429,744	8.6%
16	\$ 5.00 Slot Machines	45	232,904	4,508,355	5.2%
17	\$ 25.00 Slot Machines	15	97,593	1,033,100	9.4%
18	\$100.00 Slot Machines	13	54,804	697,700	7.9%
19	Multi-denominational Slot Machines	925	4,905,429	64,986,350	7.5%
20	Other Slot Machines	38	278,009	3,232,166	8.6%
21	Total - Slot Machines	2,652	\$ 16,872,811	\$ 184,692,964	9.1%
22	Total Casino Win		\$ 26,479,764		

### TAX ON GROSS REVENUE

23	Year-to-Date Table and Other Games Win .....	\$ 52,835,525
24	Year-to-Date Slot Machine Win .....	125,790,966
25	Year-to-Date Total Casino Win .....	<b>\$ 178,626,491</b>
26	Adjustments .....	
27	Year-To-Date Gross Revenue .....	<b>\$ 178,626,491</b>
28	Deduction for Eligible Promotional Gaming Credits .....	<b>\$ 17,707,538</b>
29	Year-To-Date Taxable Gross Revenue .....	<b>\$ 160,918,953</b>
30	Gross Revenue Tax (8% of line 29).....	\$ 12,873,516
31	Less - Total Tax Paid in Prior Months.....	10,985,680
32	Total Tax Required for this Month (line 30 less line 31).....	\$ 1,887,836
33	Total Progressive Meter Amounts - End of Month.....	\$ 1,531,261
34	Authorized Casino Square Footage - End of Month.....	138,130
35	Authorized Simulcasting Square Footage - End of Month.....	
36	Simulcasting Revenue for the Month.....	
37	Simulcasting Handle for the Month.....	
38	Promotional Gaming Credits Wagered for the Month.....	\$ 2,800,427

Under penalties of perjury, I declare that I have examined this report, and to the best of my knowledge and belief, it is true and complete.

September 9, 2011

DATE



Jeff Bohrer

Casino Controller, 7488-11

**TROPICANA CASINO & RESORT**  
**MONTHLY GROSS REVENUE REPORT**  
**SCHEDULE OF OTHER GAMES**  
**FOR THE MONTH OF AUGUST, 2011**

Type of Game (b)	Authorized Units (c)	Win or (Loss) (d)	Drop (e)	Win or (Loss) Percentage (f)
Sic Bo				
Pai Gow Poker	2	91,356	458,754	19.9%
Pai Gow	2	46,114	586,418	7.9%
Keno				
Caribbean Stud Poker	1	28,602	257,769	11.1%
Let it Ride Poker	2	94,252	431,256	21.9%
Three Card Poker	7	520,231	1,864,444	27.9%
Spanish 21	4	171,276	736,181	23.3%
Double Attack Blackjack	1	99,018	327,384	30.2%
Four Card Poker	2	131,508	535,772	24.5%
Texas Hold 'Em Bonus Poker	2	151,718	560,313	27.1%
House Way Pai Gow Poker				
Flop Poker				
Two Card Joker Poker				
Ultimate Texas Hold 'Em				
Asia Poker				
Winner's Pot Poker				
1 Bet Threat Texas Hold 'Em				
Mississippi Stud				
Mini-Tex 3 Card Hold'Em				
Supreme Pai Gow				
Total -(Must agree with line 7 on Pg 1)	23	\$ 1,334,075	\$ 5,758,291	23.2%



# GOLDEN NUGGET

## MONTHLY GROSS REVENUE REPORT

FOR THE MONTH OF August, 2011

### CASINO WIN - CURRENT MONTH

Line (a)	Type of Game (b)	Authorized Units (c)	Win or (Loss) (d)	Drop/Handle (e)	Win or (Loss) Percentage (f)
Table and Other Games:					
1	Blackjack	33	810,690	4,557,165	17.8%
2	Craps	4	433,415	2,737,149	15.8%
3	Roulette	6	267,727	1,228,462	21.8%
4	Big Six				0.0%
5	Baccarat				0.0%
6	Minibaccarat	11	835,321	5,960,434	14.0%
7	Other Games - (Page 2)	18	719,639	2,821,651	25.5%
8	Subtotal - Table and Other Games	72	3,066,792	\$ 17,304,861	17.7%
9	Poker				
10	Total - Table and Other Games	72	\$ 3,066,792		
Slot Machines:					
11	\$ .01 and .02 Slot Machines	516	\$ 3,999,533	\$ 36,396,938	11.0%
12	\$ .05 Slot Machines	180	857,121	8,875,171	9.7%
13	\$ .25 Slot Machines	268	1,137,201	15,216,948	7.5%
14	\$ .50 Slot Machines	38	109,681	1,821,368	6.0%
15	\$ 1.00 Slot Machines	124	778,263	11,081,523	7.0%
16	\$ 5.00 Slot Machines	31	152,184	2,725,125	5.6%
17	\$ 25.00 Slot Machines	10	432	760,025	0.1%
18	\$100.00 Slot Machines	5	76,285	479,400	15.9%
19	Multi-denominational Slot Machines	174	1,014,346	13,794,542	7.4%
20	Other Slot Machines	10	69,396	545,910	12.7%
21	Total - Slot Machines	1,356	\$ 8,194,442	\$ 91,696,950	8.9%
22	Total Casino Win		\$ 11,261,234		


### TAX ON GROSS REVENUE

23	Year-to-Date Table and Other Games Win .....	\$ 9,888,430
24	Year-to-Date Slot Machine Win .....	29,218,968
25	Year-to-Date Total Casino Win .....	<b>\$ 39,107,398</b>
26	Adjustments .....	
27	Year-To-Date Gross Revenue .....	<b>\$ 39,107,398</b>
28	Deduction for Eligible Promotional Gaming Credits .....	
29	Year-To-Date Taxable Gross Revenue .....	<b>\$ 39,107,398</b>
30	Gross Revenue Tax (8% of line 29).....	\$ 3,128,592
31	Less - Total Tax Paid in Prior Months.....	2,227,693
32	Total Tax Required for this Month (line 30 less line 31).....	\$ 900,899
33	Total Progressive Meter Amounts - End of Month.....	\$ 564,381
34	Authorized Casino Square Footage - End of Month.....	78,535
35	Authorized Simulcasting Square Footage - End of Month.....	
36	Simulcasting Revenue for the Month.....	
37	Simulcasting Handle for the Month.....	
38	Promotional Gaming Credits Wagered for the Month.....	\$ 1,923,175

Under penalties of perjury, I declare that I have examined this report, and to the best of my knowledge and belief, it is true and complete.

September 9, 2011

DATE



Joe Uhing

Casino Controller 2835-11  
TITLE (LICENSE NUMBER)

# GOLDEN NUGGET MONTHLY GROSS REVENUE REPORT SCHEDULE OF OTHER GAMES

FOR THE MONTH OF August, 2011

Type of Game (b)	Authorized Units (c)	Win or (Loss) (d)	Drop (e)	Win or (Loss) Percentage (f)
Sic Bo				
Pai Gow Poker	2	37,456	278,191	13.5%
Pai Gow	1	22,878	35,733	64.0%
Keno				
Caribbean Stud Poker	1	33,466	136,630	24.5%
Let it Ride Poker	2	143,486	498,306	28.8%
Three Card Poker	5	202,161	838,149	24.1%
Spanish 21	2	61,101	285,260	21.4%
Double Attack Blackjack				
Four Card Poker	1	50,401	153,816	32.8%
Texas Hold 'Em Bonus Poker				
House Way Pai Gow Poker				
Flop Poker	1	17,605	100,546	17.5%
Two Card Joker Poker				
Ultimate Texas Hold 'Em	1	78,372	210,492	37.2%
Asia Poker				
Winner's Pot Poker				
1 Bet Threat Texas Hold 'Em				
Mississippi Stud	2	72,713	284,528	25.6%
Mini-Tex 3 Card Hold'Em				
Supreme Pai Gow				
Total -(Must agree with line 7 on Pg 1)	18	\$ 719,639	\$ 2,821,651	25.5%

# TRUMP PLAZA ASSOCIATES

## MONTHLY GROSS REVENUE REPORT

FOR THE MONTH OF AUGUST, 2011

### CASINO WIN - CURRENT MONTH

Line (a)	Type of Game (b)	Authorized Units (c)	Win or (Loss) (d)	Drop/Handle (e)	Win or (Loss) Percentage (f)
Table and Other Games:					
1	Blackjack	31	\$ 931,424	\$ 7,228,478	12.9%
2	Craps	3	188,771	1,872,876	10.1%
3	Roulette	7	392,250	1,765,001	22.2%
4	Big Six	0	0	0	0.0%
5	Baccarat	0	0	0	0.0%
6	Minibaccarat	13	536,814	5,570,930	9.6%
7	Other Games - (Page 2)	17	630,719	2,747,507	23.0%
8	Subtotal - Table and Other Games	71	2,679,978	\$ 19,184,792	14.0%
9	Poker				
10	Total - Table and Other Games	71	\$ 2,679,978		


Slot Machines:					
11	\$ .01 and .02 Slot Machines	769	\$ 3,836,563	\$ 33,388,264	11.5%
12	\$ .05 Slot Machines	94	400,166	3,874,393	10.3%
13	\$ .25 Slot Machines	377	1,283,292	18,514,025	6.9%
14	\$ .50 Slot Machines	54	224,327	4,066,070	5.5%
15	\$ 1.00 Slot Machines	142	862,593	11,039,872	7.8%
16	\$ 5.00 Slot Machines	38	241,812	3,153,405	7.7%
17	\$ 25.00 Slot Machines	12	29,722	383,750	7.7%
18	\$100.00 Slot Machines	3	17,800	146,300	12.2%
19	Multi-denominational Slot Machines	145	1,249,799	10,688,764	11.7%
20	Other Slot Machines	54	202,693	4,015,439	5.0%
21	Total - Slot Machines	1,688	\$ 8,348,767	\$ 89,270,282	9.4%
22	Total Casino Win		\$ 11,028,745		

### TAX ON GROSS REVENUE

23	Year-to-Date Table and Other Games Win .....	\$ 27,070,478
24	Year-to-Date Slot Machine Win .....	71,867,434
25	Year-to-Date Total Casino Win .....	<b>\$ 98,937,912</b>
26	Adjustments .....	<b>\$ 9,076</b>
27	Year-To-Date Gross Revenue .....	<b>\$ 98,946,988</b>
28	Deduction for Eligible Promotional Gaming Credits .....	<b>\$ 12,238,358</b>
29	Year-To-Date Taxable Gross Revenue .....	<b>\$ 86,708,630</b>
30	Gross Revenue Tax (8% of line 29).....	\$ 6,936,690
31	Less - Total Tax Paid in Prior Months.....	6,213,532
32	Total Tax Required for this Month (line 30 less line 31).....	\$ 723,158
33	Total Progressive Meter Amounts - End of Month.....	\$ 402,955
34	Authorized Casino Square Footage - End of Month.....	86,923
35	Authorized Simulcasting Square Footage - End of Month.....	
36	Simulcasting Revenue for the Month.....	
37	Simulcasting Handle for the Month.....	
38	Promotional Gaming Credits Wagered for the Month.....	\$ 1,345,399

Under penalties of perjury, I declare that I have examined this report, and to the best of my knowledge and belief, it is true and complete.

September 9, 2011  
DATE

  
Ron Alcorn

Casino Controller (1623-11)  
TITLE (LICENSE NUMBER)

**TRUMP PLAZA ASSOCIATES**  
**MONTHLY GROSS REVENUE REPORT**  
**SCHEDULE OF OTHER GAMES**  
**FOR THE MONTH OF AUGUST, 2011**

Type of Game (b)	Authorized Units (c)	Win or (Loss) (d)	Drop (e)	Win or (Loss) Percentage (f)
Sic Bo				
Pai Gow Poker	2	64,985	400,415	16.2%
Pai Gow	2	47,946	286,075	16.8%
Keno				
Caribbean Stud Poker				
Let it Ride Poker	2	66,292	354,875	18.7%
Three Card Poker	4	229,431	778,502	29.5%
Spanish 21	3	123,239	565,275	21.8%
Double Attack Blackjack				
Four Card Poker	2	60,072	249,084	24.1%
Texas Hold 'Em Bonus Poker	2	38,754	113,281	34.2%
House Way Pai Gow Poker				
Flop Poker				
Two Card Joker Poker				
Ultimate Texas Hold 'Em				
Asia Poker				
Winner's Pot Poker				
1 Bet Threat Texas Hold 'Em				
Mississippi Stud				
Mini-Tex 3 Card Hold'Em				
Supreme Pai Gow				
Total -(Must agree with line 7 on Pg 1)	17	\$ 630,719	\$ 2,747,507	23.0%

# TRUMP TAJ MAHAL CASINO RESORT MONTHLY GROSS REVENUE REPORT

FOR THE MONTH OF AUGUST, 2011

## CASINO WIN - CURRENT MONTH

Line (a)	Type of Game (b)	Authorized Units (c)	Win or (Loss) (d)	Drop/Handle (e)	Win or (Loss) Percentage (f)
Table and Other Games:					
1	Blackjack	67	\$ 236,296	\$ 26,014,154	0.9%
2	Craps	12	3,151,338	19,211,378	16.4%
3	Roulette	14	906,696	4,781,572	19.0%
4	Big Six	1	59,785	156,235	38.3%
5	Baccarat	0	0	0	0.0%
6	Minibaccarat	14	130,523	15,016,295	0.9%
7	Other Games - (Page 2)	27	1,861,000	7,985,095	23.3%
8	Subtotal - Table and Other Games	135	6,345,638	\$ 73,164,729	8.7%
9	Poker	54	677,780		
10	Total - Table and Other Games	189	\$ 7,023,418		

Slot Machines:					
11	\$ .01 and .02 Slot Machines	1,342	\$ 8,186,908	\$ 67,058,204	12.2%
12	\$ .05 Slot Machines	129	1,104,981	11,826,909	9.3%
13	\$ .25 Slot Machines	434	2,225,283	25,352,096	8.8%
14	\$ .50 Slot Machines	22	32,467	511,708	6.3%
15	\$ 1.00 Slot Machines	331	2,778,730	39,598,371	7.0%
16	\$ 5.00 Slot Machines	74	492,112	9,023,935	5.5%
17	\$ 25.00 Slot Machines	12	210,091	1,876,925	11.2%
18	\$100.00 Slot Machines	23	948,993	5,713,200	16.6%
19	Multi-denominational Slot Machines	397	2,798,735	42,864,473	6.5%
20	Other Slot Machines	31	177,196	1,982,657	8.9%
21	Total - Slot Machines	2,795	\$ 18,955,496	\$ 205,808,478	9.2%
22	Total Casino Win		\$ 25,978,914		

## TAX ON GROSS REVENUE

23	Year-to-Date Table and Other Games Win .....	\$ 84,528,498
24	Year-to-Date Slot Machine Win .....	156,773,977
25	Year-to-Date Total Casino Win .....	<b>\$ 241,302,475</b>
26	Adjustments .....	<b>\$ 11,058</b>
27	Year-To-Date Gross Revenue .....	<b>\$ 241,313,533</b>
28	Deduction for Eligible Promotional Gaming Credits .....	<b>\$ 31,232,970</b>
29	Year-To-Date Taxable Gross Revenue .....	<b>\$ 210,080,563</b>
30	Gross Revenue Tax (8% of line 29).....	\$ 16,806,445
31	Less - Total Tax Paid in Prior Months.....	15,168,453
32	Total Tax Required for this Month (line 30 less line 31).....	\$ 1,637,992
33	Total Progressive Meter Amounts - End of Month.....	\$ 713,277
34	Authorized Casino Square Footage - End of Month.....	149,239
35	Authorized Simulcasting Square Footage - End of Month.....	12,483
36	Simulcasting Revenue for the Month.....	\$ 43,386
37	Simulcasting Handle for the Month.....	\$ 511,033
38	Promotional Gaming Credits Wagered for the Month.....	\$ 2,843,113

Under penalties of perjury, I declare that I have examined this report, and to the best of my knowledge and belief, it is true and complete.

September 9, 2011

DATE



Bob Allen

Finance Operations Controller 6793-11  
TITLE (LICENSE NUMBER)

**TRUMP TAJ MAHAL CASINO RESORT  
MONTHLY GROSS REVENUE REPORT  
SCHEDULE OF OTHER GAMES  
FOR THE MONTH OF AUGUST, 2011**

Type of Game (b)	Authorized Units (c)	Win or (Loss) (d)	Drop (e)	Win or (Loss) Percentage (f)
Sic Bo	1	10,221	23,786	43.0%
Pai Gow Poker	2	175,887	949,131	18.5%
Pai Gow	2	157,666	891,645	17.7%
Keno	2	29,542	91,701	32.2%
Caribbean Stud Poker	2	60,088	236,393	25.4%
Let it Ride Poker	3	101,135	685,803	14.7%
Three Card Poker	6	496,383	1,972,972	25.2%
Spanish 21	4	373,337	1,438,152	26.0%
Double Attack Blackjack	1	77,035	356,073	21.6%
Four Card Poker	2	190,035	787,159	24.1%
Texas Hold 'Em Bonus Poker	2	189,671	552,280	34.3%
House Way Pai Gow Poker				
Flop Poker				
Two Card Joker Poker				
Ultimate Texas Hold 'Em				
Asia Poker				
Winner's Pot Poker				
1 Bet Threat Texas Hold 'Em				
Mississippi Stud				
Mini-Tex 3 Card Hold'Em				
Supreme Pai Gow				
Total -(Must agree with line 7 on Pg 1)	27	\$ 1,861,000	\$ 7,985,095	23.3%