

# BALLY'S ATLANTIC CITY

## MONTHLY GROSS REVENUE REPORT

FOR THE MONTH OF FEBRUARY, 2014

### CASINO WIN - CURRENT MONTH

Line (a)	Type of Game (b)	Authorized Units (c)	Win or (Loss) (d)	Drop/Handle (e)	Win or (Loss) Percentage (f)
1	Table and Other Games	114	\$ 5,607,096	\$ 30,172,850	18.6%
2	Poker	26	\$ 251,482		
3	Slot Machines	1,923	\$ 10,760,903	\$ 120,760,441	8.9%
4	Total Casino Win		\$ 16,619,481		

### GROSS REVENUE

5	Year-to-Date Table and Other Games and Poker Win .....	\$ 11,616,241
6	Year-to-Date Slot Machine Win .....	\$ 19,876,141
7	Year-to-Date Total Casino Win .....	<b>\$ 31,492,382</b>
8	Adjustments .....	\$ -
9	Year-To-Date Gross Revenue .....	<b>\$ 31,492,382</b>
10	Authorized Casino Square Footage - End of Month .....	124,111
11	Authorized Simulcasting Square Footage - End of Month .....	-
12	Simulcasting Revenue for the Month.....	\$ -
13	Simulcasting Handle for the Month.....	\$ -
14	Promotional Gaming Credits Wagered for the Month.....	\$ 3,159,787

Under penalties of perjury, I declare that I have examined this report, and to the best of my knowledge and belief, it is true and complete.

March 6, 2014

DATE



William Pangoras

Operations Controller(1792-11)

TITLE (LICENSE NUMBER)

# BORGATA HOTEL CASINO & SPA

## MONTHLY GROSS REVENUE REPORT

FOR THE MONTH OF FEBRUARY 2014

### CASINO WIN - CURRENT MONTH

Line (a)	Type of Game (b)	Authorized Units (c)	Win or (Loss) (d)	Drop/Handle (e)	Win or (Loss) Percentage (f)
1	Table and Other Games	183	\$ 13,148,752	\$ 93,518,263	14.1%
2	Poker	79	\$ 1,141,352		
3	Slot Machines	3,152	\$ 31,565,822	\$ 360,326,708	8.8%
4	Total Casino Win		\$ 45,855,926		


### GROSS REVENUE

5	Year-to-Date Table and Other Games and Poker Win .....	\$ 33,233,591	
6	Year-to-Date Slot Machine Win .....	\$ 60,973,263	
7	Year-to-Date Total Casino Win .....		<b>\$ 94,206,854</b>
8	Adjustments .....		\$ -
9	Year-To-Date Gross Revenue .....		<b>\$ 94,206,854</b>
10	Authorized Casino Square Footage - End of Month .....	136,667	
11	Authorized Simulcasting Square Footage - End of Month .....	23,620	
12	Simulcasting Revenue for the Month.....	\$ 218,645	
13	Simulcasting Handle for the Month.....	\$ 2,568,648	
14	Promotional Gaming Credits Wagered for the Month.....	\$ 5,259,147	

Under penalties of perjury, I declare that I have examined this report, and to the best of my knowledge and belief, it is true and complete.

March 8, 2014

DATE



Betty Parker

Casino Controller 8038-11

# CAESARS ATLANTIC CITY

## MONTHLY GROSS REVENUE REPORT

FOR THE MONTH OF February, 2014

### CASINO WIN - CURRENT MONTH

Line (a)	Type of Game (b)	Authorized Units (c)	Win or (Loss) (d)	Drop/Handle (e)	Win or (Loss) Percentage (f)
1	Table and Other Games	145	\$ 10,826,769	\$ 66,812,287	16.2%
2	Poker	0	\$ -		
3	Slot Machines	2,070	\$ 14,792,885	\$ 159,058,706	9.3%
4	Total Casino Win		\$ 25,619,654		


### GROSS REVENUE

5	Year-to-Date Table and Other Games and Poker Win .....	\$ 14,483,676	
6	Year-to-Date Slot Machine Win .....	\$ 28,962,275	
7	Year-to-Date Total Casino Win .....		\$ 43,445,951
8	Adjustments .....		\$ -
9	Year-To-Date Gross Revenue .....		\$ 43,445,951
10	Authorized Casino Square Footage - End of Month .....	119,657	
11	Authorized Simulcasting Square Footage - End of Month .....	-	
12	Simulcasting Revenue for the Month.....	\$ -	
13	Simulcasting Handle for the Month.....	\$ -	
14	Promotional Gaming Credits Wagered for the Month.....	\$ 3,386,378	

Under penalties of perjury, I declare that I have examined this report, and to the best of my knowledge and belief, it is true and complete.

March 7, 2014

DATE



Gail Myers

OPERATIONS CONTROLLER 3470-11  
TITLE (LICENSE NUMBER)

# GOLDEN NUGGET

## MONTHLY GROSS REVENUE REPORT

FOR THE MONTH OF FEBRUARY, 2014

### CASINO WIN - CURRENT MONTH

Line (a)	Type of Game (b)	Authorized Units (c)	Win or (Loss) (d)	Drop/Handle (e)	Win or (Loss) Percentage (f)
1	Table and Other Games	79	\$ 3,294,594	\$ 17,796,296	18.5%
2	Poker	10	\$ 71,136		
3	Slot Machines	1,409	\$ 9,201,036	\$ 99,846,169	9.2%
4	Total Casino Win		\$ 12,566,766		

### GROSS REVENUE

5	Year-to-Date Table and Other Games and Poker Win .....	\$	6,187,995
6	Year-to-Date Slot Machine Win .....	\$	16,909,008
7	Year-to-Date Total Casino Win .....	\$	<b>23,097,003</b>
8	Adjustments .....	\$	-
9	Year-To-Date Gross Revenue .....	\$	<b>23,097,003</b>
10	Authorized Casino Square Footage - End of Month .....		70,250
11	Authorized Simulcasting Square Footage - End of Month .....		-
12	Simulcasting Revenue for the Month.....	\$	-
13	Simulcasting Handle for the Month.....	\$	-
14	Promotional Gaming Credits Wagered for the Month.....	\$	2,108,964

Under penalties of perjury, I declare that I have examined this report, and to the best of my knowledge and belief, it is true and complete.

3/8/2014  
DATE



Alison Trazzera

Director of Finance (8150-11)  
TITLE (LICENSE NUMBER)

# HARRAH'S RESORT ATLANTIC CITY

## MONTHLY GROSS REVENUE REPORT

FOR THE MONTH OF FEBRUARY 2014

### CASINO WIN - CURRENT MONTH

Line (a)	Type of Game (b)	Authorized Units (c)	Win or (Loss) (d)	Drop/Handle (e)	Win or (Loss) Percentage (f)
1	Table and Other Games	138	\$ 5,945,430	\$ 33,535,773	17.7%
2	Poker	40	\$ 242,072		
3	Slot Machines	2,317	\$ 20,192,119	\$ 241,250,254	8.4%
4	Total Casino Win		\$ 26,379,621		

### GROSS REVENUE

5	Year-to-Date Table and Other Games and Poker Win .....	\$	13,288,885
6	Year-to-Date Slot Machine Win .....	\$	38,709,011
7	Year-to-Date Total Casino Win .....	\$	<b>51,997,896</b>
8	Adjustments .....	\$	-
9	Year-To-Date Gross Revenue .....	\$	<b>51,997,896</b>
10	Authorized Casino Square Footage - End of Month .....		155,073
11	Authorized Simulcasting Square Footage - End of Month .....		-
12	Simulcasting Revenue for the Month.....	\$	-
13	Simulcasting Handle for the Month.....	\$	-
14	Promotional Gaming Credits Wagered for the Month.....	\$	3,501,564

Under penalties of perjury, I declare that I have examined this report, and to the best of my knowledge and belief, it is true and complete.

March 11, 2014

DATE



Joseph Lodise

Director Of Finance/Operations Controller (008900-11)

TITLE (LICENSE NUMBER)

# RESORTS CASINO HOTEL (DGMB CASINO LLC)

## MONTHLY GROSS REVENUE REPORT

FOR THE MONTH OF FEBRUARY 2014

### CASINO WIN - CURRENT MONTH

Line (a)	Type of Game (b)	Authorized Units (c)	Win or (Loss) (d)	Drop/Handle (e)	Win or (Loss) Percentage (f)
1	Table and Other Games	74	\$ 2,684,947	\$ 14,482,502	18.5%
2	Poker	0	\$ -		
3	Slot Machines	1,710	\$ 7,010,001	\$ 80,030,683	8.8%
4	Total Casino Win		\$ 9,694,948		

### GROSS REVENUE

5	Year-to-Date Table and Other Games and Poker Win .....	\$ 4,872,771
6	Year-to-Date Slot Machine Win .....	\$ 13,206,739
7	Year-to-Date Total Casino Win .....	<b>\$ 18,079,510</b>
8	Adjustments .....	<b>\$ (1,340)</b>
9	Year-To-Date Gross Revenue .....	<b>\$ 18,078,170</b>
10	Authorized Casino Square Footage - End of Month .....	81,336
11	Authorized Simulcasting Square Footage - End of Month .....	-
12	Simulcasting Revenue for the Month.....	\$ -
13	Simulcasting Handle for the Month.....	\$ -
14	Promotional Gaming Credits Wagered for the Month.....	\$ 1,131,190

Under penalties of perjury, I declare that I have examined this report, and to the best of my knowledge and belief, it is true and complete.

March 7, 2014

DATE



WALTER SIMON

Director Operational Accounting 3930-11

TITLE (LICENSE NUMBER)

**REVEL ENTERTAINMENT GROUP, LLC**  
**MONTHLY GROSS REVENUE REPORT**  
**FOR THE MONTH OF FEBRUARY 2014**

**CASINO WIN - CURRENT MONTH**

Line (a)	Type of Game (b)	Authorized Units (c)	Win or (Loss) (d)	Drop/Handle (e)	Win or (Loss) Percentage (f)
1	Table and Other Games	110	\$ 4,419,444	\$ 32,138,694	13.8%
2	Poker	0	\$ -		
3	Slot Machines	2,240	\$ 6,471,646	\$ 62,463,884	10.4%
4	Total Casino Win		\$ 10,891,090		

**GROSS REVENUE**

5	Year-to-Date Table and Other Games and Poker Win .....	\$ 7,926,268
6	Year-to-Date Slot Machine Win .....	\$ 12,786,011
7	Year-to-Date Total Casino Win .....	<b>\$ 20,712,279</b>
8	Adjustments .....	\$ -
9	Year-To-Date Gross Revenue .....	<b>\$ 20,712,279</b>
10	Authorized Casino Square Footage - End of Month .....	126,741
11	Authorized Simulcasting Square Footage - End of Month .....	-
12	Simulcasting Revenue for the Month.....	\$ -
13	Simulcasting Handle for the Month.....	\$ -
14	Promotional Gaming Credits Wagered for the Month.....	\$ 960,008

Under penalties of perjury, I declare that I have examined this report, and to the best of my knowledge and belief, it is true and complete.

March 7, 2014

DATE



Ford Palmer

Casino Controller (4086-11)  
 TITLE (LICENSE NUMBER)

# SHOWBOAT

## MONTHLY GROSS REVENUE REPORT

FOR THE MONTH OF FEBRUARY, 2014

### CASINO WIN - CURRENT MONTH

Line (a)	Type of Game (b)	Authorized Units (c)	Win or (Loss) (d)	Drop/Handle (e)	Win or (Loss) Percentage (f)
1	Table and Other Games	89	\$ 2,681,765	\$ 14,483,691	18.5%
2	Poker	24	\$ 204,006		
3	Slot Machines	2,189	\$ 9,320,430	\$ 96,196,378	9.7%
4	Total Casino Win		\$ 12,206,201		

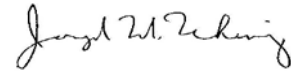
### GROSS REVENUE

5	Year-to-Date Table and Other Games and Poker Win .....	\$	5,597,512
6	Year-to-Date Slot Machine Win .....	\$	17,873,580
7	Year-to-Date Total Casino Win .....	\$	<b>23,471,092</b>
8	Adjustments .....	\$	<b>(28,634)</b>
9	Year-To-Date Gross Revenue .....	\$	<b>23,442,458</b>
10	Authorized Casino Square Footage - End of Month .....		124,657
11	Authorized Simulcasting Square Footage - End of Month .....		-
12	Simulcasting Revenue for the Month.....	\$	-
13	Simulcasting Handle for the Month.....	\$	-
14	Promotional Gaming Credits Wagered for the Month.....	\$	2,423,472

Under penalties of perjury, I declare that I have examined this report, and to the best of my knowledge and belief, it is true and complete.

March 8, 2014

DATE



Joe Uhing

Operations Controller 2835-11

TITLE (LICENSE NUMBER)



# Tropicana Casino & Resort

## MONTHLY GROSS REVENUE REPORT

FOR THE MONTH OF: FEBRUARY, 2014

### CASINO WIN - CURRENT MONTH

Line (a)	Type of Game (b)	Authorized Units (c)	Win or (Loss) (d)	Drop/Handle (e)	Win or (Loss) Percentage (f)
1	Table and Other Games	108	\$ 4,163,293	\$ 23,885,969	17.4%
2	Poker	27	\$ 173,298		
3	Slot Machines	2,595	\$ 15,359,538	\$ 158,280,949	9.7%
4	Total Casino Win		\$ 19,696,129		

### GROSS REVENUE

5	Year-to-Date Table and Other Games and Poker Win .....	\$ 8,192,026
6	Year-to-Date Slot Machine Win .....	\$ 28,184,314
7	Year-to-Date Total Casino Win .....	<b>\$ 36,376,340</b>
8	Adjustments .....	\$ -
9	Year-To-Date Gross Revenue .....	<b>\$ 36,376,340</b>
10	Authorized Casino Square Footage - End of Month .....	123,980
11	Authorized Simulcasting Square Footage - End of Month .....	-
12	Simulcasting Revenue for the Month.....	\$ -
13	Simulcasting Handle for the Month.....	\$ -
14	Promotional Gaming Credits Wagered for the Month.....	\$ 2,895,634

Under penalties of perjury, I declare that I have examined this report, and to the best of my knowledge and belief, it is true and complete.

March 7, 2014

DATE



Jeff Bohrer

Casino Controller, 7488-11

**TRUMP PLAZA ASSOCIATES**  
**MONTHLY GROSS REVENUE REPORT**  
 FOR THE MONTH OF FEBRUARY, 2014

**CASINO WIN - CURRENT MONTH**

Line (a)	Type of Game (b)	Authorized Units (c)	Win or (Loss) (d)	Drop/Handle (e)	Win or (Loss) Percentage (f)
1	Table and Other Games	64	\$ 610,623	\$ 3,484,553	17.5%
2	Poker	0	\$ -		
3	Slot Machines	1,600	\$ 3,308,869	\$ 39,537,922	8.4%
4	Total Casino Win		\$ 3,919,492		


**GROSS REVENUE**

5	Year-to-Date Table and Other Games and Poker Win .....	\$ 1,174,830
6	Year-to-Date Slot Machine Win .....	\$ 6,328,446
7	Year-to-Date Total Casino Win .....	<b>\$ 7,503,276</b>
8	Adjustments .....	<b>\$ 119</b>
9	Year-To-Date Gross Revenue .....	<b>\$ 7,503,395</b>
10	Authorized Casino Square Footage - End of Month .....	86,923
11	Authorized Simulcasting Square Footage - End of Month .....	-
12	Simulcasting Revenue for the Month.....	\$ -
13	Simulcasting Handle for the Month.....	\$ -
14	Promotional Gaming Credits Wagered for the Month.....	\$ 668,566

Under penalties of perjury, I declare that I have examined this report, and to the best of my knowledge and belief, it is true and complete.

March 7, 2014

DATE



Ron Alcorn

Casino Controller (1623-11)

TITLE (LICENSE NUMBER)

# TRUMP TAJ MAHAL CASINO RESORT MONTHLY GROSS REVENUE REPORT FOR THE MONTH OF FEBRUARY, 2014

## CASINO WIN - CURRENT MONTH

Line (a)	Type of Game (b)	Authorized Units (c)	Win or (Loss) (d)	Drop/Handle (e)	Win or (Loss) Percentage (f)
1	Table and Other Games	132	\$ 4,096,123	\$ 28,879,394	14.2%
2	Poker	48	\$ 298,599		
3	Slot Machines	2,523	\$ 11,273,731	\$ 122,475,729	9.2%
4	Total Casino Win		\$ 15,668,453		

## GROSS REVENUE

5	Year-to-Date Table and Other Games and Poker Win .....	\$ 9,090,187
6	Year-to-Date Slot Machine Win .....	\$ 22,007,692
7	Year-to-Date Total Casino Win .....	<b>\$ 31,097,879</b>
8	Adjustments .....	<b>\$ 220</b>
9	Year-To-Date Gross Revenue .....	<b>\$ 31,098,099</b>
10	Authorized Casino Square Footage - End of Month .....	159,998
11	Authorized Simulcasting Square Footage - End of Month .....	-
12	Simulcasting Revenue for the Month.....	\$ -
13	Simulcasting Handle for the Month.....	\$ -
14	Promotional Gaming Credits Wagered for the Month.....	\$ 2,073,393

Under penalties of perjury, I declare that I have examined this report, and to the best of my knowledge and belief, it is true and complete.

March 6, 2014

DATE



Robert Allen

Finance Operations Controller 6793-11

TITLE (LICENSE NUMBER)