

# BALLY'S ATLANTIC CITY

## MONTHLY GROSS REVENUE REPORT

FOR THE MONTH OF APRIL, 2014

### CASINO WIN - CURRENT MONTH

Line (a)	Type of Game (b)	Authorized Units (c)	Win or (Loss) (d)	Drop/Handle (e)	Win or (Loss) Percentage (f)
1	Table and Other Games	125	\$ 5,003,209	\$ 32,159,809	15.6%
2	Poker	42	\$ 354,841		
3	Slot Machines	1,940	\$ 11,376,828	\$ 126,740,175	9.0%
4	Total Casino Win		\$ 16,734,878		

### GROSS REVENUE

5	Year-to-Date Table and Other Games and Poker Win .....	\$ 23,533,485
6	Year-to-Date Slot Machine Win .....	\$ 42,574,420
7	Year-to-Date Total Casino Win .....	<b>\$ 66,107,905</b>
8	Adjustments .....	\$ -
9	Year-To-Date Gross Revenue .....	<b>\$ 66,107,905</b>
10	Authorized Casino Square Footage - End of Month .....	123,576
11	Authorized Simulcasting Square Footage - End of Month .....	-
12	Simulcasting Revenue for the Month.....	\$ -
13	Simulcasting Handle for the Month.....	\$ -
14	Promotional Gaming Credits Wagered for the Month.....	\$ 2,408,018

Under penalties of perjury, I declare that I have examined this report, and to the best of my knowledge and belief, it is true and complete.

May 8, 2014

DATE



William Pangoras

Operations Controller(1792-11)

TITLE (LICENSE NUMBER)

**BORGATA HOTEL CASINO & SPA**  
**MONTHLY GROSS REVENUE REPORT**  
 FOR THE MONTH OF April, 2014

**CASINO WIN - CURRENT MONTH**


Line (a)	Type of Game (b)	Authorized Units (c)	Win or (Loss) (d)	Drop/Handle (e)	Win or (Loss) Percentage (f)
1	Table and Other Games	183	\$ 17,522,992	\$ 102,700,380	17.1%
2	Poker	91	\$ 2,061,037		
3	Slot Machines	3,144	\$ 35,580,014	\$ 401,661,718	8.9%
4	Total Casino Win		\$ 55,164,043		

**GROSS REVENUE**

5	Year-to-Date Table and Other Games and Poker Win .....	\$ 70,663,015	
6	Year-to-Date Slot Machine Win .....	\$ 130,218,357	
7	Year-to-Date Total Casino Win .....		<b>\$ 200,881,372</b>
8	Adjustments .....		\$ -
9	Year-To-Date Gross Revenue .....		<b>\$ 200,881,372</b>
10	Authorized Casino Square Footage - End of Month .....	136,667	
11	Authorized Simulcasting Square Footage - End of Month .....	23,620	
12	Simulcasting Revenue for the Month.....	\$ 215,027	
13	Simulcasting Handle for the Month.....	\$ 2,492,202	
14	Promotional Gaming Credits Wagered for the Month.....	\$ 6,937,486	

Under penalties of perjury, I declare that I have examined this report, and to the best of my knowledge and belief, it is true and complete.

May 8, 2014  
 \_\_\_\_\_  
 DATE



\_\_\_\_\_  
 Betty Parker

\_\_\_\_\_  
 Casino Controller 8038-11

# CAESARS ATLANTIC CITY

## MONTHLY GROSS REVENUE REPORT

FOR THE MONTH OF APRIL, 2014

### CASINO WIN - CURRENT MONTH

Line (a)	Type of Game (b)	Authorized Units (c)	Win or (Loss) (d)	Drop/Handle (e)	Win or (Loss) Percentage (f)
1	Table and Other Games	145	\$ 19,740,260	\$ 62,017,122	31.8%
2	Poker	0	\$ -		
3	Slot Machines	1,941	\$ 14,355,145	\$ 157,030,250	9.1%
4	Total Casino Win		\$ 34,095,405		


### GROSS REVENUE

5	Year-to-Date Table and Other Games and Poker Win .....	\$ 43,089,298	
6	Year-to-Date Slot Machine Win .....	\$ 58,701,662	
7	Year-to-Date Total Casino Win .....	<b>\$ 101,790,960</b>	
8	Adjustments .....	<b>\$ 104</b>	
9	Year-To-Date Gross Revenue .....	<b>\$ 101,791,064</b>	
10	Authorized Casino Square Footage - End of Month .....	119,657	
11	Authorized Simulcasting Square Footage - End of Month .....	-	
12	Simulcasting Revenue for the Month.....	\$ -	
13	Simulcasting Handle for the Month.....	\$ -	
14	Promotional Gaming Credits Wagered for the Month.....	\$ 2,472,831	

Under penalties of perjury, I declare that I have examined this report, and to the best of my knowledge and belief, it is true and complete.

May 7, 2014

DATE



Gail Myers

Operations Controller 3470-11

TITLE (LICENSE NUMBER)

# GOLDEN NUGGET

## MONTHLY GROSS REVENUE REPORT

FOR THE MONTH OF APRIL, 2014

### CASINO WIN - CURRENT MONTH

Line (a)	Type of Game (b)	Authorized Units (c)	Win or (Loss) (d)	Drop/Handle (e)	Win or (Loss) Percentage (f)
1	Table and Other Games	89	\$ 3,011,030	\$ 20,865,904	14.4%
2	Poker	10	\$ 125,440		
3	Slot Machines	1,310	\$ 9,894,809	\$ 112,805,288	8.8%
4	Total Casino Win		\$ 13,031,279		

### GROSS REVENUE

5	Year-to-Date Table and Other Games and Poker Win .....	\$ 12,157,898
6	Year-to-Date Slot Machine Win .....	\$ 36,864,472
7	Year-to-Date Total Casino Win .....	<b>\$ 49,022,370</b>
8	Adjustments .....	\$ -
9	Year-To-Date Gross Revenue .....	<b>\$ 49,022,370</b>
10	Authorized Casino Square Footage - End of Month .....	70,250
11	Authorized Simulcasting Square Footage - End of Month .....	-
12	Simulcasting Revenue for the Month.....	\$ -
13	Simulcasting Handle for the Month.....	\$ -
14	Promotional Gaming Credits Wagered for the Month.....	\$ 2,862,010

Under penalties of perjury, I declare that I have examined this report, and to the best of my knowledge and belief, it is true and complete.

5/9/2014

**DATE**



**Rick H. Liem**

009235-11

**Senior VP of Finance and Administration**

# HARRAH'S RESORT ATLANTIC CITY

## MONTHLY GROSS REVENUE REPORT

FOR THE MONTH OF APRIL, 2014

### CASINO WIN - CURRENT MONTH

Line (a)	Type of Game (b)	Authorized Units (c)	Win or (Loss) (d)	Drop/Handle (e)	Win or (Loss) Percentage (f)
1	Table and Other Games	138	\$ 6,039,716	\$ 32,740,066	18.4%
2	Poker	40	\$ 239,823		
3	Slot Machines	2,317	\$ 18,696,083	\$ 224,337,601	8.3%
4	Total Casino Win		\$ 24,975,622		

### GROSS REVENUE

5	Year-to-Date Table and Other Games and Poker Win .....	\$	27,776,304
6	Year-to-Date Slot Machine Win .....	\$	78,215,117
7	Year-to-Date Total Casino Win .....	\$	<b>105,991,421</b>
8	Adjustments .....	\$	-
9	Year-To-Date Gross Revenue .....	\$	<b>105,991,421</b>
10	Authorized Casino Square Footage - End of Month .....		155,073
11	Authorized Simulcasting Square Footage - End of Month .....		-
12	Simulcasting Revenue for the Month.....	\$	-
13	Simulcasting Handle for the Month.....	\$	-
14	Promotional Gaming Credits Wagered for the Month.....	\$	2,416,500

Under penalties of perjury, I declare that I have examined this report, and to the best of my knowledge and belief, it is true and complete.

May 12, 2014  
\_\_\_\_\_  
DATE



\_\_\_\_\_  
Joseph Lodise

Director of Finance/Operations Controller (008900-11)  
\_\_\_\_\_  
TITLE (LICENSE NUMBER)

# RESORTS CASINO HOTEL (DGMB CASINO LLC)

## MONTHLY GROSS REVENUE REPORT

FOR THE MONTH OF APRIL, 2014

### CASINO WIN - CURRENT MONTH

Line (a)	Type of Game (b)	Authorized Units (c)	Win or (Loss) (d)	Drop/Handle (e)	Win or (Loss) Percentage (f)
1	Table and Other Games	73	\$ 2,153,658	\$ 16,744,138	12.9%
2	Poker	0	\$ -		
3	Slot Machines	1,714	\$ 8,578,144	\$ 93,320,429	9.2%
4	Total Casino Win		\$ 10,731,802		

### GROSS REVENUE

5	Year-to-Date Table and Other Games and Poker Win .....	\$ 9,646,873
6	Year-to-Date Slot Machine Win .....	\$ 30,408,765
7	Year-to-Date Total Casino Win .....	<b>\$ 40,055,638</b>
8	Adjustments .....	<b>\$ (1,340)</b>
9	Year-To-Date Gross Revenue .....	<b>\$ 40,054,298</b>
10	Authorized Casino Square Footage - End of Month .....	81,336
11	Authorized Simulcasting Square Footage - End of Month .....	-
12	Simulcasting Revenue for the Month.....	\$ -
13	Simulcasting Handle for the Month.....	\$ -
14	Promotional Gaming Credits Wagered for the Month.....	\$ 1,495,413

Under penalties of perjury, I declare that I have examined this report, and to the best of my knowledge and belief, it is true and complete.

May 8, 2014

DATE



WALTER SIMON

Director Operational Accounting 3930-11

TITLE (LICENSE NUMBER)

# REVEL ENTERTAINMENT GROUP, LLC

## MONTHLY GROSS REVENUE REPORT

FOR THE MONTH OF APRIL, 2014

### CASINO WIN - CURRENT MONTH

Line (a)	Type of Game (b)	Authorized Units (c)	Win or (Loss) (d)	Drop/Handle (e)	Win or (Loss) Percentage (f)
1	Table and Other Games	110	\$ 5,092,553	\$ 34,330,266	14.8%
2	Poker	0	\$ -		
3	Slot Machines	2,213	\$ 7,411,022	\$ 77,400,403	9.6%
4	Total Casino Win		\$ 12,503,575		

### GROSS REVENUE

5	Year-to-Date Table and Other Games and Poker Win .....	\$	20,061,727
6	Year-to-Date Slot Machine Win .....	\$	27,895,100
7	Year-to-Date Total Casino Win .....	\$	<b>47,956,827</b>
8	Adjustments .....	\$	-
9	Year-To-Date Gross Revenue .....	\$	<b>47,956,827</b>
10	Authorized Casino Square Footage - End of Month .....		126,741
11	Authorized Simulcasting Square Footage - End of Month .....		-
12	Simulcasting Revenue for the Month.....	\$	-
13	Simulcasting Handle for the Month.....	\$	-
14	Promotional Gaming Credits Wagered for the Month.....	\$	1,514,892

Under penalties of perjury, I declare that I have examined this report, and to the best of my knowledge and belief, it is true and complete.

May 7, 2014

DATE



Ford Palmer

Casino Controller (4086-11)  
TITLE (LICENSE NUMBER)

# SHOWBOAT

## MONTHLY GROSS REVENUE REPORT

FOR THE MONTH OF APRIL, 2014

### CASINO WIN - CURRENT MONTH

Line (a)	Type of Game (b)	Authorized Units (c)	Win or (Loss) (d)	Drop/Handle (e)	Win or (Loss) Percentage (f)
1	Table and Other Games	89	\$ 2,863,799	\$ 16,400,655	17.5%
2	Poker	24	\$ 170,188		
3	Slot Machines	2,189	\$ 10,201,927	\$ 104,322,577	9.8%
4	Total Casino Win		\$ 13,235,914		

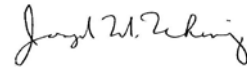
### GROSS REVENUE

5	Year-to-Date Table and Other Games and Poker Win .....	\$ 11,716,023
6	Year-to-Date Slot Machine Win .....	\$ 38,918,748
7	Year-to-Date Total Casino Win .....	<b>\$ 50,634,771</b>
8	Adjustments .....	<b>\$ (28,634)</b>
9	Year-To-Date Gross Revenue .....	<b>\$ 50,606,137</b>
10	Authorized Casino Square Footage - End of Month .....	124,657
11	Authorized Simulcasting Square Footage - End of Month .....	-
12	Simulcasting Revenue for the Month.....	\$ -
13	Simulcasting Handle for the Month.....	\$ -
14	Promotional Gaming Credits Wagered for the Month.....	\$ 1,867,343

Under penalties of perjury, I declare that I have examined this report, and to the best of my knowledge and belief, it is true and complete.

May 9, 2014

DATE



JOE UHING

OPERATIONS CONTROLLER 2835-11



# Tropicana Casino & Resort

## MONTHLY GROSS REVENUE REPORT

FOR THE MONTH OF: APRIL, 2014

### CASINO WIN - CURRENT MONTH

Line (a)	Type of Game (b)	Authorized Units (c)	Win or (Loss) (d)	Drop/Handle (e)	Win or (Loss) Percentage (f)
1	Table and Other Games	108	\$ 3,817,465	\$ 25,854,957	14.8%
2	Poker	27	\$ 179,358		
3	Slot Machines	2,566	\$ 17,910,296	\$ 185,581,934	9.7%
4	Total Casino Win		\$ 21,907,119		

### GROSS REVENUE

5	Year-to-Date Table and Other Games and Poker Win .....	\$ 15,662,818
6	Year-to-Date Slot Machine Win .....	\$ 64,800,509
7	Year-to-Date Total Casino Win .....	<b>\$ 80,463,327</b>
8	Adjustments .....	\$ -
9	Year-To-Date Gross Revenue .....	<b>\$ 80,463,327</b>
10	Authorized Casino Square Footage - End of Month .....	123,980
11	Authorized Simulcasting Square Footage - End of Month .....	-
12	Simulcasting Revenue for the Month.....	\$ -
13	Simulcasting Handle for the Month.....	\$ -
14	Promotional Gaming Credits Wagered for the Month.....	\$ 3,685,264

Under penalties of perjury, I declare that I have examined this report, and to the best of my knowledge and belief, it is true and complete.

May 8, 2014

DATE



Jeff Bohrer

Casino Controller, 7488-11

# TRUMP PLAZA ASSOCIATES

## MONTHLY GROSS REVENUE REPORT

FOR THE MONTH OF APRIL, 2014

### CASINO WIN - CURRENT MONTH

Line (a)	Type of Game (b)	Authorized Units (c)	Win or (Loss) (d)	Drop/Handle (e)	Win or (Loss) Percentage (f)
1	Table and Other Games	58	\$ 442,663	\$ 3,431,453	12.9%
2	Poker	0	\$ -		
3	Slot Machines	1,600	\$ 3,999,453	\$ 44,931,091	8.9%
4	Total Casino Win		\$ 4,442,116		


### GROSS REVENUE

5	Year-to-Date Table and Other Games and Poker Win .....	\$	2,290,791
6	Year-to-Date Slot Machine Win .....	\$	14,372,298
7	Year-to-Date Total Casino Win .....	\$	<b>16,663,089</b>
8	Adjustments .....	\$	<b>650</b>
9	Year-To-Date Gross Revenue .....	\$	<b>16,663,739</b>
10	Authorized Casino Square Footage - End of Month .....		86,923
11	Authorized Simulcasting Square Footage - End of Month .....		-
12	Simulcasting Revenue for the Month.....	\$	-
13	Simulcasting Handle for the Month.....	\$	-
14	Promotional Gaming Credits Wagered for the Month.....	\$	754,675

Under penalties of perjury, I declare that I have examined this report, and to the best of my knowledge and belief, it is true and complete.

May 8, 2014

DATE



Ron Alcorn

Casino Controller (1623-11)

TITLE (LICENSE NUMBER)

# TRUMP TAJ MAHAL CASINO RESORT MONTHLY GROSS REVENUE REPORT FOR THE MONTH OF APRIL, 2014

## CASINO WIN - CURRENT MONTH

Line (a)	Type of Game (b)	Authorized Units (c)	Win or (Loss) (d)	Drop/Handle (e)	Win or (Loss) Percentage (f)
1	Table and Other Games	132	\$ 3,853,697	\$ 32,798,869	11.7%
2	Poker	48	\$ 323,828		
3	Slot Machines	2,523	\$ 13,437,954	\$ 145,366,887	9.2%
4	Total Casino Win		\$ 17,615,479		

## GROSS REVENUE

5	Year-to-Date Table and Other Games and Poker Win .....	\$ 18,383,055
6	Year-to-Date Slot Machine Win .....	\$ 49,447,205
7	Year-to-Date Total Casino Win .....	<b>\$ 67,830,260</b>
8	Adjustments .....	<b>\$ 237</b>
9	Year-To-Date Gross Revenue .....	<b>\$ 67,830,497</b>
10	Authorized Casino Square Footage - End of Month .....	159,998
11	Authorized Simulcasting Square Footage - End of Month .....	-
12	Simulcasting Revenue for the Month.....	\$ -
13	Simulcasting Handle for the Month.....	\$ -
14	Promotional Gaming Credits Wagered for the Month.....	\$ 2,596,691

Under penalties of perjury, I declare that I have examined this report, and to the best of my knowledge and belief, it is true and complete.

May 7, 2014  
\_\_\_\_\_  
DATE



\_\_\_\_\_  
Robert Allen

\_\_\_\_\_  
Finance Operations Controller 6793-11  
TITLE (LICENSE NUMBER)