

# BALLY'S ATLANTIC CITY

## MONTHLY GROSS REVENUE REPORT

FOR THE MONTH OF JUNE, 2014

### CASINO WIN - CURRENT MONTH

Line (a)	Type of Game (b)	Authorized Units (c)	Win or (Loss) (d)	Drop/Handle (e)	Win or (Loss) Percentage (f)
1	Table and Other Games	126	\$ 4,978,393	\$ 32,574,022	15.3%
2	Poker	42	\$ 380,739		
3	Slot Machines	1,946	\$ 12,625,792	\$ 137,843,272	9.2%
4	Total Casino Win		\$ 17,984,924		

### GROSS REVENUE

5	Year-to-Date Table and Other Games and Poker Win .....	\$ 36,310,868
6	Year-to-Date Slot Machine Win .....	\$ 68,437,250
7	Year-to-Date Total Casino Win .....	<b>\$ 104,748,118</b>
8	Adjustments .....	\$ -
9	Year-To-Date Gross Revenue .....	<b>\$ 104,748,118</b>
10	Authorized Casino Square Footage - End of Month .....	123,576
11	Authorized Simulcasting Square Footage - End of Month .....	-
12	Simulcasting Revenue for the Month.....	\$ -
13	Simulcasting Handle for the Month.....	\$ -
14	Promotional Gaming Credits Wagered for the Month.....	\$ 2,542,195

Under penalties of perjury, I declare that I have examined this report, and to the best of my knowledge and belief, it is true and complete.

July 8, 2014

DATE



William Pangoras

Operations Controller (1792-11)

TITLE (LICENSE NUMBER)

# BORGATA HOTEL CASINO & SPA

## MONTHLY GROSS REVENUE REPORT

FOR THE MONTH OF JUNE, 2014

### CASINO WIN - CURRENT MONTH

Line (a)	Type of Game (b)	Authorized Units (c)	Win or (Loss) (d)	Drop/Handle (e)	Win or (Loss) Percentage (f)
1	Table and Other Games	183	\$ 12,439,333	\$ 98,914,248	12.6%
2	Poker	79	\$ 1,492,744		
3	Slot Machines	3,094	\$ 34,205,174	\$ 401,276,653	8.5%
4	Total Casino Win		\$ 48,137,251		

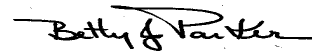
### GROSS REVENUE

5	Year-to-Date Table and Other Games and Poker Win .....	\$	102,102,446
6	Year-to-Date Slot Machine Win .....	\$	201,868,863
7	Year-to-Date Total Casino Win .....	\$	<b>303,971,309</b>
8	Adjustments .....	\$	-
9	Year-To-Date Gross Revenue .....	\$	<b>303,971,309</b>
10	Authorized Casino Square Footage - End of Month .....		136,667
11	Authorized Simulcasting Square Footage - End of Month .....		23,620
12	Simulcasting Revenue for the Month.....	\$	256,263
13	Simulcasting Handle for the Month.....	\$	3,069,570
14	Promotional Gaming Credits Wagered for the Month.....	\$	6,114,045

Under penalties of perjury, I declare that I have examined this report, and to the best of my knowledge and belief, it is true and complete.

July 11, 2014

DATE



Betty J Parker

Casino Controller 8038-11

# CAESARS ATTLANTIC CITY

## MONTHLY GROSS REVENUE REPORT

FOR THE MONTH OF JUNE, 2014

### CASINO WIN - CURRENT MONTH

Line (a)	Type of Game (b)	Authorized Units (c)	Win or (Loss) (d)	Drop/Handle (e)	Win or (Loss) Percentage (f)
1	Table and Other Games	145	\$ 11,649,512	\$ 67,090,148	17.4%
2	Poker	0	\$ -		
3	Slot Machines	1,942	\$ 17,215,347	\$ 188,687,033	9.1%
4	Total Casino Win		\$ 28,864,859		

### GROSS REVENUE

5	Year-to-Date Table and Other Games and Poker Win .....	\$	53,911,767
6	Year-to-Date Slot Machine Win .....	\$	95,111,631
7	Year-to-Date Total Casino Win .....	\$	<b>149,023,398</b>
8	Adjustments .....	\$	<b>2,222</b>
9	Year-To-Date Gross Revenue .....	\$	<b>149,025,620</b>
10	Authorized Casino Square Footage - End of Month .....		119,657
11	Authorized Simulcasting Square Footage - End of Month .....		-
12	Simulcasting Revenue for the Month.....	\$	-
13	Simulcasting Handle for the Month.....	\$	-
14	Promotional Gaming Credits Wagered for the Month.....	\$	3,390,354

Under penalties of perjury, I declare that I have examined this report, and to the best of my knowledge and belief, it is true and complete.

July 9, 2014

DATE



Gail Myers

Operations Controller 3470-11

TITLE (LICENSE NUMBER)

# GOLDEN NUGGET

## MONTHLY GROSS REVENUE REPORT

FOR THE MONTH OF JUNE, 2014

### CASINO WIN - CURRENT MONTH

Line (a)	Type of Game (b)	Authorized Units (c)	Win or (Loss) (d)	Drop/Handle (e)	Win or (Loss) Percentage (f)
1	Table and Other Games	82	\$ 3,448,838	\$ 22,511,912	15.3%
2	Poker	10	\$ 115,500		
3	Slot Machines	1,298	\$ 10,763,065	\$ 114,338,438	9.4%
4	Total Casino Win		\$ 14,327,403		


### GROSS REVENUE

5	Year-to-Date Table and Other Games and Poker Win .....	\$ 20,165,513
6	Year-to-Date Slot Machine Win .....	\$ 59,485,734
7	Year-to-Date Total Casino Win .....	<b>\$ 79,651,247</b>
8	Adjustments .....	\$ -
9	Year-To-Date Gross Revenue .....	<b>\$ 79,651,247</b>
10	Authorized Casino Square Footage - End of Month .....	70,250
11	Authorized Simulcasting Square Footage - End of Month .....	-
12	Simulcasting Revenue for the Month.....	\$ -
13	Simulcasting Handle for the Month.....	\$ -
14	Promotional Gaming Credits Wagered for the Month.....	\$ 2,649,481

Under penalties of perjury, I declare that I have examined this report, and to the best of my knowledge and belief, it is true and complete.

July 9, 2014

DATE



Joanne McKensie

Director of Finance/ Controller 1231-11

TITLE (LICENSE NUMBER)

# HARRAH'S RESORT ATLANTIC CITY

## MONTHLY GROSS REVENUE REPORT

FOR THE MONTH OF JUNE 2014

### CASINO WIN - CURRENT MONTH


Line (a)	Type of Game (b)	Authorized Units (c)	Win or (Loss) (d)	Drop/Handle (e)	Win or (Loss) Percentage (f)
1	Table and Other Games	138	\$ 7,935,795	\$ 35,414,458	22.4%
2	Poker	40	\$ 242,064		
3	Slot Machines	2,285	\$ 21,441,121	\$ 247,473,396	8.7%
4	Total Casino Win		\$ 29,618,980		

### GROSS REVENUE

5	Year-to-Date Table and Other Games and Poker Win .....	\$ 44,275,415
6	Year-to-Date Slot Machine Win .....	\$ 122,146,716
7	Year-to-Date Total Casino Win .....	<b>\$ 166,422,131</b>
8	Adjustments .....	\$ -
9	Year-To-Date Gross Revenue .....	<b>\$ 166,422,131</b>
10	Authorized Casino Square Footage - End of Month .....	155,073
11	Authorized Simulcasting Square Footage - End of Month .....	-
12	Simulcasting Revenue for the Month.....	\$ -
13	Simulcasting Handle for the Month.....	\$ -
14	Promotional Gaming Credits Wagered for the Month.....	\$ 2,898,646

Under penalties of perjury, I declare that I have examined this report, and to the best of my knowledge and belief, it is true and complete.

July 9, 2014  
DATE



Joseph Lodise

Director Of Finance/Operations Controller 8900-11  
TITLE (LICENSE NUMBER)

**RESORTS CASINO HOTEL (DGMB CASINO LLC)**  
**MONTHLY GROSS REVENUE REPORT**  
**FOR THE MONTH OF JUNE 2014**

**CASINO WIN - CURRENT MONTH**

Line (a)	Type of Game (b)	Authorized Units (c)	Win or (Loss) (d)	Drop/Handle (e)	Win or (Loss) Percentage (f)
1	Table and Other Games	74	\$ 1,879,213	\$ 16,513,040	11.4%
2	Poker	0	\$ -		
3	Slot Machines	1,713	\$ 9,572,578	\$ 104,326,014	9.2%
4	Total Casino Win		\$ 11,451,791		

**GROSS REVENUE**

5	Year-to-Date Table and Other Games and Poker Win .....	\$ 13,880,313	
6	Year-to-Date Slot Machine Win .....	\$ 49,735,850	
7	Year-to-Date Total Casino Win .....		<b>\$ 63,616,163</b>
8	Adjustments .....		<b>\$ (1,340)</b>
9	Year-To-Date Gross Revenue .....		<b>\$ 63,614,823</b>
10	Authorized Casino Square Footage - End of Month .....	81,336	
11	Authorized Simulcasting Square Footage - End of Month .....	-	
12	Simulcasting Revenue for the Month.....	\$ -	
13	Simulcasting Handle for the Month.....	\$ -	
14	Promotional Gaming Credits Wagered for the Month.....	\$ 1,883,289	

Under penalties of perjury, I declare that I have examined this report, and to the best of my knowledge and belief, it is true and complete.

July 9, 2014

DATE



Walter Simon

Director Operational Accounting 3930-11

TITLE (LICENSE NUMBER)

# REVEL ENTERTAINMENT GROUP, LLC

## MONTHLY GROSS REVENUE REPORT

FOR THE MONTH OF JUNE, 2014

### CASINO WIN - CURRENT MONTH

Line (a)	Type of Game (b)	Authorized Units (c)	Win or (Loss) (d)	Drop/Handle (e)	Win or (Loss) Percentage (f)
1	Table and Other Games	115	\$ 2,526,209	\$ 33,981,794	7.4%
2	Poker	0	\$ -		
3	Slot Machines	2,176	\$ 8,817,858	\$ 89,425,356	9.9%
4	Total Casino Win		\$ 11,344,067		

### GROSS REVENUE

5	Year-to-Date Table and Other Games and Poker Win .....	\$	25,183,773
6	Year-to-Date Slot Machine Win .....	\$	45,786,731
7	Year-to-Date Total Casino Win .....	\$	<b>70,970,504</b>
8	Adjustments .....	\$	-
9	Year-To-Date Gross Revenue .....	\$	<b>70,970,504</b>
10	Authorized Casino Square Footage - End of Month .....		126,741
11	Authorized Simulcasting Square Footage - End of Month .....		-
12	Simulcasting Revenue for the Month.....	\$	-
13	Simulcasting Handle for the Month.....	\$	-
14	Promotional Gaming Credits Wagered for the Month.....	\$	2,023,037

Under penalties of perjury, I declare that I have examined this report, and to the best of my knowledge and belief, it is true and complete.

July 7, 2014

DATE



Ford Palmer

Casino Controller (4086-11)

TITLE (LICENSE NUMBER)

# SHOWBOAT

## MONTHLY GROSS REVENUE REPORT

FOR THE MONTH OF JUNE, 2014

### CASINO WIN - CURRENT MONTH

Line (a)	Type of Game (b)	Authorized Units (c)	Win or (Loss) (d)	Drop/Handle (e)	Win or (Loss) Percentage (f)
1	Table and Other Games	89	\$ 2,883,588	\$ 15,888,962	18.1%
2	Poker	24	\$ 183,236		
3	Slot Machines	2,189	\$ 11,073,301	\$ 112,664,486	9.8%
4	Total Casino Win		\$ 14,140,125		

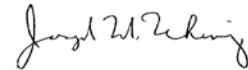
### GROSS REVENUE

5	Year-to-Date Table and Other Games and Poker Win .....	\$ 18,253,021	
6	Year-to-Date Slot Machine Win .....	\$ 62,102,002	
7	Year-to-Date Total Casino Win .....	<b>\$ 80,355,023</b>	
8	Adjustments .....	<b>\$ (28,634)</b>	
9	Year-To-Date Gross Revenue .....	<b>\$ 80,326,389</b>	
10	Authorized Casino Square Footage - End of Month .....	124,657	
11	Authorized Simulcasting Square Footage - End of Month .....	-	
12	Simulcasting Revenue for the Month.....	\$ -	
13	Simulcasting Handle for the Month.....	\$ -	
14	Promotional Gaming Credits Wagered for the Month.....	\$ 2,325,895	

Under penalties of perjury, I declare that I have examined this report, and to the best of my knowledge and belief, it is true and complete.

July 9, 2014

DATE



Joe Uhing

Operations Controller 2835-11

TITLE (LICENSE NUMBER)



# Tropicana Casino & Resort

## MONTHLY GROSS REVENUE REPORT

FOR THE MONTH OF: June 2014

### CASINO WIN - CURRENT MONTH

Line (a)	Type of Game (b)	Authorized Units (c)	Win or (Loss) (d)	Drop/Handle (e)	Win or (Loss) Percentage (f)
1	Table and Other Games	109	\$ 5,566,882	\$ 27,748,786	20.1%
2	Poker	27	\$ 171,677		
3	Slot Machines	2,559	\$ 20,115,072	\$ 210,357,959	9.6%
4	Total Casino Win		\$ 25,853,631		

### GROSS REVENUE

5	Year-to-Date Table and Other Games and Poker Win .....	\$	25,230,702
6	Year-to-Date Slot Machine Win .....	\$	106,202,974
7	Year-to-Date Total Casino Win .....	\$	<b>131,433,676</b>
8	Adjustments .....	\$	-
9	Year-To-Date Gross Revenue .....	\$	<b>131,433,676</b>
10	Authorized Casino Square Footage - End of Month .....		123,980
11	Authorized Simulcasting Square Footage - End of Month .....		-
12	Simulcasting Revenue for the Month.....	\$	-
13	Simulcasting Handle for the Month.....	\$	-
14	Promotional Gaming Credits Wagered for the Month.....	\$	3,776,597

Under penalties of perjury, I declare that I have examined this report, and to the best of my knowledge and belief, it is true and complete.

July 9, 2014

DATE



Jeff Bohrer

Casino Controller, 7488-11

# TRUMP PLAZA ASSOCIATES

## MONTHLY GROSS REVENUE REPORT

FOR THE MONTH OF JUNE, 2014

### CASINO WIN - CURRENT MONTH

Line (a)	Type of Game (b)	Authorized Units (c)	Win or (Loss) (d)	Drop/Handle (e)	Win or (Loss) Percentage (f)
1	Table and Other Games	57	\$ 482,595	\$ 3,054,178	15.8%
2	Poker	0	\$ -		
3	Slot Machines	1,600	\$ 4,241,933	\$ 46,999,875	9.0%
4	Total Casino Win		\$ 4,724,528		


### GROSS REVENUE

5	Year-to-Date Table and Other Games and Poker Win .....	\$ 3,434,052	
6	Year-to-Date Slot Machine Win .....	\$ 23,194,209	
7	Year-to-Date Total Casino Win .....	<b>\$ 26,628,261</b>	
8	Adjustments .....	<b>\$ 9,349</b>	
9	Year-To-Date Gross Revenue .....	<b>\$ 26,637,609</b>	
10	Authorized Casino Square Footage - End of Month .....	86,923	
11	Authorized Simulcasting Square Footage - End of Month .....	-	
12	Simulcasting Revenue for the Month.....	\$ -	
13	Simulcasting Handle for the Month.....	\$ -	
14	Promotional Gaming Credits Wagered for the Month.....	\$ 729,860	

Under penalties of perjury, I declare that I have examined this report, and to the best of my knowledge and belief, it is true and complete.

July 8, 2014

DATE



Ron Alcorn

Casino Controller (1623-11)

TITLE (LICENSE NUMBER)

# TRUMP TAJ MAHAL CASINO RESORT MONTHLY GROSS REVENUE REPORT FOR THE MONTH OF JUNE, 2014

## CASINO WIN - CURRENT MONTH

Line (a)	Type of Game (b)	Authorized Units (c)	Win or (Loss) (d)	Drop/Handle (e)	Win or (Loss) Percentage (f)
1	Table and Other Games	132	\$ 5,340,528	\$ 32,327,417	16.5%
2	Poker	48	\$ 307,462		
3	Slot Machines	2,523	\$ 14,379,548	\$ 150,124,803	9.6%
4	Total Casino Win		\$ 20,027,538		

## GROSS REVENUE

5	Year-to-Date Table and Other Games and Poker Win .....	\$ 30,425,194
6	Year-to-Date Slot Machine Win .....	\$ 79,027,216
7	Year-to-Date Total Casino Win .....	<b>\$ 109,452,410</b>
8	Adjustments .....	<b>\$ 8,958</b>
9	Year-To-Date Gross Revenue .....	<b>\$ 109,461,368</b>
10	Authorized Casino Square Footage - End of Month .....	159,998
11	Authorized Simulcasting Square Footage - End of Month .....	-
12	Simulcasting Revenue for the Month.....	\$ -
13	Simulcasting Handle for the Month.....	\$ -
14	Promotional Gaming Credits Wagered for the Month.....	\$ 2,942,844

Under penalties of perjury, I declare that I have examined this report, and to the best of my knowledge and belief, it is true and complete.

July 7, 2014

DATE



Robert Allen

Finance Operations Controller 6793-11

TITLE (LICENSE NUMBER)