

BALLY'S ATLANTIC CITY

MONTHLY GROSS REVENUE REPORT

FOR THE MONTH OF SEPTEMBER, 2014

CASINO WIN - CURRENT MONTH

Line (a)	Type of Game (b)	Authorized Units (c)	Win or (Loss) (d)	Drop/Handle (e)	Win or (Loss) Percentage (f)
1	Table and Other Games	126	\$ 5,509,280	\$ 33,161,548	16.6%
2	Poker	42	\$ 351,429		
3	Slot Machines	1,946	\$ 13,764,370	\$ 151,488,714	9.1%
4	Total Casino Win		\$ 19,625,079		

GROSS REVENUE

5	Year-to-Date Table and Other Games and Poker Win	\$ 57,526,691
6	Year-to-Date Slot Machine Win	\$ 115,350,003
7	Year-to-Date Total Casino Win	\$ 172,876,694
8	Adjustments	\$ -
9	Year-To-Date Gross Revenue	\$ 172,876,694
10	Authorized Casino Square Footage - End of Month	123,576
11	Authorized Simulcasting Square Footage - End of Month	-
12	Simulcasting Revenue for the Month.....	\$ -
13	Simulcasting Handle for the Month.....	\$ -
14	Promotional Gaming Credits Wagered for the Month.....	\$ 4,336,849

Under penalties of perjury, I declare that I have examined this report, and to the best of my knowledge and belief, it is true and complete.

October 7, 2014

DATE



William Pangoras

Operations Controller (1792-11)

TITLE (LICENSE NUMBER)

BORGATA HOTEL CASINO & SPA

MONTHLY GROSS REVENUE REPORT

FOR THE MONTH OF SEPTEMBER, 2014

CASINO WIN - CURRENT MONTH

AMENDED 10/16/14

Line (a)	Type of Game (b)	Authorized Units (c)	Win or (Loss) (d)	Drop/Handle (e)	Win or (Loss) Percentage (f)
1	Table and Other Games	183	\$ 16,222,770	\$ 104,433,386	15.5%
2	Poker	130	\$ 2,427,337		
3	Slot Machines	3,094	\$ 36,364,547	\$ 428,548,195	8.5%
4	Total Casino Win		\$ 55,014,654		

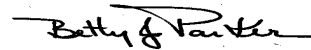
GROSS REVENUE

5	Year-to-Date Table and Other Games and Poker Win	\$ 158,742,481	
6	Year-to-Date Slot Machine Win	\$ 326,403,471	
7	Year-to-Date Total Casino Win	\$ 485,145,952	
8	Adjustments	\$ -	
9	Year-To-Date Gross Revenue	\$ 485,145,952	
10	Authorized Casino Square Footage - End of Month	136,667	
11	Authorized Simulcasting Square Footage - End of Month	23,620	
12	Simulcasting Revenue for the Month.....	\$ 225,304	
13	Simulcasting Handle for the Month.....	\$ 2,573,125	
14	Promotional Gaming Credits Wagered for the Month.....	\$ 7,057,751	

Under penalties of perjury, I declare that I have examined this report, and to the best of my knowledge and belief, it is true and complete.

October 16, 2014

DATE



Betty J. Parker

Casino Controller 8038-11

TITLE (LICENSE NUMBER)

CAESARS ATLANTIC CITY

MONTHLY GROSS REVENUE REPORT

FOR THE MONTH OF SEPTEMBER , 2014

CASINO WIN - CURRENT MONTH

Line (a)	Type of Game (b)	Authorized Units (c)	Win or (Loss) (d)	Drop/Handle (e)	Win or (Loss) Percentage (f)
1	Table and Other Games	139	\$ 7,436,484	\$ 56,311,778	13.2%
2	Poker	0	\$ -		
3	Slot Machines	1,942	\$ 18,675,932	\$ 194,224,107	9.6%
4	Total Casino Win		\$ 26,112,416		

GROSS REVENUE

5	Year-to-Date Table and Other Games and Poker Win	\$ 87,654,526	
6	Year-to-Date Slot Machine Win	\$ 159,541,353	
7	Year-to-Date Total Casino Win	\$ 247,195,879	
8	Adjustments	\$ 3,522	
9	Year-To-Date Gross Revenue	\$ 247,199,401	
10	Authorized Casino Square Footage - End of Month	119,657	
11	Authorized Simulcasting Square Footage - End of Month	-	
12	Simulcasting Revenue for the Month.....	\$ -	
13	Simulcasting Handle for the Month.....	\$ -	
14	Promotional Gaming Credits Wagered for the Month.....	\$ 4,896,998	

Under penalties of perjury, I declare that I have examined this report, and to the best of my knowledge and belief, it is true and complete.

October 9, 2014

DATE



Gail Myers

Operations Controller 3470-11

TITLE (LICENSE NUMBER)

GOLDEN NUGGET

MONTHLY GROSS REVENUE REPORT

FOR THE MONTH OF SEPTEMBER, 2014

CASINO WIN - CURRENT MONTH

Line (a)	Type of Game (b)	Authorized Units (c)	Win or (Loss) (d)	Drop/Handle (e)	Win or (Loss) Percentage (f)
1	Table and Other Games	75	\$ 4,137,874	\$ 25,204,382	16.4%
2	Poker	10	\$ 61,388		
3	Slot Machines	1,340	\$ 10,986,053	\$ 117,945,623	9.3%
4	Total Casino Win		\$ 15,185,315		

GROSS REVENUE

5	Year-to-Date Table and Other Games and Poker Win	\$	34,567,439
6	Year-to-Date Slot Machine Win	\$	95,250,778
7	Year-to-Date Total Casino Win	\$	129,818,217
8	Adjustments		
9	Year-To-Date Gross Revenue	\$	129,818,217
10	Authorized Casino Square Footage - End of Month		70,655
11	Authorized Simulcasting Square Footage - End of Month		
12	Simulcasting Revenue for the Month.....		
13	Simulcasting Handle for the Month.....		
14	Promotional Gaming Credits Wagered for the Month.....	\$	2,550,356

Under penalties of perjury, I declare that I have examined this report, and to the best of my knowledge and belief, it is true and complete.

October 7, 2014

DATE



Joanne McKensie

Director of Finance/Controller 1231.11

TITLE (LICENSE NUMBER)

HARRAH'S RESORT ATLANTIC CITY

MONTHLY GROSS REVENUE REPORT

FOR THE MONTH OF SEPTEMBER 2014

CASINO WIN - CURRENT MONTH

Line (a)	Type of Game (b)	Authorized Units (c)	Win or (Loss) (d)	Drop/Handle (e)	Win or (Loss) Percentage (f)
1	Table and Other Games	138	\$ 5,349,783	\$ 35,321,368	15.1%
2	Poker	40	\$ 341,300		
3	Slot Machines	2,306	\$ 25,587,115	\$ 299,373,740	8.5%
4	Total Casino Win		\$ 31,278,198		


GROSS REVENUE

5	Year-to-Date Table and Other Games and Poker Win	\$ 69,058,793
6	Year-to-Date Slot Machine Win	\$ 203,138,469
7	Year-to-Date Total Casino Win	\$ 272,197,262
8	Adjustments	\$ 1,000
9	Year-To-Date Gross Revenue	\$ 272,198,262
10	Authorized Casino Square Footage - End of Month	154,795
11	Authorized Simulcasting Square Footage - End of Month	-
12	Simulcasting Revenue for the Month.....	\$ -
13	Simulcasting Handle for the Month.....	\$ -
14	Promotional Gaming Credits Wagered for the Month.....	\$ 5,605,275

Under penalties of perjury, I declare that I have examined this report, and to the best of my knowledge and belief, it is true and complete.

October 9, 2014

DATE



Joseph Lodise

Director of Finance/Operations Controller (008900-11)

TITLE (LICENSE NUMBER)

RESORTS CASINO HOTEL(DGMB CASINO LLC)

MONTHLY GROSS REVENUE REPORT

FOR THE MONTH OF SEPTEMBER 2014

CASINO WIN - CURRENT MONTH

Line (a)	Type of Game (b)	Authorized Units (c)	Win or (Loss) (d)	Drop/Handle (e)	Win or (Loss) Percentage (f)
1	Table and Other Games	73	\$ 1,343,502	\$ 17,289,743	7.8%
2	Poker	0	\$ -		
3	Slot Machines	1,737	\$ 10,238,459	\$ 111,006,184	9.2%
4	Total Casino Win		\$ 11,581,961		

GROSS REVENUE

5	Year-to-Date Table and Other Games and Poker Win	\$ 21,656,967
6	Year-to-Date Slot Machine Win	\$ 82,835,479
7	Year-to-Date Total Casino Win	\$ 104,492,446
8	Adjustments	\$ (196,103)
9	Year-To-Date Gross Revenue	\$ 104,296,343
10	Authorized Casino Square Footage - End of Month	81,336
11	Authorized Simulcasting Square Footage - End of Month	-
12	Simulcasting Revenue for the Month.....	\$ -
13	Simulcasting Handle for the Month.....	\$ -
14	Promotional Gaming Credits Wagered for the Month.....	\$ 2,296,599

Under penalties of perjury, I declare that I have examined this report, and to the best of my knowledge and belief, it is true and complete.

October 9, 2014

DATE



WALTER P. SIMON

Director Operational Accounting 3930-11

TITLE (LICENSE NUMBER)

REVEL ENTERTAINMENT GROUP, LLC
MONTHLY GROSS REVENUE REPORT
 FOR THE TWO DAYS ENDING SEPTEMBER 2, 2014

CASINO WIN - CURRENT MONTH

Line (a)	Type of Game (b)	Authorized Units (c)	Win or (Loss) (d)	Drop/Handle (e)	Win or (Loss) Percentage (f)
1	Table and Other Games	115	\$ (47,876)	\$ 316,242	-15.1%
2	Poker	0	\$ -		
3	Slot Machines	2,164	\$ 190,138	\$ 1,112,147	17.1%
4	Total Casino Win		\$ 142,262		

GROSS REVENUE

5	Year-to-Date Table and Other Games and Poker Win	\$ 34,013,219
6	Year-to-Date Slot Machine Win	\$ 64,140,024
7	Year-to-Date Total Casino Win	\$ 98,153,243
8	Adjustments	\$ 51,088
9	Year-To-Date Gross Revenue	\$ 98,204,331
10	Authorized Casino Square Footage - End of Month	126,741
11	Authorized Simulcasting Square Footage - End of Month	-
12	Simulcasting Revenue for the Month.....	\$ -
13	Simulcasting Handle for the Month.....	\$ -
14	Promotional Gaming Credits Wagered for the Month.....	\$ 65,547

Under penalties of perjury, I declare that I have examined this report, and to the best of my knowledge and belief, it is true and complete.

October 9, 2014

DATE



Ford Palmer

Casino Controller (4086-11)
 TITLE (LICENSE NUMBER)

Tropicana Casino & Resort

MONTHLY GROSS REVENUE REPORT

FOR THE MONTH OF: SEPTEMBER, 2014

CASINO WIN - CURRENT MONTH

Line (a)	Type of Game (b)	Authorized Units (c)	Win or (Loss) (d)	Drop/Handle (e)	Win or (Loss) Percentage (f)
1	Table and Other Games	108	\$ 3,694,754	\$ 23,752,395	15.6%
2	Poker	27	\$ 169,724		
3	Slot Machines	2,563	\$ 17,538,301	\$ 184,533,485	9.5%
4	Total Casino Win		\$ 21,402,779		

GROSS REVENUE

5	Year-to-Date Table and Other Games and Poker Win	\$ 41,613,336
6	Year-to-Date Slot Machine Win	\$ 170,266,863
7	Year-to-Date Total Casino Win	\$ 211,880,199
8	Adjustments	\$ -
9	Year-To-Date Gross Revenue	\$ 211,880,199
10	Authorized Casino Square Footage - End of Month	123,980
11	Authorized Simulcasting Square Footage - End of Month	-
12	Simulcasting Revenue for the Month.....	\$ -
13	Simulcasting Handle for the Month.....	\$ -
14	Promotional Gaming Credits Wagered for the Month.....	\$ 3,061,094

Under penalties of perjury, I declare that I have examined this report, and to the best of my knowledge and belief, it is true and complete.

October 9, 2014

DATE



Jeff Bohrer

Casino Controller, 7488-11

TRUMP PLAZA ASSOCIATES
AMENDED MONTHLY GROSS REVENUE REPORT
 FOR THE SIXTEEN DAYS ENDED SEPTEMBER 16TH, 2014

CASINO WIN - CURRENT MONTH

Amended 11/113/14

Line (a)	Type of Game (b)	Authorized Units (c)	Win or (Loss) (d)	Drop/Handle (e)	Win or (Loss) Percentage (f)
1	Table and Other Games	56	\$ 126,619	\$ 704,328	18.0%
2	Poker	0	\$ -		
3	Slot Machines	1,530	\$ 1,175,533	\$ 14,712,382	8.0%
4	Total Casino Win		\$ 1,302,152		

GROSS REVENUE

5	Year-to-Date Table and Other Games and Poker Win	\$ 4,588,931
6	Year-to-Date Slot Machine Win	\$ 33,596,892
7	Year-to-Date Total Casino Win	\$ 38,185,823
8	Adjustments	\$ 28,378
9	Year-To-Date Gross Revenue	\$ 38,214,201
10	Authorized Casino Square Footage - End of Month	86,923
11	Authorized Simulcasting Square Footage - End of Month	-
12	Simulcasting Revenue for the Month.....	\$ -
13	Simulcasting Handle for the Month.....	\$ -
14	Promotional Gaming Credits Wagered for the Month.....	\$ 312,349

Under penalties of perjury, I declare that I have examined this report, and to the best of my knowledge and belief, it is true and complete.

November 13, 2014

DATE



Robert Allen

Finance Operations Controller (6793-11)

TITLE (LICENSE NUMBER)

TRUMP TAJ MAHAL CASINO RESORT MONTHLY GROSS REVENUE REPORT FOR THE MONTH OF SEPTEMBER, 2014

CASINO WIN - CURRENT MONTH

Line (a)	Type of Game (b)	Authorized Units (c)	Win or (Loss) (d)	Drop/Handle (e)	Win or (Loss) Percentage (f)
1	Table and Other Games	132	\$ 3,900,972	\$ 28,060,453	13.9%
2	Poker	48	\$ 249,708		
3	Slot Machines	2,523	\$ 13,353,271	\$ 146,593,619	9.1%
4	Total Casino Win		\$ 17,503,951		


GROSS REVENUE

5	Year-to-Date Table and Other Games and Poker Win	\$ 46,193,278
6	Year-to-Date Slot Machine Win	\$ 127,414,197
7	Year-to-Date Total Casino Win	\$ 173,607,475
8	Adjustments	\$ 9,291
9	Year-To-Date Gross Revenue	\$ 173,616,766
10	Authorized Casino Square Footage - End of Month	159,998
11	Authorized Simulcasting Square Footage - End of Month	-
12	Simulcasting Revenue for the Month.....	\$ -
13	Simulcasting Handle for the Month.....	\$ -
14	Promotional Gaming Credits Wagered for the Month.....	\$ 3,546,075

Under penalties of perjury, I declare that I have examined this report, and to the best of my knowledge and belief, it is true and complete.

October 7, 2014

DATE



Robert Allen

Finance Operations Controller 6793-11

TITLE (LICENSE NUMBER)