

BALLY'S ATLANTIC CITY

MONTHLY GROSS REVENUE REPORT

FOR THE MONTH OF AUGUST, 2016

CASINO WIN - CURRENT MONTH

Line (a)	Type of Game (b)	Authorized Units (c)	Win or (Loss) (d)	Drop/Handle (e)	Win or (Loss) Percentage (f)
1	Table and Other Games	129	\$ 6,275,217	\$ 34,314,127	18.3%
2	Poker	42	\$ 298,330		
3	Slot Machines	1,841	\$ 14,332,448	\$ 153,368,383	9.3%
4	Total Casino Win		\$ 20,905,995		

GROSS REVENUE

5	Year-to-Date Table and Other Games and Poker Win	\$ 51,882,598	
6	Year-to-Date Slot Machine Win	\$ 92,400,609	
7	Year-to-Date Total Casino Win		\$ 144,283,207
8	Adjustments		\$ -
9	Year-To-Date Gross Revenue		\$ 144,283,207
10	Authorized Casino Square Footage - End of Month	121,624	
11	Authorized Simulcasting Square Footage - End of Month	-	
12	Simulcasting Revenue for the Month.....	\$ -	
13	Simulcasting Handle for the Month.....	\$ -	
14	Promotional Gaming Credits Wagered for the Month.....	\$ 2,017,809	

Under penalties of perjury, I declare that I have examined this report, and to the best of my knowledge and belief, it is true and complete.

September 7, 2016

DATE

William Pangoras

WILLIAM PANGORAS

OPERATIONS CONTROLLER (1792-11)
TITLE (LICENSE NUMBER)

BORGATA HOTEL CASINO & SPA

MONTHLY GROSS REVENUE REPORT

FOR THE MONTH OF AUGUST, 2016

CASINO WIN - CURRENT MONTH

Line (a)	Type of Game (b)	Authorized Units (c)	Win or (Loss) (d)	Drop/Handle (e)	Win or (Loss) Percentage (f)
1	Table and Other Games	186	\$ 18,406,341	\$ 123,883,683	14.9%
2	Poker	79	\$ 1,355,449		
3	Slot Machines	3,026	\$ 45,804,719	\$ 548,077,109	8.4%
4	Total Casino Win		\$ 65,566,509		

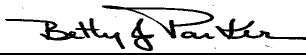
GROSS REVENUE

5	Year-to-Date Table and Other Games and Poker Win	\$ 152,425,256	
6	Year-to-Date Slot Machine Win	\$ 331,439,887	
7	Year-to-Date Total Casino Win		\$ 483,865,143
8	Adjustments		\$ -
9	Year-To-Date Gross Revenue		\$ 483,865,143
10	Authorized Casino Square Footage - End of Month	136,551	
11	Authorized Simulcasting Square Footage - End of Month	23,620	
12	Simulcasting Revenue for the Month.....	\$ 300,164	
13	Simulcasting Handle for the Month.....	\$ 3,532,538	
14	Promotional Gaming Credits Wagered for the Month.....	\$ 6,275,652	

Under penalties of perjury, I declare that I have examined this report, and to the best of my knowledge and belief, it is true and complete.

September 8, 2016

DATE



Betty J. Parker
Casino Controller 8038-11

TITLE (LICENSE NUMBER)

CAESARS ATLANTIC CITY

MONTHLY GROSS REVENUE REPORT

FOR THE MONTH OF AUGUST, 2016

CASINO WIN - CURRENT MONTH

Line (a)	Type of Game (b)	Authorized Units (c)	Win or (Loss) (d)	Drop/Handle (e)	Win or (Loss) Percentage (f)
1	Table and Other Games	138	\$ 9,202,934	\$ 55,060,431	16.7%
2	Poker	0	\$ -		
3	Slot Machines	1,854	\$ 18,700,197	\$ 208,873,613	9.0%
4	Total Casino Win		\$ 27,903,131		

GROSS REVENUE

5	Year-to-Date Table and Other Games and Poker Win	\$ 66,576,965	
6	Year-to-Date Slot Machine Win	\$ 131,099,889	
7	Year-to-Date Total Casino Win		\$ 197,676,854
8	Adjustments		\$ 4,254
9	Year-To-Date Gross Revenue		\$ 197,681,108
10	Authorized Casino Square Footage - End of Month	115,225	
11	Authorized Simulcasting Square Footage - End of Month	-	
12	Simulcasting Revenue for the Month.....	\$ -	
13	Simulcasting Handle for the Month.....	\$ -	
14	Promotional Gaming Credits Wagered for the Month.....	\$ 2,491,303	

Under penalties of perjury, I declare that I have examined this report, and to the best of my knowledge and belief, it is true and complete.

September 9, 2016

DATE



Gail Myers

Operations Controller 3470-11

TITLE (LICENSE NUMBER)

GOLDEN NUGGET

MONTHLY GROSS REVENUE REPORT

FOR THE MONTH OF AUGUST, 2016

CASINO WIN - CURRENT MONTH

Line (a)	Type of Game (b)	Authorized Units (c)	Win or (Loss) (d)	Drop/Handle (e)	Win or (Loss) Percentage (f)
1	Table and Other Games	84	\$ 5,832,839	\$ 30,474,918	19.1%
2	Poker	10	\$ 74,949		
3	Slot Machines	1,452	\$ 14,506,569	\$ 157,207,371	9.2%
4	Total Casino Win		\$ 20,414,357		

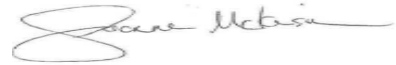
GROSS REVENUE

5	Year-to-Date Table and Other Games and Poker Win	\$ 40,576,534	
6	Year-to-Date Slot Machine Win	\$ 100,521,094	
7	Year-to-Date Total Casino Win	\$ 141,097,628	
8	Adjustments	\$ (9,900)	
9	Year-To-Date Gross Revenue	\$ 141,087,728	
10	Authorized Casino Square Footage - End of Month	78,957	
11	Authorized Simulcasting Square Footage - End of Month	-	
12	Simulcasting Revenue for the Month.....	\$ -	
13	Simulcasting Handle for the Month.....	\$ -	
14	Promotional Gaming Credits Wagered for the Month.....	\$ 3,004,325	

Under penalties of perjury, I declare that I have examined this report, and to the best of my knowledge and belief, it is true and complete.

September 7, 2016

DATE



Joanne McKensie

Director of Finance/Controller 1231.11

HARRAH'S RESORT ATLANTIC CITY

MONTHLY GROSS REVENUE REPORT

FOR THE MONTH OF AUGUST 2016

CASINO WIN - CURRENT MONTH

Line (a)	Type of Game (b)	Authorized Units (c)	Win or (Loss) (d)	Drop/Handle (e)	Win or (Loss) Percentage (f)
1	Table and Other Games	135	\$ 7,768,009	\$ 38,966,925	19.9%
2	Poker	40	\$ 291,296		
3	Slot Machines	2,192	\$ 25,523,654	\$ 303,855,771	8.4%
4	Total Casino Win		\$ 33,582,959		

GROSS REVENUE

5	Year-to-Date Table and Other Games and Poker Win	\$ 64,299,043	
6	Year-to-Date Slot Machine Win	\$ 175,502,721	
7	Year-to-Date Total Casino Win		\$ 239,801,764
8	Adjustments		\$ 2,600
9	Year-To-Date Gross Revenue		\$ 239,804,364
10	Authorized Casino Square Footage - End of Month	155,195	
11	Authorized Simulcasting Square Footage - End of Month	-	
12	Simulcasting Revenue for the Month.....	\$ -	
13	Simulcasting Handle for the Month.....	\$ -	
14	Promotional Gaming Credits Wagered for the Month.....	\$ 2,846,306	

Under penalties of perjury, I declare that I have examined this report, and to the best of my knowledge and belief, it is true and complete.

September 7, 2016

DATE



Joseph Lodise

Vice President of Finance (008900-11)

TITLE (LICENSE NUMBER)

RESORTS CASINO HOTEL (DGMB CASINO LLC)

MONTHLY GROSS REVENUE REPORT

FOR THE MONTH OF AUGUST 2016

CASINO WIN - CURRENT MONTH

Line (a)	Type of Game (b)	Authorized Units (c)	Win or (Loss) (d)	Drop/Handle (e)	Win or (Loss) Percentage (f)
1	Table and Other Games	74	\$ 3,687,074	\$ 25,747,580	14.3%
2	Poker	0	\$ -		
3	Slot Machines	1,555	\$ 13,816,484	\$ 150,010,412	9.2%
4	Total Casino Win		\$ 17,503,558		

GROSS REVENUE

5	Year-to-Date Table and Other Games and Poker Win	\$ 23,596,516	
6	Year-to-Date Slot Machine Win	\$ 91,496,972	
7	Year-to-Date Total Casino Win		\$ 115,093,488
8	Adjustments		\$ -
9	Year-To-Date Gross Revenue		\$ 115,093,488
10	Authorized Casino Square Footage - End of Month	83,016	
11	Authorized Simulcasting Square Footage - End of Month	-	
12	Simulcasting Revenue for the Month.....	\$ -	
13	Simulcasting Handle for the Month.....	\$ -	
14	Promotional Gaming Credits Wagered for the Month.....	\$ 2,737,663	

Under penalties of perjury, I declare that I have examined this report, and to the best of my knowledge and belief, it is true and complete.

September 9, 2016

DATE



Walter Simon

Director Operational Accounting 3930-11

TITLE (LICENSE NUMBER)

TROPICANA CASINO & RESORT

MONTHLY GROSS REVENUE REPORT

FOR THE MONTH OF: AUGUST, 2016

CASINO WIN - CURRENT MONTH

Line (a)	Type of Game (b)	Authorized Units (c)	Win or (Loss) (d)	Drop/Handle (e)	Win or (Loss) Percentage (f)
1	Table and Other Games	108	\$ 6,380,332	\$ 36,526,388	17.5%
2	Poker	22	\$ 257,618		
3	Slot Machines	2,337	\$ 23,504,431	\$ 253,650,653	9.3%
4	Total Casino Win		\$ 30,142,381		

GROSS REVENUE

5	Year-to-Date Table and Other Games and Poker Win	\$ 42,949,929	
6	Year-to-Date Slot Machine Win	\$ 158,186,691	
7	Year-to-Date Total Casino Win	\$ 201,136,620	
8	Adjustments	\$ 127,810	
9	Year-To-Date Gross Revenue	\$ 201,264,430	
10	Authorized Casino Square Footage - End of Month	124,791	
11	Authorized Simulcasting Square Footage - End of Month	-	
12	Simulcasting Revenue for the Month.....	\$ -	
13	Simulcasting Handle for the Month.....	\$ -	
14	Promotional Gaming Credits Wagered for the Month.....	\$ 4,178,556	

Under penalties of perjury, I declare that I have examined this report, and to the best of my knowledge and belief, it is true and complete.

September 9, 2016

DATE



Jeff Bohrer

Casino Controller 7488-11

TRUMP TAJ MAHAL CASINO RESORT

MONTHLY GROSS REVENUE REPORT

FOR THE MONTH OF AUGUST, 2016

CASINO WIN - CURRENT MONTH

Line (a)	Type of Game (b)	Authorized Units (c)	Win or (Loss) (d)	Drop/Handle (e)	Win or (Loss) Percentage (f)
1	Table and Other Games	130	\$ 2,856,192	\$ 16,150,083	17.7%
2	Poker	24	\$ 80,152		
3	Slot Machines	2,519	\$ 10,831,848	\$ 113,787,588	9.5%
4	Total Casino Win		\$ 13,768,192		


GROSS REVENUE

5	Year-to-Date Table and Other Games and Poker Win	\$ 27,030,165	
6	Year-to-Date Slot Machine Win	\$ 89,466,356	
7	Year-to-Date Total Casino Win		\$ 116,496,521
8	Adjustments		\$ 9,000
9	Year-To-Date Gross Revenue		\$ 116,505,521
10	Authorized Casino Square Footage - End of Month	159,998	
11	Authorized Simulcasting Square Footage - End of Month	-	
12	Simulcasting Revenue for the Month.....	\$ -	
13	Simulcasting Handle for the Month.....	\$ -	
14	Promotional Gaming Credits Wagered for the Month.....	\$ 3,114,241	

Under penalties of perjury, I declare that I have examined this report, and to the best of my knowledge and belief, it is true and complete.

September 8, 2016

DATE



Robert Allen

Finance Operations Controller 6793-11

TITLE (LICENSE NUMBER)