

# BALLY'S ATLANTIC CITY

## MONTHLY GROSS REVENUE REPORT

FOR THE MONTH OF OCTOBER, 2016

### CASINO WIN - CURRENT MONTH

Line (a)	Type of Game (b)	Authorized Units (c)	Win or (Loss) (d)	Drop/Handle (e)	Win or (Loss) Percentage (f)
1	Table and Other Games	129	\$ 5,421,281	\$ 31,668,375	17.1%
2	Poker	42	\$ 254,169		
3	Slot Machines	1,841	\$ 10,869,164	\$ 121,535,236	8.9%
4	Total Casino Win		\$ 16,544,614		

### GROSS REVENUE

5	Year-to-Date Table and Other Games and Poker Win .....	\$ 64,144,433	
6	Year-to-Date Slot Machine Win .....	\$ 114,800,090	
7	Year-to-Date Total Casino Win .....		<b>\$ 178,944,523</b>
8	Adjustments .....		<b>\$ -</b>
9	Year-To-Date Gross Revenue .....		<b>\$ 178,944,523</b>
10	Authorized Casino Square Footage - End of Month .....	121,624	
11	Authorized Simulcasting Square Footage - End of Month .....	-	
12	Simulcasting Revenue for the Month.....	\$ -	
13	Simulcasting Handle for the Month.....	\$ -	
14	Promotional Gaming Credits Wagered for the Month.....	\$ 1,890,994	

Under penalties of perjury, I declare that I have examined this report, and to the best of my knowledge and belief, it is true and complete.

NOVEMBER 8, 2016

DATE



WILLIAM PANGORAS

OPERATIONS CONTROLLER (1792-11)

TITLE (LICENSE NUMBER)

# BORGATA HOTEL CASINO & SPA

## MONTHLY GROSS REVENUE REPORT

FOR THE MONTH OF OCTOBER, 2016

### CASINO WIN - CURRENT MONTH

Line (a)	Type of Game (b)	Authorized Units (c)	Win or (Loss) (d)	Drop/Handle (e)	Win or (Loss) Percentage (f)
1	Table and Other Games	186	\$ 19,560,609	\$ 109,346,514	17.9%
2	Poker	79	\$ 1,283,081		
3	Slot Machines	3,026	\$ 39,660,270	\$ 479,965,776	8.3%
4	Total Casino Win		\$ 60,503,960		

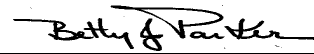
### GROSS REVENUE

5	Year-to-Date Table and Other Games and Poker Win .....	\$ 194,340,818	
6	Year-to-Date Slot Machine Win .....	\$ 414,310,526	
7	Year-to-Date Total Casino Win .....		<b>\$ 608,651,344</b>
8	Adjustments .....		\$ -
9	Year-To-Date Gross Revenue .....		<b>\$ 608,651,344</b>
10	Authorized Casino Square Footage - End of Month .....	136,551	
11	Authorized Simulcasting Square Footage - End of Month .....	23,620	
12	Simulcasting Revenue for the Month.....	\$ 210,028	
13	Simulcasting Handle for the Month.....	\$ 2,463,614	
14	Promotional Gaming Credits Wagered for the Month.....	\$ 6,436,277	

Under penalties of perjury, I declare that I have examined this report, and to the best of my knowledge and belief, it is true and complete.

November 7, 2016

DATE



Betty J. Parker

Casino Controller 8038-11

TITLE (LICENSE NUMBER)

# CAESARS ATLANTIC CITY

## MONTHLY GROSS REVENUE REPORT

FOR THE MONTH OF OCTOBER, 2016

### CASINO WIN - CURRENT MONTH

Line (a)	Type of Game (b)	Authorized Units (c)	Win or (Loss) (d)	Drop/Handle (e)	Win or (Loss) Percentage (f)
1	Table and Other Games	138	\$ 7,431,125	\$ 46,341,965	16.0%
2	Poker	0	\$ -		
3	Slot Machines	1,854	\$ 16,049,266	\$ 179,078,317	9.0%
4	Total Casino Win		\$ 23,480,391		

### GROSS REVENUE

5	Year-to-Date Table and Other Games and Poker Win .....	\$ 87,684,223	
6	Year-to-Date Slot Machine Win .....	\$ 163,347,250	
7	Year-to-Date Total Casino Win .....		<b>\$ 251,031,473</b>
8	Adjustments .....		<b>\$ (282,938)</b>
9	Year-To-Date Gross Revenue .....		<b>\$ 250,748,535</b>
10	Authorized Casino Square Footage - End of Month .....	115,225	
11	Authorized Simulcasting Square Footage - End of Month .....	-	
12	Simulcasting Revenue for the Month.....	\$ -	
13	Simulcasting Handle for the Month.....	\$ -	
14	Promotional Gaming Credits Wagered for the Month.....	\$ 2,688,661	

Under penalties of perjury, I declare that I have examined this report, and to the best of my knowledge and belief, it is true and complete.

November 09, 2016

DATE



Gail Myers

Operations Controller 3470-11

TITLE (LICENSE NUMBER)

# GOLDEN NUGGET

## MONTHLY GROSS REVENUE REPORT

### FOR THE MONTH OF OCTOBER, 2016

#### CASINO WIN - CURRENT MONTH

Line (a)	Type of Game (b)	Authorized Units (c)	Win or (Loss) (d)	Drop/Handle (e)	Win or (Loss) Percentage (f)
1	Table and Other Games	89	\$ 3,905,144	\$ 24,664,618	15.8%
2	Poker	10	\$ 72,567		
3	Slot Machines	1,444	\$ 12,550,969	\$ 138,993,237	9.0%
4	Total Casino Win		\$ 16,528,680		

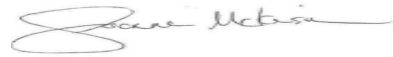
#### GROSS REVENUE

5	Year-to-Date Table and Other Games and Poker Win .....	\$ 48,806,637	
6	Year-to-Date Slot Machine Win .....	\$ 126,706,740	
7	Year-to-Date Total Casino Win .....		<b>\$ 175,513,377</b>
8	Adjustments .....		<b>\$ (9,900)</b>
9	Year-To-Date Gross Revenue .....		<b>\$ 175,503,477</b>
10	Authorized Casino Square Footage - End of Month .....	78,957	
11	Authorized Simulcasting Square Footage - End of Month .....	-	
12	Simulcasting Revenue for the Month.....	\$ -	
13	Simulcasting Handle for the Month.....	\$ -	
14	Promotional Gaming Credits Wagered for the Month.....	\$ 2,954,155	

Under penalties of perjury, I declare that I have examined this report, and to the best of my knowledge and belief, it is true and complete.

November 9, 2016

DATE



Joanne McKensie

Director of Finance/Controller 1231.11

# HARRAH'S RESORT ATLANTIC CITY

## MONTHLY GROSS REVENUE REPORT

FOR THE MONTH OF OCTOBER 2016

### CASINO WIN - CURRENT MONTH

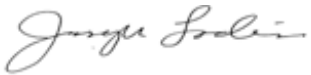
Line (a)	Type of Game (b)	Authorized Units (c)	Win or (Loss) (d)	Drop/Handle (e)	Win or (Loss) Percentage (f)
1	Table and Other Games	135	\$ 5,957,394	\$ 33,320,972	17.9%
2	Poker	40	\$ 251,865		
3	Slot Machines	2,189	\$ 23,120,671	\$ 275,700,935	8.4%
4	Total Casino Win		\$ 29,329,930		

### GROSS REVENUE

5	Year-to-Date Table and Other Games and Poker Win .....	\$ 77,178,885	
6	Year-to-Date Slot Machine Win .....	\$ 220,949,432	
7	Year-to-Date Total Casino Win .....		<b>\$ 298,128,317</b>
8	Adjustments .....		<b>\$ (406,658)</b>
9	Year-To-Date Gross Revenue .....		<b>\$ 297,721,659</b>
10	Authorized Casino Square Footage - End of Month .....	155,195	
11	Authorized Simulcasting Square Footage - End of Month .....	-	
12	Simulcasting Revenue for the Month.....	\$ -	
13	Simulcasting Handle for the Month.....	\$ -	
14	Promotional Gaming Credits Wagered for the Month.....	\$ 3,243,976	

Under penalties of perjury, I declare that I have examined this report, and to the best of my knowledge and belief, it is true and complete.

November 4, 2016  
\_\_\_\_\_  
DATE

  
\_\_\_\_\_  
Joseph Lodise  
Vice President of Finance (008900-11)  
\_\_\_\_\_  
TITLE (LICENSE NUMBER)

# RESORTS CASINO HOTEL (DGMB CASINO LLC)

## MONTHLY GROSS REVENUE REPORT

FOR THE MONTH OF OCTOBER 2016

### CASINO WIN - CURRENT MONTH

Line (a)	Type of Game (b)	Authorized Units (c)	Win or (Loss) (d)	Drop/Handle (e)	Win or (Loss) Percentage (f)
1	Table and Other Games	74	\$ 3,403,316	\$ 18,800,470	18.1%
2	Poker	0	\$ -		
3	Slot Machines	1,550	\$ 10,892,560	\$ 121,509,803	9.0%
4	Total Casino Win		\$ 14,295,876		

### GROSS REVENUE

5	Year-to-Date Table and Other Games and Poker Win .....	\$ 31,179,258	
6	Year-to-Date Slot Machine Win .....	\$ 115,101,868	
7	Year-to-Date Total Casino Win .....		<b>\$ 146,281,126</b>
8	Adjustments .....		<b>\$ 2,850</b>
9	Year-To-Date Gross Revenue .....		<b>\$ 146,283,976</b>
10	Authorized Casino Square Footage - End of Month .....	83,016	
11	Authorized Simulcasting Square Footage - End of Month .....	-	
12	Simulcasting Revenue for the Month.....	\$ -	
13	Simulcasting Handle for the Month.....	\$ -	
14	Promotional Gaming Credits Wagered for the Month.....	\$ 2,250,259	

Under penalties of perjury, I declare that I have examined this report, and to the best of my knowledge and belief, it is true and complete.

November 9, 2016

DATE



Walter Simon

Director Operational Accounting 3930-11

TITLE (LICENSE NUMBER)

# TROPICANA CASINO & RESORT

## MONTHLY GROSS REVENUE REPORT

FOR THE MONTH OF: OCTOBER, 2016

### CASINO WIN - CURRENT MONTH


Line (a)	Type of Game (b)	Authorized Units (c)	Win or (Loss) (d)	Drop/Handle (e)	Win or (Loss) Percentage (f)
1	Table and Other Games	109	\$ 4,503,392	\$ 29,508,385	15.3%
2	Poker	22	\$ 222,166		
3	Slot Machines	2,177	\$ 20,111,227	\$ 219,024,843	9.2%
4	Total Casino Win		\$ 24,836,785		

### GROSS REVENUE

5	Year-to-Date Table and Other Games and Poker Win .....	\$ 53,118,467	
6	Year-to-Date Slot Machine Win .....	\$ 199,035,689	
7	Year-to-Date Total Casino Win .....		<b>\$ 252,154,156</b>
8	Adjustments .....		<b>\$ -</b>
9	Year-To-Date Gross Revenue .....		<b>\$ 252,154,156</b>
10	Authorized Casino Square Footage - End of Month .....	124,791	
11	Authorized Simulcasting Square Footage - End of Month .....	-	
12	Simulcasting Revenue for the Month.....	\$ -	
13	Simulcasting Handle for the Month.....	\$ -	
14	Promotional Gaming Credits Wagered for the Month.....	\$ 4,050,520	

Under penalties of perjury, I declare that I have examined this report, and to the best of my knowledge and belief, it is true and complete.

November 9, 2016  
\_\_\_\_\_  
DATE

  
\_\_\_\_\_  
Jeff Bohrer  
  
\_\_\_\_\_  
Casino Controller 7488-11

# TRUMP TAJ MAHAL CASINO RESORT

## MONTHLY GROSS REVENUE REPORT

FOR THE MONTH OF OCTOBER, 2016

### CASINO WIN - CURRENT MONTH

Amended January 10, 2017


Line (a)	Type of Game (b)	Authorized Units (c)	Win or (Loss) (d)	Drop/Handle (e)	Win or (Loss) Percentage (f)
1	Table and Other Games	37	\$ 191,757	\$ 1,179,093	16.3%
2	Poker	5	\$ -		
3	Slot Machines	2,471	\$ 656,914	\$ 8,842,393	7.4%
4	Total Casino Win		\$ 848,671		

### GROSS REVENUE

5	Year-to-Date Table and Other Games and Poker Win .....	\$ 28,706,234	
6	Year-to-Date Slot Machine Win .....	\$ 96,787,797	
7	Year-to-Date Total Casino Win .....		<b>\$ 125,494,031</b>
8	Adjustments .....		<b>\$ 10,240</b>
9	Year-To-Date Gross Revenue .....		<b>\$ 125,504,271</b>
10	Authorized Casino Square Footage - End of Month .....	159,998	
11	Authorized Simulcasting Square Footage - End of Month .....	-	
12	Simulcasting Revenue for the Month.....	\$ -	
13	Simulcasting Handle for the Month.....	\$ -	
14	Promotional Gaming Credits Wagered for the Month.....	\$ 86,256	

Under penalties of perjury, I declare that I have examined this report, and to the best of my knowledge and belief, it is true and complete.

January 10, 2017  
\_\_\_\_\_  
DATE

  
\_\_\_\_\_  
Robert Allen

Finance Operations Controller 6793-11  
\_\_\_\_\_  
TITLE (LICENSE NUMBER)