

BALLY'S ATLANTIC CITY

MONTHLY GROSS REVENUE REPORT

FOR THE MONTH OF NOVEMBER, 2016

CASINO WIN - CURRENT MONTH

Line (a)	Type of Game (b)	Authorized Units (c)	Win or (Loss) (d)	Drop/Handle (e)	Win or (Loss) Percentage (f)
1	Table and Other Games	129	\$ 5,628,920	\$ 30,300,294	18.6%
2	Poker	42	\$ 260,103		
3	Slot Machines	1,818	\$ 10,392,146	\$ 113,039,220	9.2%
4	Total Casino Win		\$ 16,281,169		

GROSS REVENUE

5	Year-to-Date Table and Other Games and Poker Win	\$ 70,033,456	
6	Year-to-Date Slot Machine Win	\$ 125,192,236	
7	Year-to-Date Total Casino Win		\$ 195,225,692
8	Adjustments		\$ -
9	Year-To-Date Gross Revenue		\$ 195,225,692
10	Authorized Casino Square Footage - End of Month	121,624	
11	Authorized Simulcasting Square Footage - End of Month	-	
12	Simulcasting Revenue for the Month.....	\$ -	
13	Simulcasting Handle for the Month.....	\$ -	
14	Promotional Gaming Credits Wagered for the Month.....	\$ 1,960,099	

Under penalties of perjury, I declare that I have examined this report, and to the best of my knowledge and belief, it is true and complete.

DECEMBER 7, 2016

DATE



WILLIAM PANGORAS

OPERATIONS CONTROLLER (1792-11)

TITLE (LICENSE NUMBER)

BORGATA HOTEL CASINO & SPA

MONTHLY GROSS REVENUE REPORT

FOR THE MONTH OF NOVEMBER, 2016

CASINO WIN - CURRENT MONTH

Line (a)	Type of Game (b)	Authorized Units (c)	Win or (Loss) (d)	Drop/Handle (e)	Win or (Loss) Percentage (f)
1	Table and Other Games	186	\$ 16,680,198	\$ 107,986,783	15.4%
2	Poker	93	\$ 1,681,593		
3	Slot Machines	3,026	\$ 38,652,056	\$ 461,947,570	8.4%
4	Total Casino Win		\$ 57,013,847		

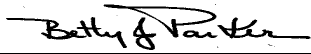
GROSS REVENUE

5	Year-to-Date Table and Other Games and Poker Win	\$ 212,702,609	
6	Year-to-Date Slot Machine Win	\$ 452,962,582	
7	Year-to-Date Total Casino Win		\$ 665,665,191
8	Adjustments		\$ -
9	Year-To-Date Gross Revenue		\$ 665,665,191
10	Authorized Casino Square Footage - End of Month	136,551	
11	Authorized Simulcasting Square Footage - End of Month	23,620	
12	Simulcasting Revenue for the Month.....	\$ 198,936	
13	Simulcasting Handle for the Month.....	\$ 2,540,242	
14	Promotional Gaming Credits Wagered for the Month.....	\$ 5,849,074	

Under penalties of perjury, I declare that I have examined this report, and to the best of my knowledge and belief, it is true and complete.

December 8, 2016

DATE



Betty J. Parker

Casino Controller 8038-11

TITLE (LICENSE NUMBER)

CAESARS ATLANTIC CITY
MONTHLY GROSS REVENUE REPORT
FOR THE MONTH OF NOVEMBER, 2016

CASINO WIN - CURRENT MONTH

Line (a)	Type of Game (b)	Authorized Units (c)	Win or (Loss) (d)	Drop/Handle (e)	Win or (Loss) Percentage (f)
1	Table and Other Games	137	\$ 6,001,804	\$ 49,255,764	12.2%
2	Poker	0	\$ -		
3	Slot Machines	1,854	\$ 15,309,335	\$ 169,953,717	9.0%
4	Total Casino Win		\$ 21,311,139		


GROSS REVENUE

5	Year-to-Date Table and Other Games and Poker Win	\$ 93,686,027	
6	Year-to-Date Slot Machine Win	\$ 178,656,585	
7	Year-to-Date Total Casino Win		\$ 272,342,612
8	Adjustments		\$ (282,780)
9	Year-To-Date Gross Revenue		\$ 272,059,832
10	Authorized Casino Square Footage - End of Month	115,225	
11	Authorized Simulcasting Square Footage - End of Month	-	
12	Simulcasting Revenue for the Month.....	\$ -	
13	Simulcasting Handle for the Month.....	\$ -	
14	Promotional Gaming Credits Wagered for the Month.....	\$ 2,611,952	

Under penalties of perjury, I declare that I have examined this report, and to the best of my knowledge and belief, it is true and complete.

December 09, 2016

 DATE



 Gail Myers

Operations Controller 3470-11

GOLDEN NUGGET

MONTHLY GROSS REVENUE REPORT

FOR THE MONTH OF NOVEMBER, 2016

CASINO WIN - CURRENT MONTH

Line (a)	Type of Game (b)	Authorized Units (c)	Win or (Loss) (d)	Drop/Handle (e)	Win or (Loss) Percentage (f)
1	Table and Other Games	83	\$ 4,794,226	\$ 24,149,592	19.9%
2	Poker	10	\$ 76,968		
3	Slot Machines	1,434	\$ 11,885,057	\$ 128,498,082	9.2%
4	Total Casino Win		\$ 16,756,251		

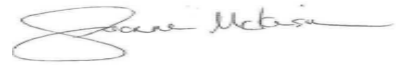
GROSS REVENUE

5	Year-to-Date Table and Other Games and Poker Win	\$ 53,677,831	
6	Year-to-Date Slot Machine Win	\$ 138,591,797	
7	Year-to-Date Total Casino Win	\$ 192,269,628	
8	Adjustments	\$ (11,400)	
9	Year-To-Date Gross Revenue	\$ 192,258,228	
10	Authorized Casino Square Footage - End of Month	78,957	
11	Authorized Simulcasting Square Footage - End of Month	-	
12	Simulcasting Revenue for the Month.....	\$ -	
13	Simulcasting Handle for the Month.....	\$ -	
14	Promotional Gaming Credits Wagered for the Month.....	\$ 2,707,401	

Under penalties of perjury, I declare that I have examined this report, and to the best of my knowledge and belief, it is true and complete.

December 7, 2016

DATE



Joanne McKensie

Director of Finance/Controller 1231.11

HARRAH'S RESORT ATLANTIC CITY

MONTHLY GROSS REVENUE REPORT

FOR THE MONTH OF November 2016

CASINO WIN - CURRENT MONTH

Line (a)	Type of Game (b)	Authorized Units (c)	Win or (Loss) (d)	Drop/Handle (e)	Win or (Loss) Percentage (f)
1	Table and Other Games	138	\$ 7,509,046	\$ 35,884,694	20.9%
2	Poker	40	\$ 283,514		
3	Slot Machines	2,179	\$ 23,025,322	\$ 272,107,939	8.5%
4	Total Casino Win		\$ 30,817,882		

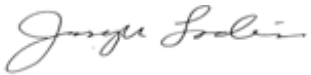
GROSS REVENUE

5	Year-to-Date Table and Other Games and Poker Win	\$ 84,971,445	
6	Year-to-Date Slot Machine Win	\$ 243,974,754	
7	Year-to-Date Total Casino Win	\$ 328,946,199	
8	Adjustments	\$ (406,558)	
9	Year-To-Date Gross Revenue	\$ 328,539,641	
10	Authorized Casino Square Footage - End of Month	155,195	
11	Authorized Simulcasting Square Footage - End of Month	-	
12	Simulcasting Revenue for the Month.....	\$ -	
13	Simulcasting Handle for the Month.....	\$ -	
14	Promotional Gaming Credits Wagered for the Month.....	\$ 3,602,009	

Under penalties of perjury, I declare that I have examined this report, and to the best of my knowledge and belief, it is true and complete.

December 7, 2016

DATE



Joseph Lodise
Vice President of Finance (008900-11)

TITLE (LICENSE NUMBER)

RESORTS CASINO HOTEL (DGMB CASINO LLC)

MONTHLY GROSS REVENUE REPORT

FOR THE MONTH OF NOVEMBER, 2016

CASINO WIN - CURRENT MONTH

Line (a)	Type of Game (b)	Authorized Units (c)	Win or (Loss) (d)	Drop/Handle (e)	Win or (Loss) Percentage (f)
1	Table and Other Games	73	\$ 2,944,494	\$ 18,528,681	15.9%
2	Poker	0	\$ -		
3	Slot Machines	1,556	\$ 9,671,912	\$ 109,683,571	8.8%
4	Total Casino Win		\$ 12,616,406		

GROSS REVENUE

5	Year-to-Date Table and Other Games and Poker Win	\$ 34,123,752	
6	Year-to-Date Slot Machine Win	\$ 124,773,780	
7	Year-to-Date Total Casino Win		\$ 158,897,532
8	Adjustments		\$ 2,850
9	Year-To-Date Gross Revenue		\$ 158,900,382
10	Authorized Casino Square Footage - End of Month	83,016	
11	Authorized Simulcasting Square Footage - End of Month	-	
12	Simulcasting Revenue for the Month.....	\$ -	
13	Simulcasting Handle for the Month.....	\$ -	
14	Promotional Gaming Credits Wagered for the Month.....	\$ 1,987,635	

Under penalties of perjury, I declare that I have examined this report, and to the best of my knowledge and belief, it is true and complete.

December 9, 2016

DATE



Walter Simon

Director Operational Accounting 3930-11

TITLE (LICENSE NUMBER)

TROPICANA CASINO & RESORT

MONTHLY GROSS REVENUE REPORT

FOR THE MONTH OF: NOVEMBER, 2016

CASINO WIN - CURRENT MONTH

Line (a)	Type of Game (b)	Authorized Units (c)	Win or (Loss) (d)	Drop/Handle (e)	Win or (Loss) Percentage (f)
1	Table and Other Games	109	\$ 4,096,440	\$ 29,608,693	13.8%
2	Poker	22	\$ 218,448		
3	Slot Machines	2,162	\$ 21,004,224	\$ 219,220,212	9.6%
4	Total Casino Win		\$ 25,319,112		


GROSS REVENUE

5	Year-to-Date Table and Other Games and Poker Win	\$ 57,433,355	
6	Year-to-Date Slot Machine Win	\$ 220,039,913	
7	Year-to-Date Total Casino Win		\$ 277,473,268
8	Adjustments		\$ -
9	Year-To-Date Gross Revenue		\$ 277,473,268
10	Authorized Casino Square Footage - End of Month	124,791	
11	Authorized Simulcasting Square Footage - End of Month	-	
12	Simulcasting Revenue for the Month.....	\$ -	
13	Simulcasting Handle for the Month.....	\$ -	
14	Promotional Gaming Credits Wagered for the Month.....	\$ 4,223,942	

Under penalties of perjury, I declare that I have examined this report, and to the best of my knowledge and belief, it is true and complete.

December 8, 2016

DATE



Jeff Bohrer

Casino Controller 7488-11