

# BALLY'S PARK PLACE, LLC

## MONTHLY GROSS REVENUE REPORT

FOR THE MONTH OF OCTOBER, 2017

### CASINO WIN - CURRENT MONTH

Line (a)	Type of Game (b)	Authorized Units (c)	Win or (Loss) (d)	Drop/Handle (e)	Win or (Loss) Percentage (f)
1	Table and Other Games	121	\$ 6,087,717	\$ 31,446,798	19.4%
2	Poker	42	\$ 240,463		
3	Slot Machines	1,775	\$ 10,492,904	\$ 119,009,413	8.8%
4	Total Casino Win		\$ 16,821,084		

### GROSS REVENUE

5	Year-to-Date Table and Other Games and Poker Win .....	\$ 60,663,889	
6	Year-to-Date Slot Machine Win .....	\$ 118,553,890	
7	Year-to-Date Total Casino Win .....		<b>\$ 179,217,779</b>
8	Adjustments .....		<b>\$ -</b>
9	Year-To-Date Gross Revenue .....		<b>\$ 179,217,779</b>
10	Authorized Casino Square Footage - End of Month .....	122,792	
11	Authorized Simulcasting Square Footage - End of Month .....	-	
12	Simulcasting Revenue for the Month.....	\$ -	
13	Simulcasting Handle for the Month.....	\$ -	
14	Promotional Gaming Credits Wagered for the Month.....	\$ 2,015,667	

Under penalties of perjury, I declare that I have examined this report, and to the best of my knowledge and belief, it is true and complete.

November 8, 2017  
\_\_\_\_\_  
DATE

*William Pangoras*  
\_\_\_\_\_  
WILLIAM PANGORAS  
  
OPERATIONS CONTROLLER (1792-11)  
\_\_\_\_\_  
TITLE (LICENSE NUMBER)

# BORGATA HOTEL CASINO & SPA

## MONTHLY GROSS REVENUE REPORT

FOR THE MONTH OF OCTOBER, 2017

### CASINO WIN - CURRENT MONTH

Line (a)	Type of Game (b)	Authorized Units (c)	Win or (Loss) (d)	Drop/Handle (e)	Win or (Loss) Percentage (f)
1	Table and Other Games	187	\$ 14,088,879	\$ 94,303,306	14.9%
2	Poker	79	\$ 1,136,827		
3	Slot Machines	3,030	\$ 39,999,707	\$ 483,114,857	8.3%
4	Total Casino Win		\$ 55,225,413		


### GROSS REVENUE

5	Year-to-Date Table and Other Games and Poker Win .....	\$ 208,604,660	
6	Year-to-Date Slot Machine Win .....	\$ 428,653,518	
7	Year-to-Date Total Casino Win .....		<b>\$ 637,258,178</b>
8	Adjustments .....		\$ -
9	Year-To-Date Gross Revenue .....		<b>\$ 637,258,178</b>
10	Authorized Casino Square Footage - End of Month .....	136,551	
11	Authorized Simulcasting Square Footage - End of Month .....	23,620	
12	Simulcasting Revenue for the Month.....	\$ 206,449	
13	Simulcasting Handle for the Month.....	\$ 2,405,539	
14	Promotional Gaming Credits Wagered for the Month.....	\$ 8,365,877	

Under penalties of perjury, I declare that I have examined this report, and to the best of my knowledge and belief, it is true and complete.

November 9, 2017

DATE



Betty J. Parker

Casino Controller 8038-11

TITLE (LICENSE NUMBER)

# CAESARS ATLANTIC CITY

## MONTHLY GROSS REVENUE REPORT

FOR THE MONTH OF OCTOBER, 2017

### CASINO WIN - CURRENT MONTH

Line (a)	Type of Game (b)	Authorized Units (c)	Win or (Loss) (d)	Drop/Handle (e)	Win or (Loss) Percentage (f)
1	Table and Other Games	137	\$ 9,099,016	\$ 43,634,228	20.9%
2	Poker	0	\$ -		
3	Slot Machines	1,853	\$ 16,623,288	\$ 189,046,230	8.8%
4	Total Casino Win		\$ 25,722,304		

### GROSS REVENUE

5	Year-to-Date Table and Other Games and Poker Win .....	\$ 104,668,948
6	Year-to-Date Slot Machine Win .....	\$ 173,725,780
7	Year-to-Date Total Casino Win .....	<b>\$ 278,394,728</b>
8	Adjustments .....	<b>\$ 2,206</b>
9	Year-To-Date Gross Revenue .....	<b>\$ 278,396,934</b>

10	Authorized Casino Square Footage - End of Month .....	115,225
11	Authorized Simulcasting Square Footage - End of Month .....	-
12	Simulcasting Revenue for the Month.....	\$ -
13	Simulcasting Handle for the Month.....	\$ -
14	Promotional Gaming Credits Wagered for the Month.....	\$ 2,979,718

Under penalties of perjury, I declare that I have examined this report, and to the best of my knowledge and belief, it is true and complete.

November 9, 2017

DATE



Gail Myers

OPERATIONS CONTROLLER 3470-11

TITLE (LICENSE NUMBER)

# GOLDEN NUGGET

## MONTHLY GROSS REVENUE REPORT

FOR THE MONTH OF OCTOBER, 2017

### CASINO WIN - CURRENT MONTH

Line (a)	Type of Game (b)	Authorized Units (c)	Win or (Loss) (d)	Drop/Handle (e)	Win or (Loss) Percentage (f)
1	Table and Other Games	82	\$ 5,250,662	\$ 25,120,164	20.9%
2	Poker	10	\$ 81,922		
3	Slot Machines	1,455	\$ 12,744,080	\$ 139,048,865	9.2%
4	Total Casino Win		\$ 18,076,664		

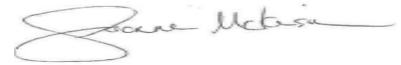
### GROSS REVENUE

5	Year-to-Date Table and Other Games and Poker Win .....	\$ 48,846,756	
6	Year-to-Date Slot Machine Win .....	\$ 134,835,066	
7	Year-to-Date Total Casino Win .....		<b>\$ 183,681,822</b>
8	Adjustments .....		<b>\$ (249,289)</b>
9	Year-To-Date Gross Revenue .....		<b>\$ 183,432,533</b>
10	Authorized Casino Square Footage - End of Month .....	78,957	
11	Authorized Simulcasting Square Footage - End of Month .....	-	
12	Simulcasting Revenue for the Month.....	\$ -	
13	Simulcasting Handle for the Month.....	\$ -	
14	Promotional Gaming Credits Wagered for the Month.....	\$ 2,962,453	

Under penalties of perjury, I declare that I have examined this report, and to the best of my knowledge and belief, it is true and complete.

November 8, 2017

DATE



Joanne McKensie

Director of Finance/Controller 1231.11

# HARRAH'S RESORT ATLANTIC CITY

## MONTHLY GROSS REVENUE REPORT

FOR THE MONTH OF OCTOBER, 2017

### CASINO WIN - CURRENT MONTH

Line (a)	Type of Game (b)	Authorized Units (c)	Win or (Loss) (d)	Drop/Handle (e)	Win or (Loss) Percentage (f)
1	Table and Other Games	133	\$ 7,776,348	\$ 36,209,571	21.5%
2	Poker	40	\$ 304,165		
3	Slot Machines	2,140	\$ 22,287,058	\$ 273,060,842	8.2%
4	Total Casino Win		\$ 30,367,571		

### GROSS REVENUE

5	Year-to-Date Table and Other Games and Poker Win .....	\$ 70,740,191	
6	Year-to-Date Slot Machine Win .....	\$ 235,252,979	
7	Year-to-Date Total Casino Win .....		<b>\$ 305,993,170</b>
8	Adjustments .....		<b>\$ -</b>
9	Year-To-Date Gross Revenue .....		<b>\$ 305,993,170</b>
10	Authorized Casino Square Footage - End of Month .....	156,284	
11	Authorized Simulcasting Square Footage - End of Month .....	-	
12	Simulcasting Revenue for the Month.....	\$ -	
13	Simulcasting Handle for the Month.....	\$ -	
14	Promotional Gaming Credits Wagered for the Month.....	\$ 3,748,314	

Under penalties of perjury, I declare that I have examined this report, and to the best of my knowledge and belief, it is true and complete.

November 7, 2017

DATE



Alicia Magee

Operations Controller (008714-11)

TITLE (LICENSE NUMBER)

# RESORTS CASINO HOTEL (DGMB CASINO LLC)

## MONTHLY GROSS REVENUE REPORT

FOR THE MONTH OF OCTOBER 2017

### CASINO WIN - CURRENT MONTH

Line (a)	Type of Game (b)	Authorized Units (c)	Win or (Loss) (d)	Drop/Handle (e)	Win or (Loss) Percentage (f)
1	Table and Other Games	76	\$ 3,005,420	\$ 21,046,769	14.3%
2	Poker	0	\$ -		
3	Slot Machines	1,486	\$ 11,960,811	\$ 127,680,503	9.4%
4	Total Casino Win		\$ 14,966,231		

### GROSS REVENUE

5	Year-to-Date Table and Other Games and Poker Win .....	\$ 36,311,853	
6	Year-to-Date Slot Machine Win .....	\$ 125,339,508	
7	Year-to-Date Total Casino Win .....		<b>\$ 161,651,361</b>
8	Adjustments .....		<b>\$ 5,249</b>
9	Year-To-Date Gross Revenue .....		<b>\$ 161,656,610</b>
10	Authorized Casino Square Footage - End of Month .....	82,877	
11	Authorized Simulcasting Square Footage - End of Month .....	-	
12	Simulcasting Revenue for the Month.....	\$ -	
13	Simulcasting Handle for the Month.....	\$ -	
14	Promotional Gaming Credits Wagered for the Month.....	\$ 2,631,377	

Under penalties of perjury, I declare that I have examined this report, and to the best of my knowledge and belief, it is true and complete.

November 8, 2017

DATE



Walter Simon

Director Operational Accounting 3930-11

TITLE (LICENSE NUMBER)

# TROPICANA CASINO & RESORT

## MONTHLY GROSS REVENUE REPORT

FOR THE MONTH OF OCTOBER, 2017

**CASINO WIN - CURRENT MONTH**

**AMENDED 5/15/18**

Line (a)	Type of Game (b)	Authorized Units (c)	Win or (Loss) (d)	Drop/Handle (e)	Win or (Loss) Percentage (f)
1	Table and Other Games	106	\$ 3,235,699	\$ 30,131,291	10.7%
2	Poker	18	\$ 184,179		
3	Slot Machines	2,236	\$ 21,219,311	\$ 222,182,341	9.6%
4	Total Casino Win		\$ 24,639,189		

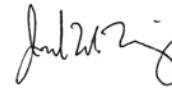
**GROSS REVENUE**

5	Year-to-Date Table and Other Games and Poker Win .....	\$ 56,134,728	
6	Year-to-Date Slot Machine Win .....	\$ 239,015,454	
7	Year-to-Date Total Casino Win .....		<b>\$ 295,150,182</b>
8	Adjustments .....		<b>\$ 54,701</b>
9	Year-To-Date Gross Revenue .....		<b>\$ 295,204,883</b>
10	Authorized Casino Square Footage - End of Month .....	124,791	
11	Authorized Simulcasting Square Footage - End of Month .....	-	
12	Simulcasting Revenue for the Month.....	\$ -	
13	Simulcasting Handle for the Month.....	\$ -	
14	Promotional Gaming Credits Wagered for the Month.....	\$ 4,062,633	

Under penalties of perjury, I declare that I have examined this report, and to the best of my knowledge and belief, it is true and complete.

May 15, 2018

DATE



JOE UHING

CASINO CONTROLLER 2835-11