

BALLY'S PARK PLACE, LLC

MONTHLY GROSS REVENUE REPORT

FOR THE MONTH OF NOVEMBER, 2017

CASINO WIN - CURRENT MONTH

Line (a)	Type of Game (b)	Authorized Units (c)	Win or (Loss) (d)	Drop/Handle (e)	Win or (Loss) Percentage (f)
1	Table and Other Games	121	\$ 5,360,691	\$ 29,755,437	18.0%
2	Poker	42	\$ 236,065		
3	Slot Machines	1,772	\$ 9,924,489	\$ 107,879,003	9.2%
4	Total Casino Win		\$ 15,521,245		


GROSS REVENUE

5	Year-to-Date Table and Other Games and Poker Win	\$ 66,260,645	
6	Year-to-Date Slot Machine Win	\$ 128,478,379	
7	Year-to-Date Total Casino Win		\$ 194,739,024
8	Adjustments		\$ -
9	Year-To-Date Gross Revenue		\$ 194,739,024
10	Authorized Casino Square Footage - End of Month	122,792	
11	Authorized Simulcasting Square Footage - End of Month	-	
12	Simulcasting Revenue for the Month.....	\$ -	
13	Simulcasting Handle for the Month.....	\$ -	
14	Promotional Gaming Credits Wagered for the Month.....	\$ 1,645,320	

Under penalties of perjury, I declare that I have examined this report, and to the best of my knowledge and belief, it is true and complete.

December 7, 2017

DATE



KAREN WORMAN

VP OF FINANCE (6320-11)

TITLE (LICENSE NUMBER)

BORGATA HOTEL CASINO & SPA

MONTHLY GROSS REVENUE REPORT

FOR THE MONTH OF NOVEMBER, 2017

CASINO WIN - CURRENT MONTH

Line (a)	Type of Game (b)	Authorized Units (c)	Win or (Loss) (d)	Drop/Handle (e)	Win or (Loss) Percentage (f)
1	Table and Other Games	187	\$ 17,635,740	\$ 108,978,794	16.2%
2	Poker	93	\$ 1,651,803		
3	Slot Machines	3,030	\$ 40,737,615	\$ 490,015,362	8.3%
4	Total Casino Win		\$ 60,025,158		

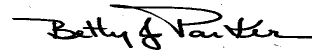
GROSS REVENUE

5	Year-to-Date Table and Other Games and Poker Win	\$ 227,892,203	
6	Year-to-Date Slot Machine Win	\$ 469,391,133	
7	Year-to-Date Total Casino Win		\$ 697,283,336
8	Adjustments		\$ -
9	Year-To-Date Gross Revenue		\$ 697,283,336
10	Authorized Casino Square Footage - End of Month	136,551	
11	Authorized Simulcasting Square Footage - End of Month	23,620	
12	Simulcasting Revenue for the Month.....	\$ 226,010	
13	Simulcasting Handle for the Month.....	\$ 2,873,629	
14	Promotional Gaming Credits Wagered for the Month.....	\$ 6,846,128	

Under penalties of perjury, I declare that I have examined this report, and to the best of my knowledge and belief, it is true and complete.

December 8, 2017

DATE



Betty J. Parker

Casino Controller 8038-11

TITLE (LICENSE NUMBER)

CAESARS ATLANTIC CITY

MONTHLY GROSS REVENUE REPORT

FOR THE MONTH OF NOVEMBER, 2017

CASINO WIN - CURRENT MONTH

Line (a)	Type of Game (b)	Authorized Units (c)	Win or (Loss) (d)	Drop/Handle (e)	Win or (Loss) Percentage (f)
1	Table and Other Games	137	\$ 7,397,127	\$ 43,099,991	17.2%
2	Poker	0	\$ -		
3	Slot Machines	1,853	\$ 15,551,564	\$ 171,874,071	9.0%
4	Total Casino Win		\$ 22,948,691		

GROSS REVENUE

5	Year-to-Date Table and Other Games and Poker Win	\$ 112,066,075	
6	Year-to-Date Slot Machine Win	\$ 189,277,344	
7	Year-to-Date Total Casino Win		\$ 301,343,419
8	Adjustments		\$ 2,376
9	Year-To-Date Gross Revenue		\$ 301,345,795
10	Authorized Casino Square Footage - End of Month	115,225	
11	Authorized Simulcasting Square Footage - End of Month	-	
12	Simulcasting Revenue for the Month.....	\$ -	
13	Simulcasting Handle for the Month.....	\$ -	
14	Promotional Gaming Credits Wagered for the Month.....	\$ 2,471,265	

Under penalties of perjury, I declare that I have examined this report, and to the best of my knowledge and belief, it is true and complete.

December 7, 2017

DATE



Gail Myers

OPERATIONS CONTROLLER(3470-11)

TITLE (LICENSE NUMBER)

GOLDEN NUGGET

MONTHLY GROSS REVENUE REPORT

FOR THE MONTH OF NOVEMBER, 2017

CASINO WIN - CURRENT MONTH

Line (a)	Type of Game (b)	Authorized Units (c)	Win or (Loss) (d)	Drop/Handle (e)	Win or (Loss) Percentage (f)
1	Table and Other Games	82	\$ 5,686,268	\$ 27,156,496	20.9%
2	Poker	10	\$ 85,551		
3	Slot Machines	1,455	\$ 11,709,794	\$ 132,301,391	8.9%
4	Total Casino Win		\$ 17,481,613		

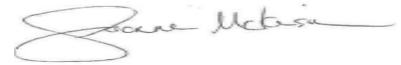
GROSS REVENUE

5	Year-to-Date Table and Other Games and Poker Win	\$ 54,618,575	
6	Year-to-Date Slot Machine Win	\$ 146,544,860	
7	Year-to-Date Total Casino Win		\$ 201,163,435
8	Adjustments		\$ (249,289)
9	Year-To-Date Gross Revenue		\$ 200,914,146
10	Authorized Casino Square Footage - End of Month	78,957	
11	Authorized Simulcasting Square Footage - End of Month	-	
12	Simulcasting Revenue for the Month.....	\$ -	
13	Simulcasting Handle for the Month.....	\$ -	
14	Promotional Gaming Credits Wagered for the Month.....	\$ 2,816,662	

Under penalties of perjury, I declare that I have examined this report, and to the best of my knowledge and belief, it is true and complete.

December 7, 2017

DATE



Joanne McKensie

Director of Finance/Controller 1231.11

HARRAH'S RESORT ATLANTIC CITY

MONTHLY GROSS REVENUE REPORT

FOR THE MONTH OF NOVEMBER, 2017

CASINO WIN - CURRENT MONTH

Line (a)	Type of Game (b)	Authorized Units (c)	Win or (Loss) (d)	Drop/Handle (e)	Win or (Loss) Percentage (f)
1	Table and Other Games	133	\$ 5,548,101	\$ 35,989,675	15.4%
2	Poker	40	\$ 293,996		
3	Slot Machines	2,138	\$ 22,621,646	\$ 267,821,605	8.4%
4	Total Casino Win		\$ 28,463,743		

GROSS REVENUE

5	Year-to-Date Table and Other Games and Poker Win	\$ 76,582,288	
6	Year-to-Date Slot Machine Win	\$ 257,874,625	
7	Year-to-Date Total Casino Win		\$ 334,456,913
8	Adjustments		\$ 150
9	Year-To-Date Gross Revenue		\$ 334,457,063
10	Authorized Casino Square Footage - End of Month	156,284	
11	Authorized Simulcasting Square Footage - End of Month	-	
12	Simulcasting Revenue for the Month.....	\$ -	
13	Simulcasting Handle for the Month.....	\$ -	
14	Promotional Gaming Credits Wagered for the Month.....	\$ 3,321,436	

Under penalties of perjury, I declare that I have examined this report, and to the best of my knowledge and belief, it is true and complete.

December 7, 2017

DATE

Alicia Magee

Alicia Magee

Operations Controller (008714-11)

TITLE (LICENSE NUMBER)

RESORTS CASINO HOTEL (DGMB CASINO LLC)

MONTHLY GROSS REVENUE REPORT

FOR THE MONTH OF NOVEMBER 2017

CASINO WIN - CURRENT MONTH

Line (a)	Type of Game (b)	Authorized Units (c)	Win or (Loss) (d)	Drop/Handle (e)	Win or (Loss) Percentage (f)
1	Table and Other Games	76	\$ 4,524,416	\$ 23,542,871	19.2%
2	Poker	0	\$ -		
3	Slot Machines	1,487	\$ 10,438,208	\$ 116,290,216	9.0%
4	Total Casino Win		\$ 14,962,624		

GROSS REVENUE

5	Year-to-Date Table and Other Games and Poker Win	\$ 40,836,269	
6	Year-to-Date Slot Machine Win	\$ 135,777,716	
7	Year-to-Date Total Casino Win		\$ 176,613,985
8	Adjustments		\$ 5,249
9	Year-To-Date Gross Revenue		\$ 176,619,234
10	Authorized Casino Square Footage - End of Month	82,877	
11	Authorized Simulcasting Square Footage - End of Month	-	
12	Simulcasting Revenue for the Month.....	\$ -	
13	Simulcasting Handle for the Month.....	\$ -	
14	Promotional Gaming Credits Wagered for the Month.....	\$ 2,049,517	

Under penalties of perjury, I declare that I have examined this report, and to the best of my knowledge and belief, it is true and complete.

December 8, 2017

DATE



Walter Simon

Director Operational Accounting 3930-11

TITLE (LICENSE NUMBER)

TROPICANA CASINO & RESORT

MONTHLY GROSS REVENUE REPORT

FOR THE MONTH OF NOVEMBER, 2017

CASINO WIN - CURRENT MONTH

AMENDED 5/15/18

Line (a)	Type of Game (b)	Authorized Units (c)	Win or (Loss) (d)	Drop/Handle (e)	Win or (Loss) Percentage (f)
1	Table and Other Games	110	\$ 5,368,961	\$ 30,139,109	17.8%
2	Poker	0	\$ 187,929		
3	Slot Machines	2,300	\$ 20,865,085	\$ 215,226,687	9.7%
4	Total Casino Win		\$ 26,421,975		

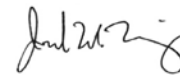
GROSS REVENUE

5	Year-to-Date Table and Other Games and Poker Win	\$ 61,691,618	
6	Year-to-Date Slot Machine Win	\$ 259,880,539	
7	Year-to-Date Total Casino Win		\$ 321,572,157
8	Adjustments		\$ 54,701
9	Year-To-Date Gross Revenue		\$ 321,626,858
10	Authorized Casino Square Footage - End of Month	124,791	
11	Authorized Simulcasting Square Footage - End of Month	-	
12	Simulcasting Revenue for the Month.....	\$ -	
13	Simulcasting Handle for the Month.....	\$ -	
14	Promotional Gaming Credits Wagered for the Month.....	\$ 3,825,297	

Under penalties of perjury, I declare that I have examined this report, and to the best of my knowledge and belief, it is true and complete.

May 15, 2018

DATE



Joseph Uhing

Casino Controller 2835-11