

BALLY'S PARK PLACE, LLC

MONTHLY GROSS REVENUE REPORT

FOR THE MONTH OF JULY, 2019

CASINO WIN - CURRENT MONTH

Line (a)	Type of Game (b)	Authorized Units (c)	Win or (Loss) (d)	Drop/Handle (e)	Win or (Loss) Percentage (f)
1	Table and Other Games	122	\$ 4,441,843	\$ 28,456,588	15.6%
2	Poker	42	\$ 198,419		
3	Slot Machines	1,787	\$ 13,115,399	\$ 139,460,352	9.4%
4	Total Casino Win		\$ 17,755,661		

GROSS REVENUE

5	Year-to-Date Table and Other Games and Poker Win	\$ 30,340,613	
6	Year-to-Date Slot Machine Win	\$ 72,971,595	
7	Year-to-Date Total Casino Win	\$ 103,312,208	
8	Adjustments	\$ -	
9	Year-To-Date Gross Revenue	\$ 103,312,208	
10	Authorized Casino Square Footage - End of Month	127,247	
11	Authorized Simulcasting Square Footage - End of Month	-	
12	Simulcasting Revenue for the Month.....	\$ -	
13	Simulcasting Handle for the Month.....	\$ -	
14	Promotional Gaming Credits Wagered for the Month.....	\$ 1,980,788	

Under penalties of perjury, I declare that I have examined this report, and to the best of my knowledge and belief, it is true and complete.

8/8/2019

DATE



NIEL CAFONE

OPERATIONS CONTROLLER (1861-11)
TITLE (LICENSE NUMBER)

BORGATA HOTEL CASINO & SPA

MONTHLY GROSS REVENUE REPORT

FOR THE MONTH OF JULY, 2019

CASINO WIN - CURRENT MONTH

Line (a)	Type of Game (b)	Authorized Units (c)	Win or (Loss) (d)	Drop/Handle (e)	Win or (Loss) Percentage (f)
1	Table and Other Games	183	\$ 30,066,133	\$ 131,212,216	22.9%
2	Poker	92	\$ 1,786,829		
3	Slot Machines	2,852	\$ 48,916,542	\$ 581,748,577	8.4%
4	Total Casino Win		\$ 80,769,504		


GROSS REVENUE

5	Year-to-Date Table and Other Games and Poker Win	\$ 135,614,480	
6	Year-to-Date Slot Machine Win	\$ 279,052,333	
7	Year-to-Date Total Casino Win		\$ 414,666,813
8	Adjustments		\$ -
9	Year-To-Date Gross Revenue		\$ 414,666,813
10	Authorized Casino Square Footage - End of Month	136,771	
11	Authorized Simulcasting Square Footage - End of Month	23,620	
12	Simulcasting Revenue for the Month.....	\$ 205,984	
13	Simulcasting Handle for the Month.....	\$ 2,437,043	
14	Promotional Gaming Credits Wagered for the Month.....	\$ 8,836,918	

Under penalties of perjury, I declare that I have examined this report, and to the best of my knowledge and belief, it is true and complete.

August 8, 2019

DATE



Betty J. Parker

Casino Controller 8038-11

TITLE (LICENSE NUMBER)

CAESARS ATLANTIC CITY

MONTHLY GROSS REVENUE REPORT

FOR THE MONTH OF JULY, 2019

CASINO WIN - CURRENT MONTH

Line (a)	Type of Game (b)	Authorized Units (c)	Win or (Loss) (d)	Drop/Handle (e)	Win or (Loss) Percentage (f)
1	Table and Other Games	129	\$ 6,439,516	\$ 53,363,504	12.1%
2	Poker	0	\$ -		
3	Slot Machines	1,896	\$ 18,469,571	\$ 200,160,664	9.2%
4	Total Casino Win		\$ 24,909,087		

GROSS REVENUE

5	Year-to-Date Table and Other Games and Poker Win	\$ 47,606,478
6	Year-to-Date Slot Machine Win	\$ 104,966,663
7	Year-to-Date Total Casino Win	<u>\$ 152,573,141</u>
8	Adjustments	<u>\$ -</u>
9	Year-To-Date Gross Revenue	<u>\$ 152,573,141</u>
10	Authorized Casino Square Footage - End of Month	115,924
11	Authorized Simulcasting Square Footage - End of Month	-
12	Simulcasting Revenue for the Month.....	\$ -
13	Simulcasting Handle for the Month.....	\$ -
14	Promotional Gaming Credits Wagered for the Month.....	\$ 2,696,269

Under penalties of perjury, I declare that I have examined this report, and to the best of my knowledge and belief, it is true and complete.

August 10, 2019

DATE



Angela Bianchini

OPERATIONS CONTROLLER(8454-11)
TITLE (LICENSE NUMBER)

GOLDEN NUGGET

MONTHLY GROSS REVENUE REPORT

FOR THE MONTH OF JULY, 2019

CASINO WIN - CURRENT MONTH

Line (a)	Type of Game (b)	Authorized Units (c)	Win or (Loss) (d)	Drop/Handle (e)	Win or (Loss) Percentage (f)
1	Table and Other Games	83	\$ 5,124,856	\$ 26,710,700	19.2%
2	Poker	9	\$ 100,999		
3	Slot Machines	1,430	\$ 14,215,470	\$ 155,135,698	9.2%
4	Total Casino Win		\$ 19,441,325		

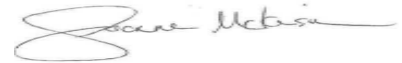
GROSS REVENUE

5	Year-to-Date Table and Other Games and Poker Win	\$ 29,370,092
6	Year-to-Date Slot Machine Win	\$ 86,629,957
7	Year-to-Date Total Casino Win	\$ 116,000,049
8	Adjustments	\$ -
9	Year-To-Date Gross Revenue	\$ 116,000,049
10	Authorized Casino Square Footage - End of Month	78,464
11	Authorized Simulcasting Square Footage - End of Month	-
12	Simulcasting Revenue for the Month.....	\$ -
13	Simulcasting Handle for the Month.....	\$ -
14	Promotional Gaming Credits Wagered for the Month.....	\$ 3,363,246

Under penalties of perjury, I declare that I have examined this report, and to the best of my knowledge and belief, it is true and complete.

August 7, 2019

DATE



Joanne McKensie

Director of Finance/Controller 1231.11

HARD ROCK ATLANTIC CITY

MONTHLY GROSS REVENUE REPORT

FOR THE MONTH OF JULY, 2019

CASINO WIN - CURRENT MONTH

Line (a)	Type of Game (b)	Authorized Units (c)	Win or (Loss) (d)	Drop/Handle (e)	Win or (Loss) Percentage (f)
1	Table and Other Games	147	\$ 15,379,021	\$ 83,711,799	18.4%
2	Poker	0	\$ -		
3	Slot Machines	2,133	\$ 23,330,120	\$ 247,349,795	9.4%
4	Total Casino Win		\$ 38,709,141		

GROSS REVENUE

5	Year-to-Date Table and Other Games and Poker Win	\$ 60,120,106	
6	Year-to-Date Slot Machine Win	\$ 121,997,019	
7	Year-to-Date Total Casino Win	\$ 182,117,125	
8	Adjustments	\$ -	
9	Year-To-Date Gross Revenue	\$ 182,117,125	
10	Authorized Casino Square Footage - End of Month	122,771	
11	Authorized Simulcasting Square Footage - End of Month	-	
12	Simulcasting Revenue for the Month.....	\$ -	
13	Simulcasting Handle for the Month.....	\$ -	
14	Promotional Gaming Credits Wagered for the Month.....	\$ 6,051,112	

Under penalties of perjury, I declare that I have examined this report, and to the best of my knowledge and belief, it is true and complete.

August 7, 2019

DATE



FRANK POLLOCK

CASINO CONTROLLER 9869-11
TITLE (LICENSE NUMBER)

HARRAH'S RESORT ATLANTIC CITY

MONTHLY GROSS REVENUE REPORT

FOR THE MONTH OF JULY 2019

CASINO WIN - CURRENT MONTH

Line (a)	Type of Game (b)	Authorized Units (c)	Win or (Loss) (d)	Drop/Handle (e)	Win or (Loss) Percentage (f)
1	Table and Other Games	133	\$ 6,961,690	\$ 35,015,264	19.9%
2	Poker	37	\$ 237,167		
3	Slot Machines	2,051	\$ 22,548,481	\$ 269,005,150	8.4%
4	Total Casino Win		\$ 29,747,338		


GROSS REVENUE

5	Year-to-Date Table and Other Games and Poker Win	\$ 43,721,361	
6	Year-to-Date Slot Machine Win	\$ 135,383,154	
7	Year-to-Date Total Casino Win	\$ 179,104,515	
8	Adjustments	\$ -	
9	Year-To-Date Gross Revenue	\$ 179,104,515	
10	Authorized Casino Square Footage - End of Month	156,284	
11	Authorized Simulcasting Square Footage - End of Month	-	
12	Simulcasting Revenue for the Month.....	\$ -	
13	Simulcasting Handle for the Month.....	\$ -	
14	Promotional Gaming Credits Wagered for the Month.....	\$ 2,848,308	

Under penalties of perjury, I declare that I have examined this report, and to the best of my knowledge and belief, it is true and complete.

August 7, 2019

DATE



ALICIA MAGEE

Operations Controller (008714-11)

TITLE (LICENSE NUMBER)

OCEAN CASINO RESORT AC

MONTHLY GROSS REVENUE REPORT

FOR THE MONTH OF JULY 2019

CASINO WIN - CURRENT MONTH

Line (a)	Type of Game (b)	Authorized Units (c)	Win or (Loss) (d)	Drop/Handle (e)	Win or (Loss) Percentage (f)
1	Table and Other Games	115	\$ 3,515,386	\$ 45,191,733	7.8%
2	Poker	8	\$ 145,900		
3	Slot Machines	1,883	\$ 15,540,009	\$ 159,907,811	9.7%
4	Total Casino Win		\$ 19,201,295		

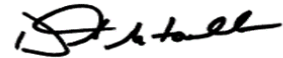
GROSS REVENUE

5	Year-to-Date Table and Other Games and Poker Win	\$ 33,575,447	
6	Year-to-Date Slot Machine Win	\$ 78,596,283	
7	Year-to-Date Total Casino Win		\$ 112,171,730
8	Adjustments		\$ 14,400
9	Year-To-Date Gross Revenue		\$ 112,186,130
10	Authorized Casino Square Footage - End of Month	132,185	
11	Authorized Simulcasting Square Footage - End of Month	-	
12	Simulcasting Revenue for the Month.....	\$ -	
13	Simulcasting Handle for the Month.....	\$ -	
14	Promotional Gaming Credits Wagered for the Month.....	\$ 3,717,902	

Under penalties of perjury, I declare that I have examined this report, and to the best of my knowledge and belief, it is true and complete.

8/8/2019

DATE



Daniel McFadden

Casino Controller (7167-11)

Title (License #)

RESORTS CASINO HOTEL (DGMB CASINO LLC)

MONTHLY GROSS REVENUE REPORT

FOR THE MONTH OF JULY 2019

CASINO WIN - CURRENT MONTH

Line (a)	Type of Game (b)	Authorized Units (c)	Win or (Loss) (d)	Drop/Handle (e)	Win or (Loss) Percentage (f)
1	Table and Other Games	74	\$ 3,947,356	\$ 28,000,292	14.1%
2	Poker	0	\$ -		
3	Slot Machines	1,437	\$ 13,667,836	\$ 142,067,383	9.6%
4	Total Casino Win		\$ 17,615,192		

GROSS REVENUE

5	Year-to-Date Table and Other Games and Poker Win	\$ 26,464,819
6	Year-to-Date Slot Machine Win	\$ 77,945,277
7	Year-to-Date Total Casino Win	\$ 104,410,096
8	Adjustments	\$ -
9	Year-To-Date Gross Revenue	\$ 104,410,096
10	Authorized Casino Square Footage - End of Month	79,009
11	Authorized Simulcasting Square Footage - End of Month	-
12	Simulcasting Revenue for the Month.....	\$ -
13	Simulcasting Handle for the Month.....	\$ -
14	Promotional Gaming Credits Wagered for the Month.....	\$ 2,614,105

Under penalties of perjury, I declare that I have examined this report, and to the best of my knowledge and belief, it is true and complete.

August 9, 2019

DATE



Jeff Bohrer

Director Operational Accounting 7488-11

TITLE (LICENSE NUMBER)

TROPICANA CASINO & RESORT

MONTHLY GROSS REVENUE REPORT

FOR THE MONTH OF JULY, 2019

CASINO WIN - CURRENT MONTH

Line (a)	Type of Game (b)	Authorized Units (c)	Win or (Loss) (d)	Drop/Handle (e)	Win or (Loss) Percentage (f)
1	Table and Other Games	107	\$ 5,304,451	\$ 33,494,335	15.8%
2	Poker	18	\$ 190,444		
3	Slot Machines	2,322	\$ 23,542,399	\$ 237,610,959	9.9%
4	Total Casino Win		\$ 29,037,294		

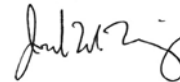
GROSS REVENUE

5	Year-to-Date Table and Other Games and Poker Win	\$ 33,990,418	
6	Year-to-Date Slot Machine Win	\$ 142,452,207	
7	Year-to-Date Total Casino Win	\$ 176,442,625	
8	Adjustments	\$ -	
9	Year-To-Date Gross Revenue	\$ 176,442,625	
10	Authorized Casino Square Footage - End of Month	121,909	
11	Authorized Simulcasting Square Footage - End of Month	-	
12	Simulcasting Revenue for the Month.....	\$ -	
13	Simulcasting Handle for the Month.....	\$ -	
14	Promotional Gaming Credits Wagered for the Month.....	\$ 3,967,422	

Under penalties of perjury, I declare that I have examined this report, and to the best of my knowledge and belief, it is true and complete.

August 10, 2019

DATE



Joseph Uhing

Casino Controller 2835-11