

**BALLY'S PARK PLACE, LLC**  
**MONTHLY GROSS REVENUE REPORT**  
**FOR THE MONTH OF SEPTEMBER, 2019**

**CASINO WIN - CURRENT MONTH**


Line (a)	Type of Game (b)	Authorized Units (c)	Win or (Loss) (d)	Drop/Handle (e)	Win or (Loss) Percentage (f)
1	Table and Other Games	122	\$ 4,117,781	\$ 22,993,839	17.9%
2	Poker	42	\$ 194,702		
3	Slot Machines	1,787	\$ 10,260,757	\$ 107,402,477	9.6%
4	Total Casino Win		\$ 14,573,240		

**GROSS REVENUE**

5	Year-to-Date Table and Other Games and Poker Win .....	\$ 39,333,601	
6	Year-to-Date Slot Machine Win .....	\$ 97,308,475	
7	Year-to-Date Total Casino Win .....		<b>\$ 136,642,076</b>
8	Adjustments .....		<b>\$ -</b>
9	Year-To-Date Gross Revenue .....		<b>\$ 136,642,076</b>
10	Authorized Casino Square Footage - End of Month .....	127,247	
11	Authorized Simulcasting Square Footage - End of Month .....	-	
12	Simulcasting Revenue for the Month.....	\$ -	
13	Simulcasting Handle for the Month.....	\$ -	
14	Promotional Gaming Credits Wagered for the Month.....	\$ 1,623,516	

Under penalties of perjury, I declare that I have examined this report, and to the best of my knowledge and belief, it is true and complete.

10/7/2019  
 \_\_\_\_\_  
 DATE

  
 \_\_\_\_\_  
 NIEL CAFONE  
 OPERATIONS CONTROLLER (1861-11)  
 \_\_\_\_\_  
 TITLE (LICENSE NUMBER)

# BORGATA HOTEL CASINO & SPA

## MONTHLY GROSS REVENUE REPORT

FOR THE MONTH OF SEPTEMBER, 2019

### CASINO WIN - CURRENT MONTH

Line (a)	Type of Game (b)	Authorized Units (c)	Win or (Loss) (d)	Drop/Handle (e)	Win or (Loss) Percentage (f)
1	Table and Other Games	187	\$ 16,998,677	\$ 101,684,875	16.7%
2	Poker	123	\$ 2,015,755		
3	Slot Machines	2,852	\$ 38,431,982	\$ 445,332,646	8.6%
4	Total Casino Win		\$ 57,446,414		


### GROSS REVENUE

5	Year-to-Date Table and Other Games and Poker Win .....	\$ 174,652,386	
6	Year-to-Date Slot Machine Win .....	\$ 369,386,786	
7	Year-to-Date Total Casino Win .....	<b>\$ 544,039,172</b>	
8	Adjustments .....	<b>\$ 850</b>	
9	Year-To-Date Gross Revenue .....	<b>\$ 544,040,022</b>	
10	Authorized Casino Square Footage - End of Month .....	136,771	
11	Authorized Simulcasting Square Footage - End of Month .....	23,620	
12	Simulcasting Revenue for the Month.....	\$ 184,098	
13	Simulcasting Handle for the Month.....	\$ 2,190,349	
14	Promotional Gaming Credits Wagered for the Month.....	\$ 7,080,176	

Under penalties of perjury, I declare that I have examined this report, and to the best of my knowledge and belief, it is true and complete.

October 7, 2019

DATE



Betty J. Parker

Casino Controller 8038-11

TITLE (LICENSE NUMBER)

# CAESARS ATLANTIC CITY

## MONTHLY GROSS REVENUE REPORT

FOR THE MONTH OF SEPTEMBER, 2019

### CASINO WIN - CURRENT MONTH

Line (a)	Type of Game (b)	Authorized Units (c)	Win or (Loss) (d)	Drop/Handle (e)	Win or (Loss) Percentage (f)
1	Table and Other Games	129	\$ 3,876,173	\$ 42,932,784	9.0%
2	Poker	0	\$ -		
3	Slot Machines	1,892	\$ 15,439,402	\$ 166,762,059	9.3%
4	Total Casino Win		\$ 19,315,575		

### GROSS REVENUE

5	Year-to-Date Table and Other Games and Poker Win .....	\$ 61,579,074
6	Year-to-Date Slot Machine Win .....	\$ 141,230,277
7	Year-to-Date Total Casino Win .....	<b>\$ 202,809,351</b>
8	Adjustments .....	\$ -
9	Year-To-Date Gross Revenue .....	<b>\$ 202,809,351</b>

10	Authorized Casino Square Footage - End of Month .....	115,924
11	Authorized Simulcasting Square Footage - End of Month .....	-
12	Simulcasting Revenue for the Month.....	\$ -
13	Simulcasting Handle for the Month.....	\$ -
14	Promotional Gaming Credits Wagered for the Month.....	\$ 2,284,543

Under penalties of perjury, I declare that I have examined this report, and to the best of my knowledge and belief, it is true and complete.

October 8, 2019

DATE



Angela Bianchini

OPERATIONS CONTROLLER(8454-11)

TITLE (LICENSE NUMBER)

# GOLDEN NUGGET

## MONTHLY GROSS REVENUE REPORT

FOR THE MONTH OF SEPTEMBER, 2019

### CASINO WIN - CURRENT MONTH

Line (a)	Type of Game (b)	Authorized Units (c)	Win or (Loss) (d)	Drop/Handle (e)	Win or (Loss) Percentage (f)
1	Table and Other Games	80	\$ 3,838,115	\$ 21,588,578	17.8%
2	Poker	9	\$ 90,858		
3	Slot Machines	1,435	\$ 12,262,596	\$ 133,192,621	9.2%
4	Total Casino Win		\$ 16,191,569		

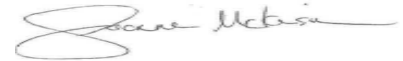
### GROSS REVENUE

5	Year-to-Date Table and Other Games and Poker Win .....	\$ 39,170,699
6	Year-to-Date Slot Machine Win .....	\$ 113,704,935
7	Year-to-Date Total Casino Win .....	<b>\$ 152,875,634</b>
8	Adjustments .....	\$ -
9	Year-To-Date Gross Revenue .....	<b>\$ 152,875,634</b>
10	Authorized Casino Square Footage - End of Month .....	78,464
11	Authorized Simulcasting Square Footage - End of Month .....	-
12	Simulcasting Revenue for the Month.....	\$ -
13	Simulcasting Handle for the Month.....	\$ -
14	Promotional Gaming Credits Wagered for the Month.....	\$ 2,889,957

Under penalties of perjury, I declare that I have examined this report, and to the best of my knowledge and belief, it is true and complete.

October 7, 2019

DATE



Joanne McKensie

Director of Finance/Controller 1231.11

# HARD ROCK ATLANTIC CITY

## MONTHLY GROSS REVENUE REPORT

FOR THE MONTH OF SEPTEMBER, 2019

### CASINO WIN - CURRENT MONTH

Line (a)	Type of Game (b)	Authorized Units (c)	Win or (Loss) (d)	Drop/Handle (e)	Win or (Loss) Percentage (f)
1	Table and Other Games	147	\$ 10,728,427	\$ 54,202,935	19.8%
2	Poker	0	\$ -		
3	Slot Machines	2,133	\$ 18,855,724	\$ 201,358,347	9.4%
4	Total Casino Win		\$ 29,584,151		

### GROSS REVENUE

5	Year-to-Date Table and Other Games and Poker Win .....	\$ 84,476,215	
6	Year-to-Date Slot Machine Win .....	\$ 165,681,303	
7	Year-to-Date Total Casino Win .....	<b>\$ 250,157,518</b>	
8	Adjustments .....	\$ -	
9	Year-To-Date Gross Revenue .....	<b>\$ 250,157,518</b>	
10	Authorized Casino Square Footage - End of Month .....	122,771	
11	Authorized Simulcasting Square Footage - End of Month .....	-	
12	Simulcasting Revenue for the Month.....	\$ -	
13	Simulcasting Handle for the Month.....	\$ -	
14	Promotional Gaming Credits Wagered for the Month.....	\$ 4,914,980	

Under penalties of perjury, I declare that I have examined this report, and to the best of my knowledge and belief, it is true and complete.

October 4, 2019

DATE



FRANK POLLOCK

CASINO CONTROLLER 9869-11

TITLE (LICENSE NUMBER)

# HARRAH'S RESORT ATLANTIC CITY

## MONTHLY GROSS REVENUE REPORT

FOR THE MONTH OF SEPTEMBER, 2019

### CASINO WIN - CURRENT MONTH

Line (a)	Type of Game (b)	Authorized Units (c)	Win or (Loss) (d)	Drop/Handle (e)	Win or (Loss) Percentage (f)
1	Table and Other Games	133	\$ 7,443,851	\$ 29,641,493	25.1%
2	Poker	37	\$ 201,613		
3	Slot Machines	2,049	\$ 18,852,941	\$ 231,523,886	8.1%
4	Total Casino Win		\$ 26,498,405		

### GROSS REVENUE

5	Year-to-Date Table and Other Games and Poker Win .....	\$ 57,838,869	
6	Year-to-Date Slot Machine Win .....	\$ 178,889,625	
7	Year-to-Date Total Casino Win .....		<b>\$ 236,728,494</b>
8	Adjustments .....		<b>\$ -</b>
9	Year-To-Date Gross Revenue .....		<b>\$ 236,728,494</b>
10	Authorized Casino Square Footage - End of Month .....	156,284	
11	Authorized Simulcasting Square Footage - End of Month .....	-	
12	Simulcasting Revenue for the Month.....	\$ -	
13	Simulcasting Handle for the Month.....	\$ -	
14	Promotional Gaming Credits Wagered for the Month.....	\$ 2,971,525	

Under penalties of perjury, I declare that I have examined this report, and to the best of my knowledge and belief, it is true and complete.

OCTOBER 08, 2019

DATE



ALICIA MAGEE

Operations Controller (008714-11)

TITLE (LICENSE NUMBER)

# OCEAN CASINO RESORT AC

## MONTHLY GROSS REVENUE REPORT

FOR THE MONTH OF SEPTEMBER 2019

### CASINO WIN - CURRENT MONTH

Line (a)	Type of Game (b)	Authorized Units (c)	Win or (Loss) (d)	Drop/Handle (e)	Win or (Loss) Percentage (f)
1	Table and Other Games	115	\$ 5,897,518	\$ 40,337,515	14.6%
2	Poker	8	\$ 77,484		
3	Slot Machines	1,875	\$ 14,688,084	\$ 144,797,649	10.1%
4	Total Casino Win		\$ 20,663,086		

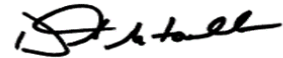
### GROSS REVENUE

5	Year-to-Date Table and Other Games and Poker Win .....	\$ 46,628,059	
6	Year-to-Date Slot Machine Win .....	\$ 110,257,053	
7	Year-to-Date Total Casino Win .....	<b>\$ 156,885,112</b>	
8	Adjustments .....	<b>\$ 14,400</b>	
9	Year-To-Date Gross Revenue .....	<b>\$ 156,899,512</b>	
10	Authorized Casino Square Footage - End of Month .....	132,185	
11	Authorized Simulcasting Square Footage - End of Month .....	-	
12	Simulcasting Revenue for the Month.....	\$ -	
13	Simulcasting Handle for the Month.....	\$ -	
14	Promotional Gaming Credits Wagered for the Month.....	\$ 3,484,657	

Under penalties of perjury, I declare that I have examined this report, and to the best of my knowledge and belief, it is true and complete.

10/9/2019

DATE



Daniel McFadden

Casino Controller (7167-11)

Title (License #)

# RESORTS CASINO HOTEL (DGMB CASINO LLC)

## MONTHLY GROSS REVENUE REPORT

FOR THE MONTH OF SEPTEMBER 2019

### CASINO WIN - CURRENT MONTH

Line (a)	Type of Game (b)	Authorized Units (c)	Win or (Loss) (d)	Drop/Handle (e)	Win or (Loss) Percentage (f)
1	Table and Other Games	74	\$ 3,117,339	\$ 23,572,410	13.2%
2	Poker	0	\$ -		
3	Slot Machines	1,438	\$ 11,594,476	\$ 125,375,016	9.2%
4	Total Casino Win		\$ 14,711,815		

### GROSS REVENUE

5	Year-to-Date Table and Other Games and Poker Win .....	\$ 33,944,708
6	Year-to-Date Slot Machine Win .....	\$ 104,066,997
7	Year-to-Date Total Casino Win .....	<b>\$ 138,011,705</b>
8	Adjustments .....	\$ -
9	Year-To-Date Gross Revenue .....	<b>\$ 138,011,705</b>
10	Authorized Casino Square Footage - End of Month .....	79,009
11	Authorized Simulcasting Square Footage - End of Month .....	-
12	Simulcasting Revenue for the Month.....	\$ -
13	Simulcasting Handle for the Month.....	\$ -
14	Promotional Gaming Credits Wagered for the Month.....	\$ 2,562,581

Under penalties of perjury, I declare that I have examined this report, and to the best of my knowledge and belief, it is true and complete.

October 8, 2019

DATE



Jeff Bohrer

Director Operational Accounting 7488-11

TITLE (LICENSE NUMBER)



# TROPICANA CASINO & RESORT

## MONTHLY GROSS REVENUE REPORT

FOR THE MONTH OF SEPTEMBER, 2019

### CASINO WIN - CURRENT MONTH

Line (a)	Type of Game (b)	Authorized Units (c)	Win or (Loss) (d)	Drop/Handle (e)	Win or (Loss) Percentage (f)
1	Table and Other Games	107	\$ 6,506,921	\$ 29,434,409	22.1%
2	Poker	18	\$ 158,194		
3	Slot Machines	2,322	\$ 18,857,643	\$ 198,471,435	9.5%
4	Total Casino Win		\$ 25,522,758		

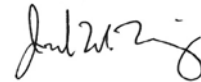
### GROSS REVENUE

5	Year-to-Date Table and Other Games and Poker Win .....	\$ 46,659,392
6	Year-to-Date Slot Machine Win .....	\$ 186,977,202
7	Year-to-Date Total Casino Win .....	<b>\$ 233,636,594</b>
8	Adjustments .....	\$ -
9	Year-To-Date Gross Revenue .....	<b>\$ 233,636,594</b>
10	Authorized Casino Square Footage - End of Month .....	121,909
11	Authorized Simulcasting Square Footage - End of Month .....	-
12	Simulcasting Revenue for the Month.....	\$ -
13	Simulcasting Handle for the Month.....	\$ -
14	Promotional Gaming Credits Wagered for the Month.....	\$ 3,445,142

Under penalties of perjury, I declare that I have examined this report, and to the best of my knowledge and belief, it is true and complete.

October 8, 2019

DATE



Joseph Uhing

Casino Controller 2835-11