



Summaries of Appropriations

This section includes tables and charts that summarize the Governor's Budget recommendations and highlight significant changes and policy initiatives.

SUMMARIES OF APPROPRIATIONS

THE BUDGET IN BRIEF (in thousands of dollars)

GENERAL FUND

Resources

Undesignated Fund Balance, July 1, 2025	7,790,308	
Revenues Anticipated and Adjustments	<u>33,173,405</u>	
Total Resources		40,963,713

Recommendations

Direct State Services	11,958,091	
Grants-In-Aid	15,246,540	
State Aid	5,271,684	
Capital Construction	1,653,492	
Debt Service	<u>529,134</u>	
Total Recommendations		<u>34,658,941</u>
Undesignated Fund Balance, June 30, 2026		<u>6,304,772</u>

PROPERTY TAX RELIEF FUND

Resources

Undesignated Fund Balance, July 1, 2025	---	
Revenues Anticipated	<u>22,300,032</u>	
Total Resources		22,300,032

Recommendations

Grants-In-Aid	3,019,108	
State Aid	19,080,924	
Capital Construction	200,000	
Debt Service	<u>---</u>	
Total Recommendations		<u>22,300,032</u>
Undesignated Fund Balance, June 30, 2026		<u>---</u>

GUBERNATORIAL ELECTIONS FUND

Resources

Undesignated Fund Balance, July 1, 2025	---	
Revenues Anticipated and Adjustments	<u>25,480</u>	
Total Resources		25,480

Recommendations

Public Financing of Gubernatorial Elections	<u>25,480</u>	
Total Recommendations		<u>25,480</u>
Undesignated Fund Balance, June 30, 2026		<u>---</u>

CASINO CONTROL FUND

Resources

Undesignated Fund Balance, July 1, 2025	---	
Revenues Anticipated	<u>79,929</u>	
Total Resources		<u>79,929</u>

Recommendations

Regulation of Casino Gambling	<u>79,929</u>	
Total Recommendations		<u>79,929</u>
Undesignated Fund Balance, June 30, 2026		<u>---</u>

CASINO REVENUE FUND

Resources

Undesignated Fund Balance, July 1, 2025	---	
Revenues Anticipated	<u>989,910</u>	
Total Resources		<u>989,910</u>

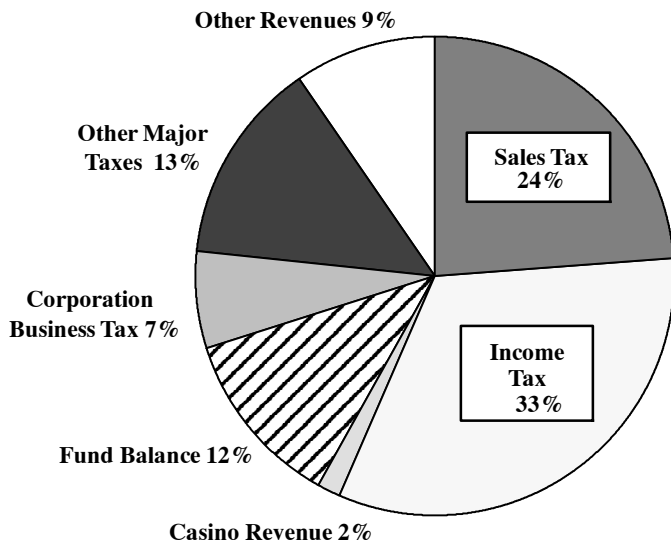
Recommendations

Programs for Senior Citizens and Individuals with Disabilities	<u>989,910</u>	
Total Recommendations		<u>989,910</u>
Undesignated Fund Balance, June 30, 2026		<u>---</u>

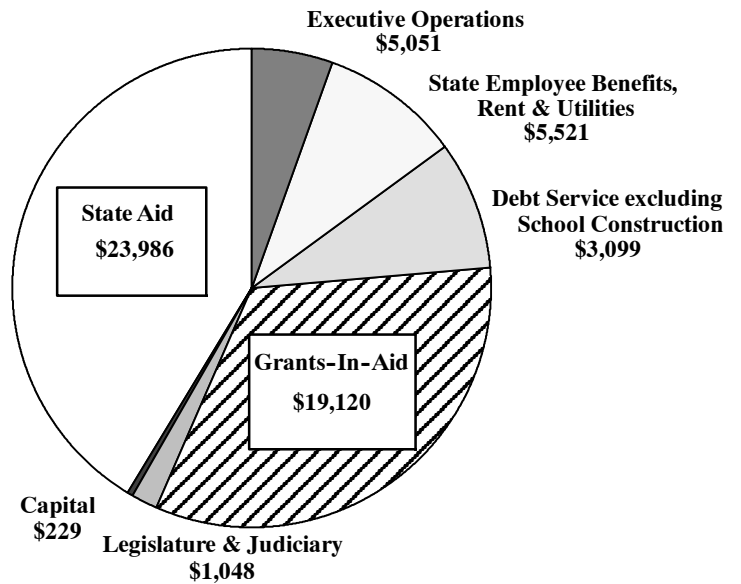
SUMMARIES OF APPROPRIATIONS

RESOURCES AND RECOMMENDATIONS FOR FISCAL YEAR 2026 ALL STATE FUNDS

Resources



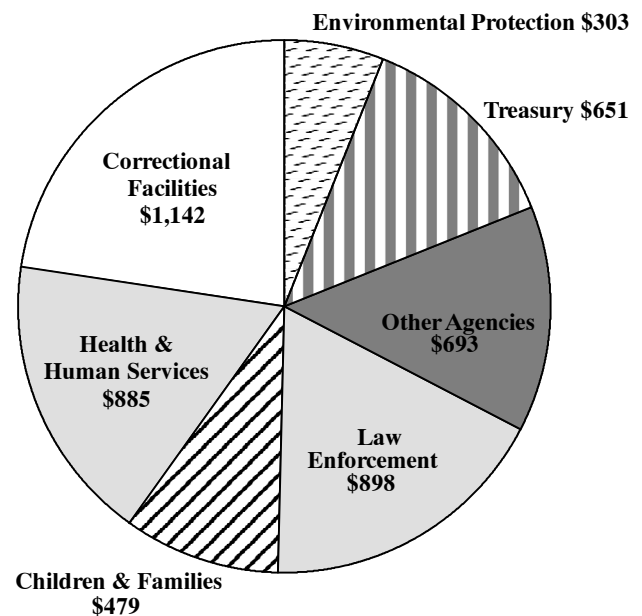
Recommendations
(in millions)



Resources
(in millions)

Income Tax	\$ 21,112
Sales Tax (includes energy)	15,444
Corporation Business Tax (includes energy)	4,238
Casino Revenue	990
Other Major Taxes:	
Business Alternative Income Tax	4,158
Corporate Transit Fee	868
Petroleum Products Gross Receipts (net of reserve) ...	849
Insurance Premium	650
Transfer Inheritance	614
Realty Transfer	512
Motor Vehicle Fees	475
Motor Fuels	466
Alcoholic Beverage Excise	174
Tobacco Products Wholesale Sales	59
Public Utility Excise	22
Cigarette	11
Drone Excise Tax	5
Ammunition Excise Tax	3
Firearm Excise Tax	1
Other Revenues	6,157
Subtotal Revenues	56,808
Reserved CBT Fund Balance Adjustment	(239)
Estimated General Fund Balance, July 1, 2025	7,790
TOTAL AVAILABLE RESOURCES	\$ 64,359

Executive Operations
(in millions)



SUMMARIES OF APPROPRIATIONS

TABLE I
SUMMARY OF FISCAL YEAR 2025-26 APPROPRIATION RECOMMENDATIONS
(thousands of dollars)

*Table I is a summary of appropriations of all State fund sources.
It highlights the percent change in appropriations between fiscal years.*

	2025 Adjusted Approp.	2026 Recommended	Change Dollar	Percent
GENERAL FUND AND PROPERTY TAX RELIEF FUND				
State Aid and Grants	42,470,702	42,618,256	147,554	0.3 %
State Operations				
Executive Branch	5,194,998	5,025,920	(169,078)	(3.3)
Legislature	127,346	119,755	(7,591)	(6.0)
The Judiciary	928,314	928,314	-	0.0
Interdepartmental	5,617,322	5,884,102	266,780	4.7
Total State Operations	11,867,980	11,958,091	90,111	0.8 %
Capital Construction	2,486,427	1,853,492	(632,935)	(25.5)
Debt Service	574,227	529,134	(45,093)	(7.9)
TOTAL GENERAL FUND AND PROPERTY TAX RELIEF FUND	57,399,336	56,958,973	(440,363)	(0.8 %)
CASINO CONTROL FUND	77,430	79,929	2,499	3.2
CASINO REVENUE FUND	618,603	989,910	371,307	60.0
GUBERNATORIAL ELECTIONS FUND	28,902	25,480	(3,422)	(11.8)
GRAND TOTAL STATE APPROPRIATIONS	58,124,271	58,054,292	(69,979)	(0.1 %)

TABLE II
SUMMARY OF FISCAL YEAR 2025-26 APPROPRIATION RECOMMENDATIONS
(thousands of dollars)

Table II shows comprehensive prior year financial data, current year appropriations, and budget year recommendations by fund and major spending category.

Year Ending June 30, 2024						Year Ending June 30, 2026		
Orig. & (S)Supple- mental	Reapp. & (R)Recpts.	Transfers & (E)Emer- gencies	Total Available	Expended		2025 Adjusted Approp.	Requested	Recom- mended
					General Fund			
11,064,321	1,201,774	-43,258	12,222,837	11,114,260	Direct State Services	11,867,980	11,958,291	11,958,091
15,423,681	511,114	7,254	15,942,049	14,109,198	Grants-in-Aid	15,420,186	15,716,552	15,246,540
6,137,405	220,685	-1,614	6,356,476	6,169,824	State Aid	6,438,223	5,272,034	5,271,684
1,836,821	916,890	17,622	2,771,333	1,700,518	Capital Construction	2,286,427	1,653,492	1,653,492
581,749	---	---	581,749	547,924	Debt Service	574,227	529,134	529,134
35,043,977	2,850,463	-19,996	37,874,444	33,641,724	Total General Fund	36,587,043	35,129,503	34,658,941
20,082,130	21,442	-39,798	20,063,774	19,824,366	Property Tax Relief Fund	20,812,293	22,303,032	22,300,032
73,547	1,266	---	74,813	71,123	Casino Control Fund	77,430	79,929	79,929
585,786	56	---	585,842	585,684	Casino Revenue Fund	618,603	989,910	989,910
---	---	---	---	---	Gubernatorial Elections Fund	28,902	25,480	25,480
55,785,440	2,873,227	-59,794	58,598,873	54,122,897	GRAND TOTAL STATE APPROPRIATIONS	58,124,271	58,527,854	58,054,292

SUMMARIES OF APPROPRIATIONS

TABLE III
SUMMARY OF APPROPRIATIONS BY ORGANIZATION
(thousands of dollars)

Table III shows comprehensive prior year financial data, current year appropriations, and budget year recommendations by major spending category, governmental branch, and department.

Year Ending June 30, 2024						Year Ending June 30, 2026		
Orig. & (S)Supple- mental	Reapp. & (R)Recpts.	Transfers & (E)Emer- gencies	Total Available	Expended		2025 Adjusted Approp.	Requested	Recom- mended
DIRECT STATE SERVICES								
Legislative Branch								
17,690	13,980	---	31,670	14,735	Senate	18,690	18,690	18,690
24,208	13,019	---	37,227	23,643	General Assembly	25,208	25,208	25,208
55,410	17,271	---	72,681	48,982	Legislative Support Services	57,410	55,272	55,272
21,403	7,643	---	29,046	21,753	Legislative Commissions	26,038	20,585	20,585
118,711	51,913	---	170,624	109,113	Total Legislative Branch	127,346	119,755	119,755
Executive Branch								
13,745	6,370	1	20,116	8,977	Chief Executive	14,745	14,745	14,745
10,893	12,953	406	24,252	16,788	Department of Agriculture	13,705	15,080	15,080
90,263	936	-2	91,197	86,081	Department of Banking and Insurance	75,263	65,263	65,263
405,323	4,925	9	410,257	402,764	Department of Children and Families	466,419	478,689	478,689
75,793	57,971	-13,226	120,538	97,590	Department of Community Affairs	77,640	69,840	69,840
1,086,914	33,101	31,733	1,151,748	1,115,244	Department of Corrections	1,096,242	1,142,420	1,142,420
127,697	8,437	4,609	140,743	135,053	Department of Education	124,757	119,058	119,058
296,324	141,229	9,772	447,325	330,704	Department of Environmental Protection	336,125	303,212	303,212
490,299	56,577	846	547,722	498,909	Department of Health	502,337	515,198	515,198
328,872	30,664	69,364	428,900	382,142	Department of Human Services	368,039	369,747	369,747
328,001	30,608	69,364	427,973	381,272	(From General Fund)	367,168	368,876	368,876
871	56	---	927	870	(From Casino Revenue Fund)	871	871	871
120,190	80,251	1,706	202,147	185,921	Department of Labor and Workforce Development	127,056	135,470	135,470
822,295	261,909	29,929	1,114,133	988,101	Department of Law and Public Safety	934,280	898,291	898,291
756,770	261,440	29,929	1,048,139	924,209	(From General Fund)	865,503	827,338	827,338
65,433	469	---	65,902	63,800	(From Casino Control Fund)	68,685	70,861	70,861
92	---	---	92	92	(From Casino Revenue Fund)	92	92	92
114,599	24,683	4,367	143,649	126,148	Department of Military and Veterans' Affairs	122,211	126,108	126,108
81,596	21,342	436	103,374	64,795	Department of State	74,371	66,976	66,776
166,436	30,363	5,158	201,957	185,446	Department of Transportation	238,321	134,497	134,497
642,046	123,603	-38,335	727,314	605,276	Department of the Treasury	700,886	651,424	651,424
633,932	122,806	-38,335	718,403	597,953	(From General Fund)	692,141	642,356	642,356
8,114	797	---	8,911	7,323	(From Casino Control Fund)	8,745	9,068	9,068
989	6	---	995	994	Miscellaneous Commissions	994	994	994
4,874,274	895,320	106,773	5,876,367	5,230,933	Total Executive Branch	5,273,391	5,107,012	5,106,812
4,799,764	893,998	106,773	5,800,535	5,158,848	(From General Fund)	5,194,998	5,026,120	5,025,920
73,547	1,266	---	74,813	71,123	(From Casino Control Fund)	77,430	79,929	79,929
963	56	---	1,019	962	(From Casino Revenue Fund)	963	963	963

SUMMARIES OF APPROPRIATIONS

Year Ending June 30, 2024						Year Ending June 30, 2026		
Orig. & (S)Supple- mental	Reapp. & (R)Recpts.	Transfers & (E)Emer- gencies	Total Available	Expended		2025 Adjusted Approp.	Requested	Recom- mended
DIRECT STATE SERVICES								
Interdepartmental Accounts								
208,964	5,783	10,940	225,687	211,292	Property Rentals	212,308	196,170	196,170
188,628	4,145	---	192,773	187,532	Insurance and Other Services	570,903	221,292	221,292
4,629,690	---	-16,486	4,613,204	4,603,956	Employee Benefits	4,720,236	4,969,585	4,969,585
15,025	33,537	-929	47,633	8,061	Other Interdepartmental Accounts	26,025	158,912	158,912
143,695	119,961	-60,961	202,695	10,196	Salary Increases and Other Benefits	11,000	251,827	251,827
65,552	40	-14,500	51,092	50,932	Utilities and Other Services	76,850	86,316	86,316
5,251,554	163,466	-81,936	5,333,084	5,071,969	Total Interdepartmental Accounts	5,617,322	5,884,102	5,884,102
Judicial Branch								
894,292	92,397	-68,095	918,594	774,330	The Judiciary	928,314	928,314	928,314
894,292	92,397	-68,095	918,594	774,330	Total Judicial Branch	928,314	928,314	928,314
11,138,831	1,203,096	-43,258	12,298,669	11,186,345	Total Direct State Services	11,946,373	12,039,183	12,038,983
11,064,321	1,201,774	-43,258	12,222,837	11,114,260	(From General Fund)	11,867,980	11,958,291	11,958,091
73,547	1,266	---	74,813	71,123	(From Casino Control Fund)	77,430	79,929	79,929
963	56	---	1,019	962	(From Casino Revenue Fund)	963	963	963
GRANTS-IN-AID								
Executive Branch								
95,943	1,795	237	97,975	94,705	Department of Agriculture	94,318	85,818	85,818
1,012,230	---	23,525	1,035,755	1,004,919	Department of Children and Families	1,057,318	970,467	970,467
272,155	28,496	2,165	302,816	273,141	Department of Community Affairs	190,591	63,840	63,840
96,566	1,023	---	97,589	87,331	Department of Corrections	100,680	53,356	53,356
95,610	4,884	---	100,494	91,900	Department of Education	77,256	71,488	71,488
20,110	4,884	---	24,994	16,900	(From General Fund)	26,756	21,488	21,488
75,500	---	---	75,500	75,000	(From Property Tax Relief Fund)	50,500	50,000	50,000
12,925	995	---	13,920	4,941	Department of Environmental Protection	5,001	885	885
925,394	9,140	-96,175	838,359	822,199	Department of Health	915,201	874,632	874,632
924,878	9,140	-96,175	837,843	821,685	(From General Fund)	914,685	874,116	874,116
516	---	---	516	514	(From Casino Revenue Fund)	516	516	516
8,335,511	228,205	182,277	8,745,993	8,079,880	Department of Human Services	9,055,334	9,325,092	9,325,092
7,749,400	228,205	182,277	8,159,882	7,494,055	(From General Fund)	8,436,406	8,334,857	8,334,857
4,000	---	---	4,000	3,813	(From Property Tax Relief Fund)	4,000	4,000	4,000
582,111	---	---	582,111	582,012	(From Casino Revenue Fund)	614,928	986,235	986,235
86,442	7,669	1,678	95,789	76,897	Department of Labor and Workforce Development	84,020	79,320	79,320
84,246	7,669	1,678	93,593	74,701	(From General Fund)	81,824	77,124	77,124
2,196	---	---	2,196	2,196	(From Casino Revenue Fund)	2,196	2,196	2,196
57,935	11,467	---	69,402	47,234	Department of Law and Public Safety	68,587	55,665	55,665
57,935	11,467	---	69,402	47,234	(From General Fund)	39,685	30,185	30,185
---	---	---	---	---	(From Gubernatorial Elections Fund)	28,902	25,480	25,480
6,645	500	---	7,145	6,967	Department of Military and Veterans' Affairs	7,295	3,145	3,145
1,983,034	76,808	-62,760	1,997,082	1,914,508	Department of State	2,133,398	2,258,499	1,788,487
164,000	1,730	87	165,817	164,037	Department of Transportation	161,500	910,476	910,476
3,147,363	138,402	544	3,286,309	2,928,177	Department of the Treasury	3,290,509	3,259,028	3,259,028
579,541	138,402	544	718,487	462,893	(From General Fund)	495,437	308,156	308,156
2,567,822	---	---	2,567,822	2,465,284	(From Property Tax Relief Fund)	2,795,072	2,950,872	2,950,872

SUMMARIES OF APPROPRIATIONS

Year Ending June 30, 2024						Year Ending June 30, 2026		
Orig. & (S)Supple- mental	Reapp. & (R)Recpts.	Transfers & (E)Emer- gencies	Total Available	Expended		2025 Adjusted Approp.	Requested	Recom- mended
GRANTS-IN-AID								
16,291,753	511,114	51,578	16,854,445	15,596,836	Total Executive Branch	17,241,008	18,011,711	17,541,699
13,059,608	511,114	51,578	13,622,300	12,468,017	(From General Fund)	13,744,894	13,992,412	13,522,400
2,647,322	---	---	2,647,322	2,544,097	(From Property Tax Relief Fund)	2,849,572	3,004,872	3,004,872
584,823	---	---	584,823	584,722	(From Casino Revenue Fund)	617,640	988,947	988,947
---	---	---	---	---	(From Gubernatorial Elections Fund)	28,902	25,480	25,480
Interdepartmental Accounts								
1,455,729	---	16,268	1,471,997	1,465,872	Employee Benefits	1,497,575	1,607,800	1,607,800
760,592	---	-60,592	700,000	50,000	Other Interdepartmental Accounts	25,000	25,000	25,000
162,027	---	---	162,027	139,537	Aid to Independent Authorities	166,994	105,576	105,576
147,752	---	---	147,752	125,309	(From General Fund)	152,717	91,340	91,340
14,275	---	---	14,275	14,228	(From Property Tax Relief Fund)	14,277	14,236	14,236
2,378,348	---	-44,324	2,334,024	1,655,409	Total Interdepartmental Accounts	1,689,569	1,738,376	1,738,376
2,364,073	---	-44,324	2,319,749	1,641,181	(From General Fund)	1,675,292	1,724,140	1,724,140
14,275	---	---	14,275	14,228	(From Property Tax Relief Fund)	14,277	14,236	14,236
18,670,101	511,114	7,254	19,188,469	17,252,245	Total Grants-in-Aid	18,930,577	19,750,087	19,280,075
15,423,681	511,114	7,254	15,942,049	14,109,198	(From General Fund)	15,420,186	15,716,552	15,246,540
2,661,597	---	---	2,661,597	2,558,325	(From Property Tax Relief Fund)	2,863,849	3,019,108	3,019,108
584,823	---	---	584,823	584,722	(From Casino Revenue Fund)	617,640	988,947	988,947
---	---	---	---	---	(From Gubernatorial Elections Fund)	28,902	25,480	25,480
STATE AID								
Executive Branch								
41,166	182,511	---	223,677	57,449	Department of Agriculture	71,166	30,863	30,863
---	181,241	---	181,241	37,124	(From General Fund)	---	---	---
41,166	1,270	---	42,436	20,325	(From Property Tax Relief Fund)	71,166	30,863	30,863
1,161,332	38	-649,285	512,085	501,726	Department of Community Affairs	975,167	843,005	843,005
22,589	38	---	22,627	21,988	(From General Fund)	9,859	6,084	6,084
1,138,743	---	-649,285	489,458	479,738	(From Property Tax Relief Fund)	965,308	836,921	836,921
41,150	---	---	41,150	40,678	Department of Corrections	39,600	24,050	24,050
41,150	---	---	41,150	40,678	(From Property Tax Relief Fund)	39,600	24,050	24,050
19,710,507	21,355	-43,239	19,688,623	19,665,323	Department of Education	20,866,711	21,303,528	21,303,528
5,765,452	14,815	-1,664	5,778,603	5,778,458	(From General Fund)	6,058,217	4,887,124	4,887,124
13,945,055	6,540	-41,575	13,910,020	13,886,865	(From Property Tax Relief Fund)	14,808,494	16,416,404	16,416,404
22,274	16,617	2,267	41,158	17,363	Department of Environmental Protection	20,173	11,520	11,520
5,978	3,110	1,513	10,601	7,313	(From General Fund)	7,377	7,224	7,224
16,296	13,507	754	30,557	10,050	(From Property Tax Relief Fund)	12,796	4,296	4,296
517,443	10,199	2,567	530,209	520,832	Department of Human Services	553,751	565,009	565,009
256,443	10,116	---	266,559	257,201	(From General Fund)	284,594	293,852	293,852
261,000	83	2,567	263,650	263,631	(From Property Tax Relief Fund)	269,157	271,157	271,157
19,765	1,575	---	21,340	20,560	Department of Law and Public Safety	28,765	27,765	27,765
10,265	1,575	---	11,840	11,060	(From General Fund)	19,765	19,765	19,765
9,500	---	---	9,500	9,500	(From Property Tax Relief Fund)	9,000	8,000	8,000
27,275	6,411	---	33,686	27,055	Department of State	22,940	25,325	21,975
20,099	6,411	---	26,510	19,879	(From General Fund)	18,014	17,649	17,299
7,176	---	---	7,176	7,176	(From Property Tax Relief Fund)	4,926	7,676	4,676
127,329	---	---	127,329	77,562	Department of Transportation	121,926	79,081	79,081
127,329	---	---	127,329	77,562	(From Property Tax Relief Fund)	121,926	79,081	79,081
1,658,433	3,421	646,278	2,308,132	2,276,241	Department of the Treasury	1,486,468	1,445,812	1,445,812
56,579	3,379	-1,463	58,495	36,801	(From General Fund)	40,397	40,336	40,336
1,601,854	42	647,741	2,249,637	2,239,440	(From Property Tax Relief Fund)	1,446,071	1,405,476	1,405,476

SUMMARIES OF APPROPRIATIONS

Year Ending June 30, 2024					Year Ending June 30, 2026			
Orig. & (S)Supple- mental	Reapp. & (R)Recpts.	Transfers & (E)Emer- gencies	Total Available	Expended		2025 Adjusted Approp.	Requested	Recom- mended
STATE AID								
23,326,674	242,127	-41,412	23,527,389	23,204,789	Total Executive Branch	24,186,667	24,355,958	24,352,608
6,137,405	220,685	-1,614	6,356,476	6,169,824	(From General Fund)	6,438,223	5,272,034	5,271,684
17,189,269	21,442	-39,798	17,170,913	17,034,965	(From Property Tax Relief Fund)	17,748,444	19,083,924	19,080,924
23,326,674	242,127	-41,412	23,527,389	23,204,789	Total State Aid	24,186,667	24,355,958	24,352,608
6,137,405	220,685	-1,614	6,356,476	6,169,824	(From General Fund)	6,438,223	5,272,034	5,271,684
17,189,269	21,442	-39,798	17,170,913	17,034,965	(From Property Tax Relief Fund)	17,748,444	19,083,924	19,080,924
CAPITAL CONSTRUCTION								
Executive Branch								
---	7,703	9,803	17,506	---	Department of Agriculture	255,849	---	---
---	301	---	301	55	Department of Children and Families	---	---	---
---	847	---	847	---	Department of Community Affairs	---	---	---
---	12,271	-942	11,329	1,145	Department of Corrections	---	---	---
---	40	-40	---	---	Department of Education	---	---	---
281,532	665,645	17,710	964,887	243,150	Department of Environmental Protection	429,330	169,571	169,571
---	10,072	---	10,072	3,438	Department of Health	---	---	---
---	9,139	-558	8,581	433	Department of Human Services	---	---	---
---	7,276	-1,158	6,118	1,614	Department of Law and Public Safety	---	---	---
---	1,138	3,413	4,551	1,115	Department of Military and Veterans' Affairs	---	---	---
1,578,017	---	---	1,578,017	1,531,921	Department of Transportation	1,658,219	1,526,794	1,526,794
1,378,017	---	---	1,378,017	1,331,921	(From General Fund)	1,458,219	1,326,794	1,326,794
200,000	---	---	200,000	200,000	(From Property Tax Relief Fund)	200,000	200,000	200,000
---	142	1,058	1,200	---	Department of the Treasury	---	---	---
1,859,549	714,574	29,286	2,603,409	1,782,871	Total Executive Branch	2,343,398	1,696,365	1,696,365
1,659,549	714,574	29,286	2,403,409	1,582,871	(From General Fund)	2,143,398	1,496,365	1,496,365
200,000	---	---	200,000	200,000	(From Property Tax Relief Fund)	200,000	200,000	200,000
Interdepartmental Accounts								
208,536	202,316	-11,664	399,188	148,723	Capital Projects - Statewide	143,029	157,127	157,127
177,272	202,316	-11,664	367,924	117,647	(From General Fund)	143,029	157,127	157,127
31,264	---	---	31,264	31,076	(From Property Tax Relief Fund)	---	---	---
208,536	202,316	-11,664	399,188	148,723	Total Interdepartmental Accounts	143,029	157,127	157,127
177,272	202,316	-11,664	367,924	117,647	(From General Fund)	143,029	157,127	157,127
31,264	---	---	31,264	31,076	(From Property Tax Relief Fund)	---	---	---
2,068,085	916,890	17,622	3,002,597	1,931,594	Total Capital Construction	2,486,427	1,853,492	1,853,492
1,836,821	916,890	17,622	2,771,333	1,700,518	(From General Fund)	2,286,427	1,653,492	1,653,492
231,264	---	---	231,264	231,076	(From Property Tax Relief Fund)	200,000	200,000	200,000
DEBT SERVICE								
Executive Branch								
31,395	---	---	31,395	13,690	Department of Environmental Protection	27,462	10,107	10,107
550,354	---	---	550,354	534,234	Department of the Treasury	546,765	519,027	519,027
581,749	---	---	581,749	547,924	Total Executive Branch	574,227	529,134	529,134
581,749	---	---	581,749	547,924	Total Debt Service	574,227	529,134	529,134

SUMMARIES OF APPROPRIATIONS

Year Ending June 30, 2024						Year Ending June 30, 2026		
Orig. & (S)Supple- mental	Reapp. & (R)Recpts.	Transfers & (E)Emer- gencies	Total Available	Expended		2025 Adjusted Approp.	Requested	Recom- mended
55,785,440	2,873,227	-59,794	58,598,873	54,122,897	GRAND TOTAL - STATE			
					APPROPRIATIONS	58,124,271	58,527,854	58,054,292
35,043,977	2,850,463	-19,996	37,874,444	33,641,724	(From General Fund)	36,587,043	35,129,503	34,658,941
73,547	1,266	---	74,813	71,123	(From Casino Control Fund)	77,430	79,929	79,929
20,082,130	21,442	-39,798	20,063,774	19,824,366	(From Property Tax Relief Fund)	20,812,293	22,303,032	22,300,032
585,786	56	---	585,842	585,684	(From Casino Revenue Fund)	618,603	989,910	989,910
---	---	---	---	---	(From Gubernatorial Elections Fund)	28,902	25,480	25,480

SUMMARIES OF APPROPRIATIONS

DEDICATED FUNDS

Summary of Appropriations by Department (thousands of dollars)

Year Ending June 30, 2024					Year Ending June 30, 2026			
Orig. & (S)Supple- mental	Reapp. & (R)Recpts.	Transfers & (E)Emer- gencies	Total Available	Expended		2025 Adjusted Approp.	Requested	Recom- mended
PROPERTY TAX RELIEF FUND								
Grants-In-Aid								
Department of Education								
75,000	---	---	75,000	75,000	Facilities Planning and School Building			
					Aid	50,000	50,000	50,000
500	---	---	500	---	Student Services	500	---	---
75,500	---	---	75,500	75,000	Total Department of Education	50,500	50,000	50,000
Department of Human Services								
4,000	---	---	4,000	3,813	General Medical Services	4,000	4,000	4,000
4,000	---	---	4,000	3,813	Total Department of Human Services	4,000	4,000	4,000
Department of the Treasury								
2,567,822	---	---	2,567,822	2,465,284	Homestead Exemptions	2,795,072	2,950,872	2,950,872
2,567,822	---	---	2,567,822	2,465,284	Total Department of the Treasury	2,795,072	2,950,872	2,950,872
Interdepartmental Accounts								
14,275	---	---	14,275	14,228	Aid to Independent Authorities	14,277	14,236	14,236
14,275	---	---	14,275	14,228	Total Interdepartmental Accounts	14,277	14,236	14,236
2,661,597	---	---	2,661,597	2,558,325	Total Grants-In-Aid - Property Tax Relief Fund	2,863,849	3,019,108	3,019,108
State Aid								
Department of Agriculture								
41,163	1,270	---	42,433	20,324	Food and Nutrition Services	71,163	30,763	30,763
3	---	---	3	1	Farmland Preservation	3	100	100
41,166	1,270	---	42,436	20,325	Total Department of Agriculture	71,166	30,863	30,863
Department of Community Affairs								
1,122,743	---	-649,285	473,458	463,738	Local Government Services	954,808	825,921	825,921
16,000	---	---	16,000	16,000	Community Resources	10,500	11,000	11,000
1,138,743	---	-649,285	489,458	479,738	Total Department of Community Affairs	965,308	836,921	836,921
Department of Corrections								
41,150	---	---	41,150	40,678	Institutional Program Support	39,600	24,050	24,050
41,150	---	---	41,150	40,678	Total Department of Corrections	39,600	24,050	24,050
Department of Education								
4,635,529	---	-5,276	4,630,253	4,630,253	General Formula Aid	5,122,649	6,235,022	6,235,022
205,750	5,639	-6,826	204,563	199,262	Miscellaneous Grants-In-Aid	193,834	103,985	103,985
1,583,783	---	-37	1,583,746	1,583,746	Special Education	1,784,684	2,187,470	2,187,470
363,320	---	14	363,334	361,559	Student Transportation	410,883	549,531	549,531
1,128,937	828	-31,110	1,098,655	1,087,384	Facilities Planning and School Building			
					Aid	1,138,237	1,038,414	1,038,414
6,027,736	73	1,660	6,029,469	6,024,661	Teachers' Pension and Annuity Assistance	6,158,207	6,301,982	6,301,982
13,945,055	6,540	-41,575	13,910,020	13,886,865	Total Department of Education	14,808,494	16,416,404	16,416,404

SUMMARIES OF APPROPRIATIONS

Year Ending June 30, 2024					Year Ending June 30, 2026		
Orig. & (S)Supple- mental	Reapp. & (R)Recpts.	Transfers & (E)Emer- gencies	Total Available	Expended	2025 Adjusted Approp.	Requested	Recom- mended
2,700	---	754	3,454	3,454	Department of Environmental Protection		
10,000	13,507	---	23,507	3,000	Water Pollution Control		
3,596	---	---	3,596	3,596	Parks Management		
					Administration and Support Services		
16,296	13,507	754	30,557	10,050	Total Department of Environmental Protection		
					12,796	4,296	4,296
					Department of Human Services		
142,511	83	---	142,594	142,594	Community Services		
116,035	---	2,567	118,602	118,583	Income Maintenance Management		
2,454	---	---	2,454	2,454	Programs for the Aged		
261,000	83	2,567	263,650	263,631	Total Department of Human Services		
					269,157	271,157	271,157
					Department of Law and Public Safety		
7,000	---	---	7,000	7,000	State Police Operations		
2,500	---	---	2,500	2,500	Criminal Justice		
9,500	---	---	9,500	9,500	Total Department of Law and Public Safety		
					9,000	8,000	8,000
					Department of State		
7,176	---	---	7,176	7,176	Library Services		
7,176	---	---	7,176	7,176	Total Department of State		
					4,926	7,676	4,676
					4,926	7,676	4,676
					Department of Transportation		
38,929	---	---	38,929	38,929	Railroad and Bus Operations		
88,400	---	---	88,400	38,633	Capital Program Management		
127,329	---	---	127,329	77,562	Total Department of Transportation		
					121,926	79,081	79,081
					Department of the Treasury		
5,000	---	---	5,000	1,579	Other Distributed Taxes		
5,101	42	---	5,143	5,141	Locally Provided Assistance		
41,700	---	---	41,700	39,210	Senior and Disabled Citizens' and Veterans' Property Tax Deductions		
315,454	---	---	315,454	315,454	Police and Firemen's Retirement System		
950,898	---	649,285	1,600,183	1,600,183	Energy Tax Receipts Property Tax Relief Aid		
283,701	---	-1,544	282,157	277,873	Aid to County Colleges		
1,601,854	42	647,741	2,249,637	2,239,440	Total Department of the Treasury		
17,189,269	21,442	-39,798	17,170,913	17,034,965	Total State Aid - Property Tax Relief Fund		
					17,748,444	19,083,924	19,080,924
					Capital Construction		
200,000	---	---	200,000	200,000	Department of Transportation		
200,000	---	---	200,000	200,000	Transportation Trust Fund Authority		
					Total Department of Transportation		
					200,000	200,000	200,000
					Interdepartmental Accounts		
31,264	---	---	31,264	31,076	Capital Projects - Statewide		
31,264	---	---	31,264	31,076	Total Interdepartmental Accounts		
					---	---	---

SUMMARIES OF APPROPRIATIONS

Year Ending June 30, 2024					Year Ending — June 30, 2026 —		
Orig. & (S)Supple- mental	Reapp. & (R)Recpts.	Transfers & (E)Emer- gencies	Total Available	Expended	2025 Adjusted Approp.	Requested	Recom- mended
231,264	---	---	231,264	231,076			
					<i>Total Capital Construction - Property Tax Relief Fund</i>		
					200,000	200,000	200,000
20,082,130	21,442	-39,798	20,063,774	19,824,366	20,812,293	22,303,032	22,300,032
					CASINO CONTROL FUND		
					Direct State Services		
					Department of Law and Public Safety		
65,433	469	---	65,902	63,800	68,685	70,861	70,861
					Gaming Enforcement		
65,433	469	---	65,902	63,800	68,685	70,861	70,861
					<i>Total Department of Law and Public Safety</i>		
					Department of the Treasury		
8,114	797	---	8,911	7,323	8,745	9,068	9,068
					Administration of Casino Gambling		
8,114	797	---	8,911	7,323	8,745	9,068	9,068
					<i>Total Department of the Treasury</i>		
73,547	1,266	---	74,813	71,123	77,430	79,929	79,929
					<i>Total Direct State Services - Casino Control Fund</i>		
73,547	1,266	---	74,813	71,123	77,430	79,929	79,929
					CASINO REVENUE FUND		
					Direct State Services		
					Department of Human Services		
871	56	---	927	870	871	871	871
					Programs for the Aged		
871	56	---	927	870	871	871	871
					<i>Total Department of Human Services</i>		
					Department of Law and Public Safety		
92	---	---	92	92	92	92	92
					Operation of State Professional Boards		
92	---	---	92	92	92	92	92
					<i>Total Department of Law and Public Safety</i>		
963	56	---	1,019	962	963	963	963
					<i>Total Direct State Services - Casino Revenue Fund</i>		
					Grants-In-Aid		
					Department of Health		
516	---	---	516	514	516	516	516
					Family Health Services		
516	---	---	516	514	516	516	516
					<i>Total Department of Health</i>		
					Department of Human Services		
557,134	---	---	557,134	557,134	589,951	961,258	961,258
320	---	---	320	320	320	320	320
5,089	---	---	5,089	5,001	5,089	5,089	5,089
3,734	---	---	3,734	3,734	3,734	3,734	3,734
15,834	---	---	15,834	15,823	15,834	15,834	15,834
582,111	---	---	582,111	582,012	614,928	986,235	986,235
					<i>Total Department of Human Services</i>		
					Department of Labor and Workforce Development		
2,196	---	---	2,196	2,196	2,196	2,196	2,196
					Vocational Rehabilitation Services		
2,196	---	---	2,196	2,196	2,196	2,196	2,196
					<i>Total Department of Labor and Workforce Development</i>		

SUMMARIES OF APPROPRIATIONS

Year Ending June 30, 2024					Year Ending June 30, 2026		
Orig. & (S)Supple- mental	Reapp. & (R)Recpts.	Transfers & (E)Emer- gencies	Total Available	Expended	2025 Adjusted Approp.	Requested	Recom- mended
584,823	---	---	584,823	584,722			
					<i>Total Grants-In-Aid - Casino Revenue Fund</i>	617,640	988,947
585,786	56	---	585,842	585,684	<i>Total Casino Revenue Fund</i>	618,603	989,910
					GUBERNATORIAL ELECTIONS FUND		
					Grants-In-Aid		
					Department of Law and Public Safety		
---	---	---	---	---	Election Law Enforcement	28,902	25,480
---	---	---	---	---	<i>Total Department of Law and Public Safety</i>	28,902	25,480
---	---	---	---	---	<i>Total Grants-In-Aid - Gubernatorial Elections Fund</i>	28,902	25,480
---	---	---	---	---	<i>Total Gubernatorial Elections Fund</i>	28,902	25,480
20,741,463	22,764	-39,798	20,724,429	20,481,173	<i>Total Appropriation</i>	21,537,228	23,398,351