



Section Three

STATE & COUNTY ARREST SUMMARY

TOTAL ARRESTS BY AGE - 2008

OFFENSES	UNDER 10	10-12	13-14	15	16	17	TOTAL UNDER 18	18	19	20	21
Murder	-	-	2	4	3	17	26	12	29	24	13
Rape	-	4	15	16	11	17	63	17	18	15	9
Robbery	2	31	262	305	427	439	1,466	404	329	230	181
Aggravated Assault	10	81	289	283	379	411	1,453	407	412	380	361
Burglary	12	81	310	359	405	428	1,595	466	387	294	214
Larceny-Theft	34	365	1,439	1,321	1,523	1,734	6,416	1,626	1,257	1,230	946
Motor Vehicle Theft	-	6	49	44	71	70	240	83	61	50	31
SUBTOTAL INDEX OFFENSES	58	568	2,366	2,332	2,819	3,116	11,259	3,015	2,493	2,223	1,755
Manslaughter	-	-	-	1	-	2	3	4	1	2	1
Simple Assault	54	393	1,076	864	971	952	4,310	856	836	857	958
Arson	9	22	98	48	31	37	245	23	18	6	4
Forgery and Counterfeiting	-	2	4	4	16	34	60	59	71	99	59
Fraud	1	4	23	21	40	53	142	182	205	218	186
Embezzlement	-	-	-	1	-	4	5	12	17	7	13
Stolen Property; Buying, Receiving, Possessing, etc.	2	29	193	211	297	337	1,069	329	272	235	169
Criminal/Malicious Mischief	74	354	980	631	546	639	3,224	457	309	288	239
Weapons; Carrying, Possessing, etc.	24	117	329	275	348	361	1,454	379	392	321	245
Prostitution and Commercialized Vice	-	-	3	5	14	10	32	32	42	52	50
Sex Offenses (Except Forcible Rape and Prostitution)	4	38	107	56	63	55	323	43	60	48	37
Drug Abuse Violations	7	34	452	953	1,601	2,883	5,930	4,317	4,236	3,626	2,867
Gambling	-	3	7	10	7	25	52	59	50	59	3
Offenses Against Family and Children	-	-	22	27	45	59	153	97	123	184	211
Driving Under the Influence	-	-	2	9	37	321	369	727	847	995	1,143
Liquor Laws	3	8	192	445	766	1,226	2,640	1,356	1,292	1,020	275
Disorderly Conduct	24	257	978	937	1,077	1,158	4,431	1,104	1,052	1,006	1,080
Vagrancy	-	2	11	7	7	5	32	30	28	44	37
All Other Offenses (Except Traffic)	76	464	1,540	1,543	2,057	2,474	8,154	4,338	5,837	6,244	6,416
Curfew and Loitering Law Violations	31	228	910	1,054	1,196	1,328	4,747	-	-	-	-
Runaways	99	229	1,109	951	987	675	4,050	-	-	-	-
GRAND TOTAL	466	2,752	10,402	10,385	12,925	15,754	52,684	17,419	18,181	17,534	15,748

TOTAL ARRESTS BY AGE - 2008

22	23	24	25-29	30-34	35-39	40-44	45-49	50-54	55-59	60-64	65 AND OVER	TOTAL OVER 18	TOTAL ALL AGES
14	12	13	54	29	20	14	7	5	4	3	3	256	282
18	19	8	50	40	29	45	27	12	2	2	4	315	378
148	142	107	468	245	258	216	146	55	19	9	5	2,962	4,428
350	353	313	1,385	926	814	717	603	314	160	83	79	7,657	9,110
240	170	191	722	525	617	614	379	165	93	18	17	5,112	6,707
883	712	669	2,920	2,220	2,380	2,436	1,826	1,031	489	242	212	21,079	27,495
24	35	21	100	83	84	72	42	18	7	2	-	713	953
1,677	1,443	1,322	5,699	4,068	4,202	4,114	3,030	1,600	774	359	320	38,094	49,353
-	3	2	3	3	2	3	-	1	-	-	-	25	28
869	866	833	4,081	3,113	2,858	2,722	2,113	1,122	471	243	199	22,997	27,307
8	8	1	17	19	10	25	10	12	4	2	-	167	412
70	70	69	310	265	239	180	166	85	43	20	16	1,821	1,881
199	158	162	816	645	586	610	462	346	125	80	62	5,042	5,184
8	12	4	19	18	8	18	10	3	1	3	4	157	162
160	123	115	489	360	283	295	178	83	38	24	9	3,162	4,231
225	178	174	623	435	369	309	241	144	45	18	22	4,076	7,300
218	212	177	679	350	235	201	179	100	56	31	23	3,798	5,252
73	47	53	276	206	204	198	126	65	30	12	22	1,488	1,520
47	44	48	169	146	156	160	141	110	64	35	48	1,356	1,679
2,509	2,267	2,105	8,005	4,892	4,163	3,991	3,207	1,790	682	246	99	49,002	54,932
2	1	2	17	16	21	30	18	10	6	8	6	308	360
262	298	356	2,373	2,627	2,791	2,708	1,961	1,011	391	119	46	15,558	15,711
1,188	1,155	1,125	4,901	3,334	3,028	3,004	2,857	2,011	1,063	554	404	28,336	28,705
156	132	83	310	171	129	135	162	108	40	21	9	5,399	8,039
937	998	794	3,146	2,021	1,682	1,853	1,626	1,073	513	275	137	19,297	23,728
24	29	32	171	192	297	336	321	191	80	33	21	1,866	1,898
6,326	5,997	5,963	26,606	19,695	19,409	19,300	15,254	8,811	3,707	1,547	886	156,336	164,490
-	-	-	-	-	-	-	-	-	-	-	-	-	4,747
-	-	-	-	-	-	-	-	-	-	-	-	-	4,050
14,958	14,041	13,420	58,710	42,576	40,672	40,192	32,062	18,676	8,133	3,630	2,333	358,285	410,969

COMPARISONS OF STATE ARRESTS – 2007/2008

OFFENSES	2007	2008	Percent Change
Murder	276	282	2
Rape	407	378	-7
Robbery	4,112	4,428	8
Aggravated Assault	9,272	9,110	-2
Burglary	6,130	6,707	9
Larceny-Theft	25,736	27,495	7
Motor Vehicle Theft	999	953	-5
SUBTOTAL INDEX OFFENSES	46,932	49,353	5
Manslaughter	35	28	-20
Simple Assault	27,953	27,307	-2
Arson	397	412	4
Forgery & Counterfeiting	2,140	1,881	-12
Fraud	5,071	5,184	2
Embezzlement	136	162	19
Stolen Property; Buying, Receiving, Possessing, etc.	4,885	4,231	-13
Criminal/Malicious Mischief	7,870	7,300	-7
Weapons; Carrying, Possessing, etc.	5,794	5,252	-9
Prostitution and Commercialized Vice	1,963	1,520	-23
Sex Offenses (Except Forcible Rape and Prostitution)	1,748	1,679	-4
Drug Abuse Violations	56,261	54,932	-2
Gambling	693	360	-48
Offenses Against Family and Children	14,979	15,711	5
Driving Under the Influence	30,448	28,705	-6
Liquor Laws	9,143	8,039	-12
Disorderly Conduct	23,372	23,728	2
Vagrancy	1,368	1,898	39
All Other Offenses (Except Traffic)	163,643	164,490	1
Curfew and Loitering Law Violations	4,861	4,747	-2
Runaways	4,647	4,050	-13
GRAND TOTAL	414,339	410,969	-1

* Less than one-half of one percent.

ARREST TRENDS BY AGE GROUP - 2007/2008

OFFENSES	UNDER 18 YEARS OF AGE			18 YEARS OF AGE AND OVER		
	2007	2008	PERCENT CHANGE	2007	2008	PERCENT CHANGE
Murder	38	26	-32	238	256	8
Rape	56	63	13	351	315	-10
Robbery	1,465	1,466	*	2,647	2,962	12
Aggravated Assault	1,621	1,453	-10	7,651	7,657	*
Burglary	1,651	1,595	-3	4,479	5,112	14
Larceny-Theft	6,234	6,416	3	19,502	21,079	8
Motor Vehicle Theft	253	240	-5	746	713	-4
SUBTOTAL INDEX OFFENSES	11,318	11,259	-1	35,614	38,094	7
Manslaughter	2	3	50	33	25	-24
Simple Assault	4,637	4,310	-7	23,316	22,997	-1
Arson	222	245	10	175	167	-5
Forgery & Counterfeiting	80	60	-25	2,060	1,821	-12
Fraud	121	142	17	4,950	5,042	2
Embezzlement	14	5	-64	122	157	29
Stolen Property; Buying, Receiving, Possessing, etc.	1,391	1,069	-23	3,494	3,162	-10
Criminal/Malicious Mischief	3,605	3,224	-11	4,265	4,076	-4
Weapons; Carrying, Possessing, etc.	1,765	1,454	-18	4,029	3,798	-6
Prostitution and Commercialized Vice	22	32	45	1,941	1,488	-23
Sex Offenses (Except Forcible Rape & Prostitution)	311	323	4	1,437	1,356	-6
Drug Abuse Violations	6,672	5,930	-11	49,589	49,002	-1
Gambling	132	52	-61	561	308	-45
Offenses Against Family and Children	50	153	206	14,929	15,558	4
Driving Under the Influence	413	369	-11	30,035	28,336	-6
Liquor Laws	2,960	2,640	-11	6,183	5,399	-13
Disorderly Conduct	4,871	4,431	-9	18,501	19,297	4
Vagrancy	24	32	33	1,344	1,866	39
All Other Offenses (Except Traffic)	9,362	8,154	-13	154,281	156,336	1
Curfew and Loitering Law Violations	4,861	4,747	-2	-	-	-
Runaways	4,647	4,050	-13	-	-	-
GRAND TOTAL	57,480	52,684	-8	356,859	358,285	0

TOTAL ARREST TRENDS BY SEX - 2007/2008

OFFENSES	MALES						TOTAL MALE PERCENT CHANGE
	JUVENILE UNDER 18		ADULT OVER 18		TOTAL		
	2007	2008	2007	2008	2007	2008	
Murder	38	26	211	237	249	263	6
Rape	56	60	349	310	405	370	-9
Robbery	1,334	1,338	2,360	2,572	3,694	3,910	6
Aggravated Assault	1,259	1,123	5,993	5,960	7,252	7,083	-2
Burglary	1,506	1,383	4,040	4,469	5,546	5,852	6
Larceny-Theft	3,692	3,668	12,272	12,856	15,964	16,524	4
Motor Vehicle Theft	232	196	625	582	857	778	-9
SUBTOTAL INDEX OFFENSES	8,117	7,794	25,850	26,986	33,967	34,780	2
Manslaughter	2	3	25	22	27	25	-7
Simple Assault	3,101	2,795	17,743	17,233	20,844	20,028	-4
Arson	209	216	150	134	359	350	-3
Forgery & Counterfeiting	58	38	1,529	1,204	1,587	1,242	-22
Fraud	84	85	3,432	3,394	3,516	3,479	-1
Embezzlement	7	1	70	87	77	88	14
Stolen Property; Buying, Receiving, Possessing, etc.	1,212	946	2,873	2,481	4,085	3,427	-16
Criminal/Malicious Mischief	3,198	2,705	3,596	3,272	6,794	5,977	-12
Weapons; Carrying, Possessing, etc.	1,612	1,269	3,680	3,313	5,292	4,582	-13
Prostitution and Commercialized Vice	11	27	656	612	667	639	-4
Sex Offenses (Except Forcible Rape and Prostitution)	294	284	1,381	1,165	1,675	1,449	-13
Drug Abuse Violations	5,796	5,058	41,457	39,926	47,253	44,984	-5
Gambling	92	32	416	199	508	231	-55
Offenses Against Family and Children	36	110	13,377	13,773	13,413	13,883	4
Driving Under the Influence	338	275	24,133	19,690	24,471	19,965	-18
Liquor Laws	1,867	1,744	4,822	4,001	6,689	5,745	-14
Disorderly Conduct	3,591	3,238	14,901	15,465	18,492	18,703	1
Vagrancy	20	21	1,081	1,412	1,101	1,433	30
All Other Offenses (Except Traffic)	7,224	6,138	124,266	119,604	131,490	125,742	-4
Curfew and Loitering Law Violations	3,517	3,380	-	-	3,517	3,380	-4
Runaways	1,981	1,701	-	-	1,981	1,701	-14
GRAND TOTAL	42,367	37,860	285,438	273,973	327,805	311,833	-5

* Less than one-half of one percent.

TOTAL ARREST TRENDS BY SEX - 2007/2008

OFFENSES	FEMALES						
	JUVENILE UNDER 18		ADULT OVER 18		TOTAL		TOTAL FEMALE PERCENT CHANGE
	2007	2008	2007	2008	2007	2008	
Murder	-	-	27	19	27	19	-30
Rape	-	3	2	5	2	8	&
Robbery	131	128	287	390	418	518	24
Aggravated Assault	362	330	1,658	1,697	2,020	2,027	*
Burglary	145	212	439	643	584	855	46
Larceny-Theft	2,542	2,748	7,230	8,223	9,772	10,971	12
Motor Vehicle Theft	21	44	121	131	142	175	23
SUBTOTAL INDEX OFFENSES	3,201	3,465	9,764	11,108	12,965	14,573	12
Manslaughter	-	-	8	3	8	3	-63
Simple Assault	1,536	1,515	5,573	5,764	7,109	7,279	2
Arson	13	29	25	33	38	62	63
Forgery & Counterfeiting	22	22	531	617	553	639	16
Fraud	37	57	1,518	1,648	1,555	1,705	10
Embezzlement	7	4	52	70	59	74	25
Stolen Property; Buying, Receiving, Possessing, etc.	179	123	621	681	800	804	1
Criminal/Malicious Mischief	407	519	669	804	1,076	1,323	23
Weapons; Carrying, Possessing, etc.	153	185	349	485	502	670	33
Prostitution and Commercialized Vice	11	5	1,285	876	1,296	881	-32
Sex Offenses (Except Forcible Rape and Prostitution)	17	39	56	191	73	230	&
Drug Abuse Violations	876	872	8,132	9,076	9,008	9,948	10
Gambling	40	20	145	109	185	129	-30
Offenses Against Family and Children	14	43	1,552	1,785	1,566	1,828	17
Driving Under the Influence	75	94	5,902	8,646	5,977	8,740	46
Liquor Laws	1,093	896	1,361	1,398	2,454	2,294	-7
Disorderly Conduct	1,280	1,193	3,600	3,832	4,880	5,025	3
Vagrancy	4	11	263	454	267	465	74
All Other Offenses (Except Traffic)	2,138	2,016	30,015	36,732	32,153	38,748	21
Curfew and Loitering Law Violations	1,344	1,367	-	-	1,344	1,367	2
Runaways	2,666	2,349	-	-	2,666	2,349	-12
GRAND TOTAL	15,113	14,824	71,421	84,312	86,534	99,136	15

* Less than one-half of one percent.

& Percent change not calculated due to small volume.

TOTAL ARRESTS BY RACE - 2008

OFFENSES	TOTAL ARRESTS BY RACE			
	WHITE	BLACK	AMERICAN INDIAN OR ALASKAN NATIVE	ASIAN OR PACIFIC ISLANDER
Murder	97	182	1	2
Rape	202	170	-	6
Robbery	1,626	2,778	4	20
Aggravated Assault	5,013	3,955	12	130
Burglary	4,335	2,316	5	51
Larceny - Theft	17,376	9,429	75	615
Motor Vehicle Theft	550	395	-	8
SUBTOTAL INDEX OFFENSES	29,199	19,225	97	832
Manslaughter	18	9	-	1
Simple Assault	17,509	9,256	99	443
Arson	300	99	1	12
Forgery & Counterfeiting	1,174	645	5	57
Fraud	3,156	1,864	26	138
Embezzlement	92	67	-	3
Stolen Property; Buying, Receiving, Possessing, etc.	1,896	2,295	8	32
Criminal/Malicious Mischief	5,386	1,811	22	81
Weapons; Carrying, Possessing, etc.	2,467	2,722	10	53
Prostitution and Commercialized Vice	856	591	7	66
Sex Offenses (Except Forcible Rape and Prostitution)	1,147	483	5	44
Drug Abuse Violations	30,649	23,716	109	458
Gambling	260	77	1	22
Offenses Against Family and Children	8,525	7,089	18	79
Driving Under the Influence	24,430	3,508	93	674
Liquor Laws	7,243	665	16	115
Disorderly Conduct	14,409	8,972	84	263
Vagrancy	906	967	2	23
All Other Offenses (Except Traffic)	84,285	78,357	389	1,459
Curfew and Loitering Law Violations	2,111	2,615	4	17
Runaways	1,636	2,389	3	22
GRAND TOTAL	237,654	167,422	999	4,894

TOTAL ARRESTS BY RACE - 2008

ADULT ARRESTS BY RACE				JUVENILE ARRESTS BY RACE			
WHITE	BLACK	AMERICAN INDIAN OR ALASKAN NATIVE	ASIAN OR PACIFIC ISLANDER	WHITE	BLACK	AMERICAN INDIAN OR ALASKAN NATIVE	ASIAN OR PACIFIC ISLANDER
87	166	1	2	10	16	-	-
170	139	-	6	32	31	-	-
1,213	1,729	4	16	413	1,049	-	4
4,337	3,202	9	109	676	753	3	21
3,342	1,734	5	31	993	582	-	20
13,707	6,880	62	430	3,669	2,549	13	185
434	272	-	7	116	123	-	1
23,290	14,122	81	601	5,909	5,103	16	231
15	9	-	1	3	-	-	-
15,304	7,196	90	407	2,205	2,060	9	36
119	47	-	1	181	52	1	11
1,129	631	5	56	45	14	-	1
3,068	1,813	25	136	88	51	1	2
90	64	-	3	2	3	-	-
1,526	1,608	6	22	370	687	2	10
2,942	1,077	14	43	2,444	734	8	38
1,737	2,022	7	32	730	700	3	21
839	576	7	66	17	15	-	-
972	336	5	43	175	147	-	1
26,728	21,772	103	399	3,921	1,944	6	59
239	54	1	14	21	23	-	8
8,395	7,067	18	78	130	22	-	1
24,083	3,490	93	670	347	18	-	4
4,780	519	12	88	2,463	146	4	27
11,753	7,270	65	209	2,656	1,702	19	54
894	947	2	23	12	20	-	-
79,757	74,805	368	1,406	4,528	3,552	21	53
-	-	-	-	2,111	2,615	4	17
-	-	-	-	1,636	2,389	3	22
207,660	145,425	902	4,298	29,994	21,997	97	596

TOTAL ARRESTS BY ETHNIC ORIGIN - 2008

OFFENSES	TOTAL		ADULTS		JUVENILE	
	HISPANIC	NON HISPANIC	HISPANIC	NON HISPANIC	HISPANIC	NON HISPANIC
Murder	53	229	47	209	6	20
Rape	98	280	84	231	14	49
Robbery	925	3,503	609	2,353	316	1,150
Aggravated Assault	2,180	6,930	1,864	5,793	316	1,137
Burglary	1,264	5,443	995	4,117	269	1,326
Larceny - Theft	4,730	22,765	3,796	17,283	934	5,482
Motor Vehicle Theft	171	782	123	590	48	192
SUBTOTAL INDEX OFFENSES	9,421	39,932	7,518	30,576	1,903	9,356
Manslaughter	3	25	3	22	0	3
Simple Assault	5,793	21,514	4,966	18,031	827	3,483
Arson	78	334	35	132	43	202
Forgery & Counterfeiting	466	1,415	453	1,368	13	47
Fraud	824	4,360	796	4,246	28	114
Embezzlement	29	133	29	128	0	5
Stolen Property; Buying, Receiving, Possessing, etc.	807	3,424	623	2,539	184	885
Criminal/Malicious Mischief	1,263	6,037	768	3,308	495	2,729
Weapons; Carrying, Possessing, etc.	1,000	4,252	691	3,107	309	1,145
Prostitution and Commercialized Vice	385	1,135	377	1,111	8	24
Sex Offenses (Except Forcible Rape and Prostitution)	443	1,236	375	981	68	255
Drug Abuse Violations	7,708	47,224	6,902	42,100	806	5,124
Gambling	125	235	119	189	6	46
Offenses Against Family and Children	2,189	13,522	2,173	13,385	16	137
Driving Under the Influence	5,426	23,279	5,400	22,936	26	343
Liquor Laws	708	7,331	435	4,964	273	2,367
Disorderly Conduct	3,862	19,866	3,143	16,154	719	3,712
Vagrancy	266	1,632	264	1,602	2	30
All Other Offenses (Except Traffic)	26,037	138,453	24,666	131,670	1,371	6,783
Curfew and Loitering Law Violations	1,114	3,633	-	-	1,114	3,633
Runaways	1,085	2,965	-	-	1,085	2,965
GRAND TOTAL	69,032	341,937	59,736	298,549	9,296	43,388

COUNTY ARRESTS BY ETHNIC ORIGIN - 2008

COUNTY	TOTAL		ADULTS		JUVENILE	
	HISPANIC	NON HISPANIC	HISPANIC	NON HISPANIC	HISPANIC	NON HISPANIC
Atlantic	2,461	15,997	2,181	14,166	280	1831
Bergen	4,905	17,275	4,133	14,403	772	2872
Burlington	1,404	20,853	1,304	18,532	100	2321
Camden	5,013	27,703	3,713	21,976	1300	5727
Cape May	653	8,841	567	7,770	86	1071
Cumberland	2,513	7,260	2,142	5,832	371	1428
Essex	6,255	44,558	5,849	40,916	406	3642
Gloucester	771	17,372	711	15,618	60	1754
Hudson	11,817	17,585	10,126	16,271	1691	1314
Hunterdon	397	3,552	375	3,131	22	421
Mercer	2,645	21,003	2,240	18,084	405	2919
Middlesex	6,295	20,423	5,692	18,193	603	2230
Monmouth	3,228	29,900	2,963	25,837	265	4063
Morris	2,107	11,324	1,907	9,801	200	1523
Ocean	1,884	18,299	1,653	15,953	231	2346
Passaic	7,663	13,781	6,032	11,518	1631	2263
Salem	376	4,652	352	4,252	24	400
Somerset	1,506	7,152	1,287	5,609	219	1543
Sussex	298	4,529	254	3,847	44	682
Union	4,070	16,378	3,550	13,972	520	2406
Warren	325	4,354	295	3,912	30	442

TOTAL ARRESTS BY COUNTY - 2008

OFFENSES	Atlantic	Bergen	Burlington	Camden	Cape May	Cumberland	Essex	Gloucester
Murder	14	7	9	38	-	9	56	1
Rape	19	13	17	50	15	8	51	19
Robbery	220	210	141	312	52	167	892	88
Aggravated Assault	452	514	325	952	190	380	1,367	318
Burglary	370	404	269	690	195	278	784	341
Larceny - Theft	1,944	2,383	1,509	2,637	660	1,105	1,718	1,596
Motor Vehicle Theft	47	59	43	72	12	42	67	44
SUBTOTAL INDEX OFFENSES	3,066	3,590	2,313	4,751	1,124	1,989	4,935	2,407
Manslaughter	-	2	-	1	2	2	3	1
Simple Assault	1,568	1,791	1,361	2,425	489	1,142	2,257	1,215
Arson	19	46	11	42	13	7	31	22
Forgery & Counterfeiting	101	180	97	126	43	59	178	86
Fraud	145	587	140	245	132	83	435	173
Embezzlement	3	3	8	10	-	1	5	10
Stolen Property; Buying, Receiving, Possessing, etc.	219	329	156	441	58	116	801	191
Criminal/ Malicious Mischief	284	523	373	509	206	201	534	340
Weapons: Carrying; Possessing, etc.	259	282	299	482	71	158	942	156
Prostitution and Commercialized Vice	220	76	36	42	6	64	322	12
Sex Offenses (Except Forcible Rape and Prostitution)	48	180	42	97	38	48	201	49
Drug Abuse Violations	2,303	3,923	2,389	4,579	812	1,084	10,218	1,764
Gambling	196	30	1	-	1	1	24	5
Offenses Against Family and Children	847	695	1,111	319	342	23	92	1,237
Driving Under the Influence	1,732	2,321	2,103	2,324	738	1,030	969	1,135
Liquor Laws	97	744	631	255	668	43	254	460
Disorderly Conduct	687	1,114	355	1,575	1,496	628	2,374	855
Vagrancy	-	1	5	13	-	4	1,416	1
All Other Offenses (Except Traffic)	6,351	5,566	10,679	10,994	3,236	2,858	24,257	7,845
Curfew and Loitering Law Violations	199	47	100	2,796	12	232	46	166
Runaways	114	150	47	690	7	-	519	13
SUBTOTAL NONINDEX OFFENSES	15,392	18,590	19,944	27,965	8,370	7,784	45,878	15,736
GRAND TOTAL	18,458	22,180	22,257	32,716	9,494	9,773	50,813	18,143

TOTAL ARRESTS BY COUNTY - 2008

Hudson	Hunter-don	Mercer	Middle-sex	Mon-mouth	Morris	Ocean	Passaic	Salem	Somer-set	Sussex	Union	Warren
34	1	23	13	14	1	13	26	6	2	3	11	-
14	3	36	26	16	6	14	36	1	7	1	22	4
652	-	275	252	237	68	86	301	17	47	1	364	20
939	47	330	484	498	243	443	865	55	79	74	384	78
433	43	336	449	483	218	315	408	102	121	145	277	42
1,627	207	1,161	2,135	2,370	839	1,179	1,491	179	760	242	1,376	252
63	14	25	67	64	32	47	113	10	26	19	70	17
3,762	315	2,186	3,426	3,682	1,407	2,097	3,240	370	1,042	485	2,504	413
1	-	1	3	1	-	3	2	-	1	1	4	-
2,013	225	1,336	1,739	2,176	856	1,750	1,680	284	770	416	1,519	268
39	10	8	44	21	13	27	25	6	-	13	11	4
114	13	98	135	114	76	114	95	18	37	18	83	19
181	18	178	231	241	244	164	143	10	66	136	223	37
2	1	23	48	17	7	9	4	-	-	-	11	-
321	27	202	283	242	101	145	159	36	41	20	308	18
509	78	241	595	796	348	446	275	77	206	165	450	113
364	75	236	304	350	117	177	332	51	71	45	404	30
167	1	92	51	63	26	18	188	4	13	1	111	2
149	35	65	114	125	66	51	153	19	44	30	68	27
3,637	779	3,108	2,777	4,131	1,832	2,340	3,616	451	914	490	2,970	499
17	-	18	-	-	2	1	51	-	-	8	-	-
1,851	28	917	2,003	2,404	39	54	56	1,431	612	516	60	572
794	696	1,260	2,340	2,269	1,927	2,227	1,189	330	1,033	518	1,194	408
180	56	292	510	1,441	462	822	282	26	160	129	311	106
1,478	168	1,977	1,428	2,090	689	1,435	1,292	201	388	93	1,385	164
9	1	69	9	74	5	-	2	-	-	-	4	6
13,332	1,399	10,771	10,573	12,378	5,109	8,065	7,520	1,690	3,077	1,735	8,578	1,976
263	17	28	44	395	27	111	20	19	33	3	173	16
219	7	542	61	118	78	127	1,120	5	150	5	77	1
25,640	3,634	21,462	23,292	29,446	12,024	18,086	18,204	4,658	7,616	4,342	17,944	4,266
29,402	3,949	23,648	26,718	33,128	13,431	20,183	21,444	5,028	8,658	4,827	20,448	4,679

ADULT ARRESTS BY COUNTY - 2008

OFFENSES	Atlantic	Bergen	Burling- ton	Camden	Cape May	Cumber- land	Essex	Glou- cester
Murder	13	7	9	36	-	5	55	1
Rape	18	9	12	37	15	8	46	17
Robbery	146	139	108	232	44	115	572	69
Aggravated Assault	388	451	245	770	155	302	1,175	260
Burglary	271	317	195	567	148	227	652	264
Larceny - Theft	1,543	1,798	1,169	2,101	455	826	1,439	1,211
Motor Vehicle Theft	34	45	33	59	10	28	36	35
SUBTOTAL INDEX OFFENSES	2,413	2,766	1,771	3,802	827	1,511	3,975	1,857
Manslaughter	-	1	-	-	2	2	3	1
Simple Assault	1,337	1,574	1,086	1,952	426	866	2,040	1,052
Arson	8	11	6	15	7	4	11	10
Forgery & Counterfeiting	96	175	94	122	43	57	176	84
Fraud	139	579	133	238	126	79	420	170
Embezzlement	3	3	8	10	-	1	5	10
Stolen Property; Buying, Receiving, Possessing, etc.	166	275	118	325	45	89	573	142
Criminal/Malicious Mischief	170	193	230	285	86	117	419	196
Weapons; Carrying, Possessing, etc.	189	201	217	355	55	95	774	114
Prostitution and Commercialized Vice	214	74	36	34	6	63	321	12
Sex Offenses (Except Forcible Rape and Prostitution)	45	146	35	74	29	33	157	35
Drug Abuse Violations	2,057	3,449	2,062	4,090	663	975	9,623	1,584
Gambling	162	30	1	-	1	1	24	5
Offenses Against Family and Children	847	686	1,111	317	339	23	78	1,235
Driving Under the Influence	1,719	2,280	2,086	2,303	718	1,008	962	1,117
Liquor Laws	56	343	446	150	492	32	179	414
Disorderly Conduct	568	747	276	1,157	1,336	424	2,130	703
Vagrancy	-	1	1	7	-	-	1,411	1
All Other Offenses (Except Traffic)	6,158	5,002	10,119	10,453	3,136	2,594	23,484	7,587
Curfew and Loitering Law Violations	-	-	-	-	-	-	-	-
Runaways	-	-	-	-	-	-	-	-
SUBTOTAL NONINDEX OFFENSES	13,934	15,770	18,065	21,887	7,510	6,463	42,790	14,472
GRAND TOTAL	16,347	18,536	19,836	25,689	8,337	7,974	46,765	16,329

ADULT ARRESTS BY COUNTY - 2008

Hudson	Hunter-don	Mercer	Middle-sex	Mon-mouth	Morris	Ocean	Passaic	Salem	Somer-set	Sussex	Union	Warren
27	1	21	12	12	1	12	24	4	2	3	10	-
14	3	26	19	16	6	11	29	-	5	1	19	4
410	-	190	187	151	59	75	166	15	32	1	212	18
794	42	287	399	398	210	388	736	40	65	63	325	72
334	39	226	323	348	172	236	331	65	58	88	212	35
1,409	171	821	1,628	1,730	678	851	1,116	143	511	180	1,006	176
33	13	18	61	47	25	35	101	9	16	15	44	16
3,021	269	1,589	2,629	2,702	1,151	1,608	2,503	276	689	351	1,828	321
1	-	1	3	1	-	2	2	-	1	1	4	-
1,837	183	1,068	1,461	1,863	743	1,480	1,296	214	592	358	1,315	229
29	3	5	15	5	3	10	10	2	-	1	11	1
111	13	96	123	110	75	111	93	16	33	18	82	16
175	17	168	225	226	234	155	134	9	61	131	216	37
2	1	22	47	16	6	9	4	-	-	-	10	-
248	21	113	217	177	88	106	110	29	31	20	237	15
293	38	98	343	422	195	287	154	46	93	71	246	73
259	59	126	219	248	92	116	201	39	35	27	312	19
162	1	90	50	62	25	17	187	4	13	1	109	2
139	31	55	89	100	49	41	122	16	23	22	60	25
3,281	692	2,692	2,494	3,655	1,519	1,939	3,268	400	792	372	2,657	427
17	-	1	-	-	1	1	51	-	-	8	-	-
1,846	28	914	2,000	2,403	36	47	44	1,431	611	429	60	571
790	691	1,244	2,318	2,230	1,892	2,194	1,179	325	1,025	503	1,182	402
98	41	206	409	1,004	257	573	177	21	65	77	169	80
1,224	139	1,770	1,088	1,631	469	1,203	1,123	164	187	63	922	133
9	1	69	7	73	1	-	-	-	-	-	4	2
12,855	1,278	9,997	10,148	11,872	4,872	7,707	6,892	1,612	2,645	1,648	8,098	1,854
-	-	-	-	-	-	-	-	-	-	-	-	-
-	-	-	-	-	-	-	-	-	-	-	-	-
23,376	3,237	18,735	21,256	26,098	10,557	15,998	15,047	4,328	6,207	3,750	15,694	3,886
26,397	3,506	20,324	23,885	28,800	11,708	17,606	17,550	4,604	6,896	4,101	17,522	4,207

JUVENILE ARRESTS BY COUNTY - 2008

OFFENSES	Atlantic	Bergen	Burlington	Camden	Cape May	Cumberland	Essex	Gloucester
Murder	1	-	-	2	-	4	1	-
Rape	1	4	5	13	-	-	5	2
Robbery	74	71	33	80	8	52	320	19
Aggravated Assault	64	63	80	182	35	78	192	58
Burglary	99	87	74	123	47	51	132	77
Larceny - Theft	401	585	340	536	205	279	279	385
Motor Vehicle Theft	13	14	10	13	2	14	31	9
SUBTOTAL INDEX OFFENSES	653	824	542	949	297	478	960	550
Manslaughter	-	1	-	1	-	-	-	-
Simple Assault	231	217	275	473	63	276	217	163
Arson	11	35	5	27	6	3	20	12
Forgery & Counterfeiting	5	5	3	4	-	2	2	2
Fraud	6	8	7	7	6	4	15	3
Embezzlement	-	-	-	-	-	-	-	-
Stolen Property; Buying, Receiving, Possessing, etc.	53	54	38	116	13	27	228	49
Criminal/Malicious Mischief	114	330	143	224	120	84	115	144
Weapons; Carrying, Possessing, etc.	70	81	82	127	16	63	168	42
Prostitution and Commercialized Vice	6	2	-	8	-	1	1	-
Sex Offenses (Except Forcible Rape and Prostitution)	3	34	7	23	9	15	44	14
Drug Abuse Violations	246	474	327	489	149	109	595	180
Gambling	34	-	-	-	-	-	-	-
Offenses Against Family and Children	-	9	-	2	3	-	14	2
Driving Under the Influence	13	41	17	21	20	22	7	18
Liquor Laws	41	401	185	105	176	11	75	46
Disorderly Conduct	119	367	79	418	160	204	244	152
Vagrancy	-	-	4	6	-	4	5	-
All Other Offenses (Except Traffic)	193	564	560	541	100	264	773	258
Curfew and Loitering Law Violations	199	47	100	2,796	12	232	46	166
Runaways	114	150	47	690	7	-	519	13
SUBTOTAL NONINDEX OFFENSES	1,458	2,820	1,879	6,078	860	1,321	3,088	1,264
GRAND TOTAL	2,111	3,644	2,421	7,027	1,157	1,799	4,048	1,814

JUVENILE ARRESTS BY COUNTY - 2008

Hudson	Hunter-don	Mercer	Middle-sex	Mon-mouth	Morris	Ocean	Passaic	Salem	Somer-set	Sussex	Union	Warren
7	-	2	1	2	-	1	2	2	-	-	1	-
-	-	10	7	-	-	3	7	1	2	-	3	-
242	-	85	65	86	9	11	135	2	15	-	152	2
145	5	43	85	100	33	55	129	15	14	11	59	6
99	4	110	126	135	46	79	77	37	63	57	65	7
218	36	340	507	640	161	328	375	36	249	62	370	76
30	1	7	6	17	7	12	12	1	10	4	26	1
741	46	597	797	980	256	489	737	94	353	134	676	92
-	-	-	-	-	-	1	-	-	-	-	-	-
176	42	268	278	313	113	270	384	70	178	58	204	39
10	7	3	29	16	10	17	15	4	-	12	-	3
3	-	2	12	4	1	3	2	2	4	-	1	3
6	1	10	6	15	10	9	9	1	5	5	7	-
-	-	1	1	1	1	-	-	-	-	-	1	-
73	6	89	66	65	13	39	49	7	10	-	71	3
216	40	143	252	374	153	159	121	31	113	94	204	40
105	16	110	85	102	25	61	131	12	36	18	92	11
5	-	2	1	1	1	1	1	-	-	-	2	-
10	4	10	25	25	17	10	31	3	21	8	8	2
356	87	416	283	476	313	401	348	51	122	118	313	72
-	-	17	-	-	1	-	-	-	-	-	-	-
5	-	3	3	1	3	7	12	-	1	87	-	1
4	5	16	22	39	35	33	10	5	8	15	12	6
82	15	86	101	437	205	249	105	5	95	52	142	26
254	29	207	340	459	220	232	169	37	201	30	463	31
-	-	-	2	1	4	-	2	-	-	-	-	4
477	121	774	425	506	237	358	628	78	432	87	480	122
263	17	28	44	395	27	111	20	19	33	3	173	16
219	7	542	61	118	78	127	1,120	5	150	5	77	1
2,264	397	2,727	2,036	3,348	1,467	2,088	3,157	330	1,409	592	2,250	380
3,005	443	3,324	2,833	4,328	1,723	2,577	3,894	424	1,762	726	2,926	472

COMPARATIVE ARRESTS BY COUNTY 2007/2008

COUNTY	2007 TOTAL	2008 TOTAL	PERCENT CHANGE	2008 RATE PER 1,000 INHABITANTS
ATLANTIC	20,829	18,458	-11	68.2
BERGEN	23,505	22,180	-6	24.8
BURLINGTON	22,588	22,257	-1	49.8
CAMDEN	32,821	32,716	*	63.7
CAPE MAY	9,121	9,494	4	98.5
CUMBERLAND	9,402	9,773	4	62.8
ESSEX	51,849	50,813	-2	65.5
GLOUCESTER	17,954	18,143	1	63.5
HUDSON	29,416	29,402	*	49.2
HUNTERDON	4,279	3,949	-8	30.5
MERCER	24,245	23,648	-2	64.7
MIDDLESEX	27,524	26,718	-3	33.9
MONMOUTH	32,223	33,128	3	51.6
MORRIS	14,512	13,431	-7	27.5
OCEAN	23,052	20,183	-12	35.7
PASSAIC	21,941	21,444	-2	43.6
SALEM	5,388	5,028	-7	76.2
SOMERSET	8,535	8,658	1	26.8
SUSSEX	4,978	4,827	-3	31.9
UNION	19,537	20,448	5	39.0
WARREN	4,536	4,679	3	42.6

* Less Than one-half of one percent

ADULT AND JUVENILE ARRESTS BY COUNTY

MALE - FEMALE - 2008

COUNTY	TOTAL		ADULTS		JUVENILES	
	MALE	FEMALE	MALE	FEMALE	MALE	FEMALE
Atlantic	13,032	5,426	11,551	4,796	1,481	630
Bergen	16,890	5,290	14,203	4,333	2,687	957
Burlington	15,696	6,561	13,882	5,954	1,814	607
Camden	24,216	8,500	19,274	6,415	4,942	2,085
Cape May	6,971	2,523	6,118	2,219	853	304
Cumberland	6,027	3,746	4,916	3,058	1,111	688
Essex	40,601	10,212	37,434	9,331	3,167	881
Gloucester	13,276	4,867	11,988	4,341	1,288	526
Hudson	24,358	5,044	22,029	4,368	2,329	676
Hunterdon	2,731	1,218	2,428	1,078	303	140
Mercer	18,584	5,064	16,291	4,033	2,293	1,031
Middlesex	20,447	6,271	18,399	5,486	2,048	785
Monmouth	24,713	8,415	21,588	7,212	3,125	1,203
Morris	10,202	3,229	8,898	2,810	1,304	419
Ocean	15,137	5,046	13,194	4,412	1,943	634
Passaic	16,563	4,881	14,054	3,496	2,509	1,385
Salem	3,497	1,531	3,212	1,392	285	139
Somerset	6,441	2,217	5,249	1,647	1,192	570
Sussex	3,332	1,495	2,822	1,279	510	216
Union	16,104	4,344	13,929	3,593	2,175	751
Warren	3,350	1,329	3,010	1,197	340	132

COUNTY ARRESTS BY RACE - 2008

COUNTY	TOTAL ARRESTS BY RACE			
	WHITE	BLACK	AMERICAN INDIAN OR ALASKAN NATIVE	ASIAN OR PACIFIC ISLANDER
Atlantic	10,972	7,231	25	230
Bergen	16,264	4,833	100	983
Burlington	12,274	9,777	17	189
Camden	18,165	14,344	44	163
Cape May	8,074	1,396	6	18
Cumberland	5,133	4,620	8	12
Essex	12,035	38,422	120	236
Gloucester	12,518	5,534	23	68
Hudson	16,213	12,569	93	527
Hunterdon	3,485	429	2	33
Mercer	8,491	14,988	9	160
Middlesex	16,830	8,884	77	927
Monmouth	22,474	10,373	24	257
Morris	11,231	1,973	35	192
Ocean	17,316	2,708	93	66
Passaic	13,625	7,643	55	121
Salem	2,591	2,432	3	2
Somerset	5,573	2,938	16	131
Sussex	4,575	240	-	12
Union	9,204	11,060	23	161
Warren	4,005	533	110	31

COUNTY ARRESTS BY RACE - 2008

ADULT ARRESTS BY RACE				JUVENILE ARRESTS BY RACE			
WHITE	BLACK	AMERICAN INDIAN OR ALASKAN NATIVE	ASIAN OR PACIFIC ISLANDER	WHITE	BLACK	AMERICAN INDIAN OR ALASKAN NATIVE	ASIAN OR PACIFIC ISLANDER
9,835	6,288	20	204	1,137	943	5	26
13,580	4,121	63	772	2,684	712	37	211
10,895	8,743	17	181	1,379	1,034	-	8
15,336	10,188	39	126	2,829	4,156	5	37
7,083	1,234	4	16	991	162	2	2
4,444	3,511	8	11	689	1,109	-	1
11,253	35,186	117	209	782	3,236	3	27
11,221	5,022	23	63	1,297	512	-	5
14,281	11,530	84	502	1,932	1,039	9	25
3,078	394	2	32	407	35	-	1
7,304	12,867	9	144	1,187	2,121	-	16
15,090	7,929	75	791	1,740	955	2	136
19,598	8,948	24	230	2,876	1,425	-	27
9,774	1,732	28	174	1,457	241	7	18
15,129	2,328	87	62	2,187	380	6	4
11,021	6,369	50	110	2,604	1,274	5	11
2,364	2,235	3	2	227	197	-	-
4,524	2,246	12	114	1,049	692	4	17
3,877	212	-	12	698	28	-	-
7,830	9,527	21	144	1,374	1,533	2	17
3,587	493	102	25	418	40	8	6

POLICE DISPOSITION OF JUVENILES TAKEN INTO CUSTODY BY COUNTY- 2008

COUNTY		HANDLED WITHIN DEPARTMENT & RELEASED	REFERRED TO JUVENILE COURT OR PROBATION DEPARTMENT	REFERRED TO WELFARE AGENCY	REFERRED TO OTHER POLICE AGENCY	REFERRED TO CRIMINAL OR ADULT COURT	TOTAL POLICE DISPOSITION OF JUVENILES
Atlantic	Number	588	1,356	-	21	146	2,111
	Percent Distribution	27.9	64.2	0.0	1.0	6.9	—
Bergen	Number	1,303	2,293	20	3	25	3,644
	Percent Distribution	35.8	62.9	0.5	0.1	0.7	—
Burlington	Number	616	1,748	7	9	41	2,421
	Percent Distribution	25.4	72.2	0.3	0.4	1.7	—
Camden	Number	3,910	2,972	2	5	138	7,027
	Percent Distribution	55.6	42.3	-	0.1	2.0	—
Cape May	Number	204	937	1	1	14	1,157
	Percent Distribution	17.6	81.0	0.1	0.1	1.2	—
Cumberland	Number	213	1,571	-	1	14	1,799
	Percent Distribution	11.8	87.3	0.0	0.1	0.8	—
Essex	Number	1,118	2,896	10	5	19	4,048
	Percent Distribution	27.6	71.5	0.2	0.1	0.5	—
Gloucester	Number	525	1,264	4	6	15	1,814
	Percent Distribution	28.9	69.7	0.2	0.3	0.8	—
Hudson	Number	961	2,010	2	5	27	3,005
	Percent Distribution	32.0	66.9	0.1	0.2	0.9	—
Hunterdon	Number	149	287	2	-	5	443
	Percent Distribution	33.6	64.8	0.5	0.0	1.1	—
Mercer	Number	1,296	2,002	11	4	11	3,324
	Percent Distribution	39.0	60.2	0.3	0.1	0.3	—
Middlesex	Number	818	1,949	-	31	35	2,833
	Percent Distribution	28.9	68.8	0.0	1.1	1.2	—

POLICE DISPOSITION OF JUVENILES TAKEN INTO CUSTODY BY COUNTY- 2008

COUNTY		HANDLED WITHIN DEPARTMENT & RELEASED	REFERRED TO JUVENILE COURT OR PROBATION DEPARTMENT	REFERRED TO WELFARE AGENCY	REFERRED TO OTHER POLICE AGENCY	REFERRED TO CRIMINAL OR ADULT COURT	TOTAL POLICE DISPOSITION OF JUVENILES
Monmouth	Number	1,498	2,783	4	8	35	4,328
	Percent Distribution	34.6	64.3	0.1	0.2	0.8	—
Morris	Number	652	921	2	61	87	1,723
	Percent Distribution	37.8	53.5	0.1	3.5	5.0	—
Ocean	Number	746	1,782	7	16	26	2,577
	Percent Distribution	28.9	69.2	0.3	0.6	1.0	—
Passaic	Number	2,165	1,708	5	8	8	3,894
	Percent Distribution	55.6	43.9	0.1	0.2	0.2	—
Salem	Number	33	387	-	1	3	424
	Percent Distribution	7.8	91.3	0.0	0.2	0.7	—
Somerset	Number	748	668	309	14	23	1,762
	Percent Distribution	42.5	37.9	17.5	0.8	1.3	—
Sussex	Number	96	610	4	4	12	726
	Percent Distribution	13.2	84.0	0.6	0.6	1.7	—
Union	Number	1,365	1,548	-	6	7	2,926
	Percent Distribution	46.7	52.9	0.0	0.2	0.2	—
Warren	Number	166	289	1	2	14	472
	Percent Distribution	35.2	61.2	0.2	0.4	3.0	—
STATE TOTALS	Number	19,170	31,981	391	211	705	52,458
	Percent Distribution	36.5	61.0	0.7	0.4	1.3	—

Percent distribution may not add to 100 due to rounding.

† Includes arrests by State agencies in unspecified counties.

* Less than one-tenth of one percent.

ARREST SUMMARY FOR NON-INDEX OFFENSES

MANSLAUGHTER

Definition

The unlawful killing of a human being, by another, through gross negligence. Arrests relating to traffic fatalities are included.

- There were 28 arrests reported by law enforcement agencies for manslaughter during the year, a decrease of 20 percent when compared to 2007.
- Adults accounted for 89 percent and juveniles accounted for 11 percent of the arrests.
- Males accounted for 89 percent of the arrests and females 11 percent.
- Sixty-four percent of the persons arrested were white and 32 percent were black and 4 percent were other races.
- The Hispanic ethnic origin accounted for 11 percent of the arrests and 89 percent were non-Hispanic.

SIMPLE ASSAULT

Definition

Simple assault, as defined under the New Jersey Uniform Crime Reporting System, is an assault or an attempted assault where no weapon is used and which does not result in serious or aggravated injury to the victim.

- There were 27,307 arrests reported by law enforcement agencies for Simple Assault during this year, a decrease of 2 percent when compared to 2007.
- Adults accounted for 84 percent and juveniles accounted for 16 percent of the arrests.
- Males accounted for 73 percent and females 27 percent of the arrests.
- Sixty-four percent of the persons arrested were white, 34 percent were black, and 2 percent were other races.
- The Hispanic ethnic origin accounted for 21 percent of the arrests and 79 were non -Hispanic.

ARSON

Definition

Under this program, arson is defined as the willful or malicious burning, or attempting to burn, with or without intent to defraud; a dwelling, house, building, ship or vessel, motor vehicle or aircraft, contents of building, personal property of another, etc..

- There were 412 arrests reported by law enforcement agencies for Arson during this year, an increase of 4 percent when compared to 2007.
- Adults accounted for 41 percent and juveniles accounted for 59 percent of the arrests.
- Males accounted for 85 percent and females 15 percent of the arrests.
- Seventy-three percent of total persons arrested in 2008 were white, 24 percent were black, and 3 percent were other races.
- The Hispanic ethnic origin accounted for 19 percent of the arrests and 81 percent were non-Hispanic.

FORGERY AND COUNTERFEITING

Definition

The definition of forgery and counterfeiting is the making, altering, uttering or possessing or attempting to make, alter, utter or possess, with intent to defraud, anything false which is made to appear true.

- There were 1,881 arrests reported during the year for Forgery or Counterfeiting, a 12 percent decrease compared to 2007.
- Adults accounted for 97 percent and juveniles accounted for 3 percent of the arrests.
- Males accounted for 66 percent of the arrests and females 34 percent.
- Sixty-two percent of the persons arrested were white, 34 percent were black, and 3 percent were other races.
- Hispanics accounted for 25 percent of the arrests and 75 percent were non-Hispanic.

FRAUD

Definition

In Uniform Crime Reporting, fraud is the fraudulent conversion and obtaining money or property by false pretenses. This includes bad checks, confidence games, etc., except forgeries and counterfeiting.

- There were 5,184 arrests reported during the year for Fraud, which is an increase of 2 percent compared to 2007.
- Adult arrests accounted for 97 percent and juveniles accounted for 3 percent of the arrests.
- Males accounted for 67 percent and females 33 percent of the arrests.
- Sixty-one percent of the persons arrested in 2008 were white, 36 percent were black, and 3 percent were other races.
- The Hispanic ethnic origin accounted for 16 percent of the arrests and 84 were non-Hispanic.

EMBEZZLEMENT

Definition

The definition of embezzlement is the misappropriation or misapplication of money or property entrusted to one's care, custody or control.

- There were 162 arrests reported by law enforcement agencies for Embezzlement during this year, an increase of 19 percent when compared to 2007.
- Adults accounted for 97 percent and juveniles accounted for 3 percent of the arrests.
- Males accounted for 54 percent and females 46 percent of the arrests.
- Fifty-seven percent of the persons arrested in 2008 were white, 41 percent were black and 2 percent were other races.
- The Hispanic ethnic origin accounted for 18 percent of the arrests and 82 percent were non-Hispanic.

STOLEN PROPERTY

(Buying, Receiving, Possessing)

Definition

Included in this class are all offenses of buying, receiving, and possessing stolen property, as well as all attempts to commit any of these offenses.

- There were 4,231 arrests reported by law enforcement agencies for Stolen Property during this year, a decrease of 13 percent compared to 2007.
- Adults accounted for 75 percent and juveniles accounted for 25 percent of the arrests.
- Males accounted for 81 percent and females 19 percent of the arrests.
- Forty-five percent of total persons arrested were white, 54 percent were black, and 1 percent were other races.
- The Hispanic ethnic origin accounted for 19 percent of the arrests and 81 percent were non-Hispanic.

CRIMINAL/MALICIOUS MISCHIEF

Definition

Criminal/Malicious mischief is defined as the willful destruction, injury, disfigurement, or defacement of property without consent of the owner or persons having custody or control.

- There were 7,300 arrests reported by law enforcement agencies for Malicious Mischief during this year, a decrease of 7 percent when compared to 2007.
- Adults accounted for 56 percent and juveniles accounted for 44 percent of the arrests.
- Males accounted for 82 percent and females 18 percent of the arrests.
- Seventy-four percent of the persons arrested in 2008 were white, 25 percent were black, and 1 percent were other races.
- The Hispanic ethnic origin accounted for 17 percent of the arrests and 83 were non-Hispanic.

WEAPONS: CARRYING, POSSESSING, etc.

Definition

Under this program, this offense includes all the violations of regulations or statutes controlling the carrying, using, possessing, furnishing, and manufacturing of deadly weapons or silencers, and attempts.

- There were 5,252 arrests reported by law enforcement agencies for Weapons during this year, a decrease of 9 percent when compared to 2007.
- Adults accounted for 72 percent and juveniles accounted for 28 percent of the arrests.
- Males accounted for 87 percent and females 13 percent of the arrests.
- Forty-seven percent of the persons arrested in 2008 were white, 52 percent were black, and 1 percent were other races.
- The Hispanic ethnic origin accounted for 19 percent of the arrests and 81 were non-Hispanic.

PROSTITUTION AND COMMERCIALIZED VICE

Definition

Prostitution and commercialized vice are sex offenses of a commercialized nature and attempts. Included in this category are prostitution, keeping a bawdy house, procuring or transporting women for immoral purposes, etc..

- There were 1,520 arrests reported by law enforcement agencies for prostitution and commercialized vice during this year, a decrease of 23 percent when compared to 2007.
- Adults accounted for 98 percent, and juveniles accounted for 2 percent of the arrests.
- Males accounted for 42 percent and females 58 percent of the arrests.
- Fifty-six percent of total persons arrested in 2008 were white, 39 percent were black, and 5 percent were other races.
- The Hispanic ethnic origin accounted for 25 percent of the arrests and 75 percent were non-Hispanic.

SEX OFFENSES

Definition

Sex offenses, as defined under the New Jersey Uniform Crime Reporting Program, do not include rape, prostitution and commercialized vice. Included in this class are offenses against chastity, common decency, morals, and the like; attempts are also included.

- There were 1,679 arrests reported by law enforcement agencies for Sex Offenses during this year, a decrease of 4 percent when compared to 2007.
- Adults accounted for 81 percent, and juveniles accounted for 19 percent of the arrests.
- Males accounted for 86 percent and females 14 percent of the arrests.
- Sixty-eight percent of total persons arrested in 2008 were white, 29 percent were black, and 3 percent were other races.
- The Hispanic ethnic origin accounted for 26 percent of the arrests and 74 percent were non-Hispanic.

DRUG ABUSE VIOLATIONS

Definition

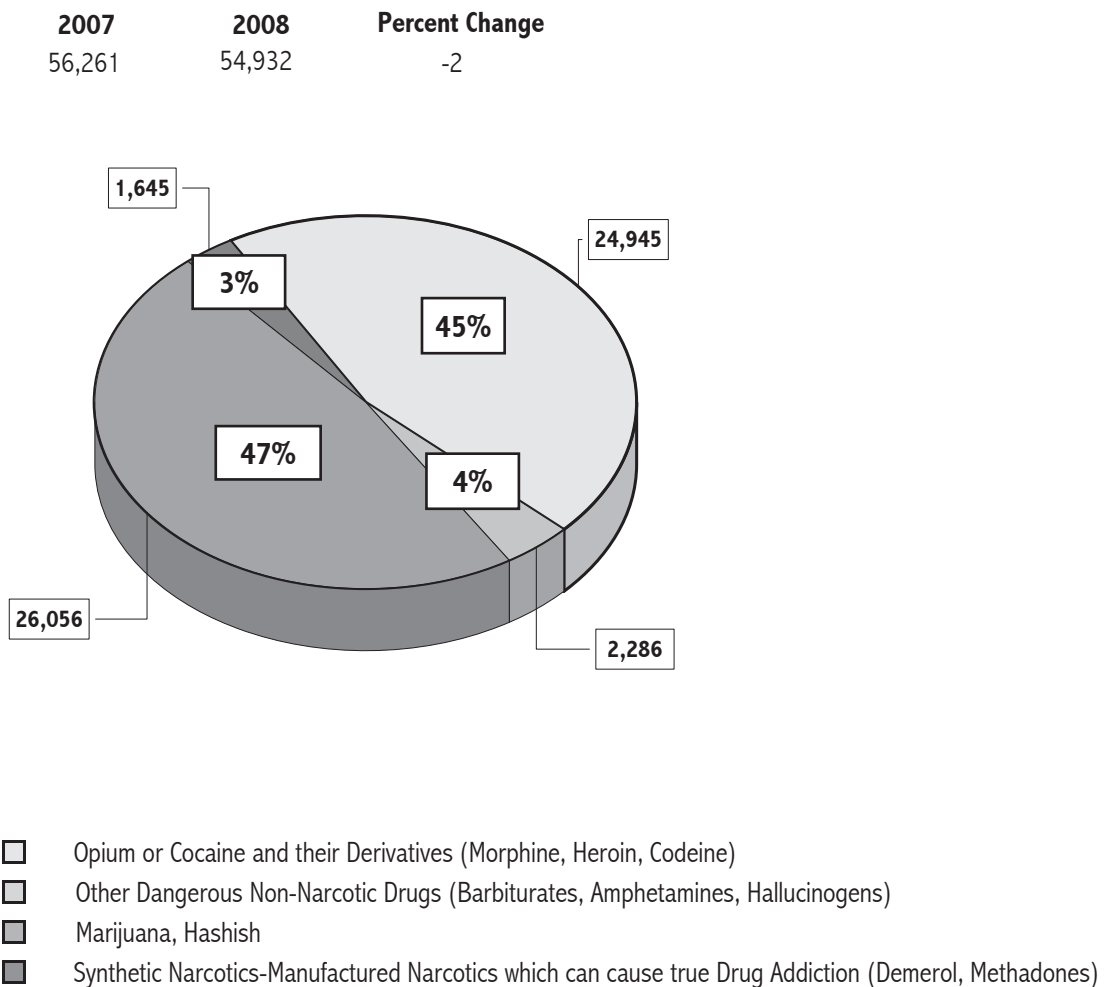
Under the program, drug abuse violations are defined as the unlawful sale/manufacturing/possession/use of the below listed narcotics and drugs:

- a. Opium or Cocaine and their derivatives (morphine, heroin, codeine).
- b. Marijuana, hashish, etc.
- c. Synthetic narcotics—manufactured narcotics which can cause true drug addiction—(Demerol, methadone).
- d. Other—dangerous non-narcotic drugs (barbiturates, amphetamines, hallucinogens).

- There were 54,932 arrests reported by law enforcement agencies for drug abuse violations during this year, a decrease of 2 percent when compared to 2007.
- Adults accounted for 89 percent, and juveniles accounted for 11 percent of the arrests.

- Forty-three percent of persons arrested for drug abuse violations were under the age of 21.
- Males accounted for 82 percent and females 18 percent of the arrests.
- Fifty-six percent of total persons arrested in 2008 were white, 43 percent were black and 1 percent were other races.
- The hispanics ethnic origin accounted for 14 percent of the arrests and 86 were non-Hispanic.
- Arrests for possession/use of drugs accounted for 77 percent of the arrests, and the remaining 23 percent were for the sale/manufacturing of drugs.
- Arrests for opium or cocaine and their derivatives represented 39 percent of the possession/use category and 65 percent of the sale/manufacturing category. Overall, they accounted for 45 percent of the total drug abuse violation arrests.

2008 TOTAL ARRESTS FOR ALL DRUG ABUSE VIOLATIONS

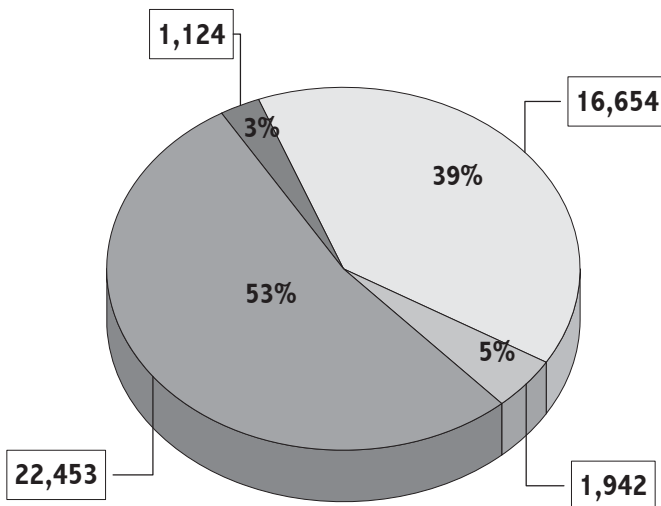


Percent distribution may not add to 100 due to rounding.

2008 ANALYSIS OF DRUG ABUSE VIOLATION

POSSESSION/USE ARRESTS

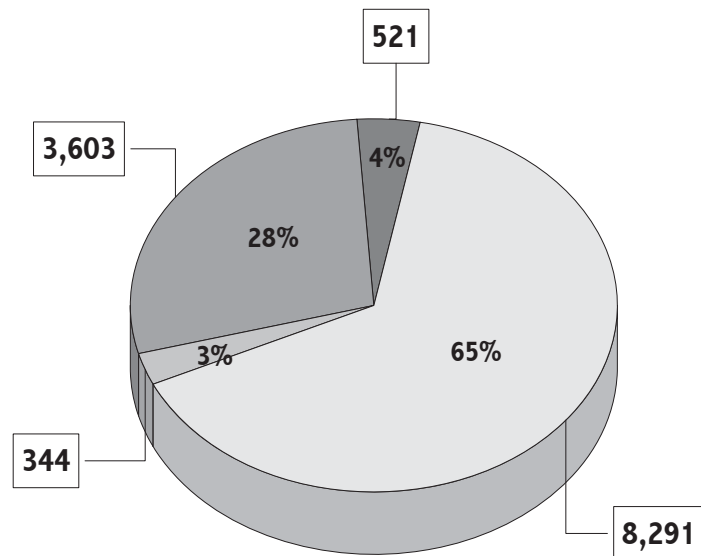
2007	2008	Percent Change
42,851	42,173	-2



- Opium or Cocaine and their Derivatives (Morphine, Heroin, Codeine)
- Other Dangerous Non-Narcotic Drugs (Barbiturates, Amphetamines, Hallucinogens)
- Marijuana, Hashish
- Synthetic Narcotics-Manufactured Narcotics which can cause true Drug Addiction (Demerol, Methadones)

SALE/MANUFACTURE ARRESTS

2007	2008	Percent Change
13,410	12,759	-5



Percent may not add to 100 due to rounding

STATE OF NEW JERSEY

FIVE YEAR RECAPITULATION OF POSSESSION/USE- SALE/MANUFACTURE DRUG ARRESTS

2004 through 2008

	2004	2005	2006	2007	2008
SALE/MANUFACTURE ARRESTS					
Opium or Cocaine and their Derivatives	11,146	10,292	9,316	9,278	8,291
Marijuana and Hashish	3,229	3,242	2,926	3,347	3,603
Synthetic Narcotics (Demerol, Methadones)	382	418	463	447	521
Other Dangerous Non-Narcotic Drugs	425	295	320	338	344
TOTAL SALE/MANUFACTURE ARRESTS	15,182	14,247	13,025	13,410	12,759

POSSESSION/USE ARRESTS

Opium or Cocaine and their Derivatives	18,966	20,030	20,679	17,694	16,654
Marijuana and Hashish	18,939	19,898	20,279	22,135	22,453
Synthetic Narcotics (Demerol, Methadones)	739	785	809	936	1,124
Other Dangerous Non-Narcotic Drugs	1,988	2,012	2,121	2,086	1,942
TOTAL POSSESSION/USE ARRESTS	40,632	42,725	43,888	42,851	42,173

COMBINED DRUG ARRESTS

Opium or Cocaine and their Derivatives	30,112	30,322	29,995	26,972	24,945
Marijuana and Hashish	22,168	23,140	23,205	25,482	26,056
Synthetic Narcotics (Demerol, Methadones)	1,121	1,203	1,272	1,383	1,645
Other Dangerous Non-Narcotic Drugs	2,413	2,307	2,441	2,424	2,286
GRAND TOTAL DRUG ARRESTS	55,814	56,972	56,913	56,261	54,932

COMPARATIVE DRUG ARRESTS BY COUNTY 2007/2008

COUNTY	SALE/MANUFACTURE ARRESTS			POSSESSION/USE ARRESTS			GRAND TOTAL		
	2007	2008	PERCENT CHANGE	2007	2008	PERCENT CHANGE	2007	2008	PERCENT CHANGE
ATLANTIC	287	262	-9	2,416	2,041	-16	2,703	2,303	-15
BERGEN	593	623	5	3,369	3,300	-2	3,962	3,923	-1
BURLINGTON	290	230	-21	2,091	2,159	3	2,381	2,389	*
CAMDEN	618	623	1	4,251	3,956	-7	4,869	4,579	-6
CAPE MAY	116	132	14	581	680	17	697	812	16
CUMBERLAND	172	139	-19	963	945	-2	1,135	1,084	-4
ESSEX	4,479	3,778	-16	6,253	6,440	3	10,732	10,218	-5
GLOUCESTER	212	158	-25	1,880	1,606	-14	2,092	1,764	-16
HUDSON	1,523	1,586	4	2,168	2,051	-5	3,691	3,637	-1
HUNTERDON	73	73	*	725	706	-3	798	779	-2
MERCER	732	900	23	1,758	2,208	26	2,490	3,108	25
MIDDLESEX	552	608	10	2,298	2,169	-6	2,850	2,777	-3
MONMOUTH	462	560	21	3,695	3,571	-3	4,157	4,131	-1
MORRIS	186	201	8	1,654	1,631	-1	1,840	1,832	*
OCEAN	435	474	9	1,898	1,866	-2	2,333	2,340	*
PASSAIC	1,685	1,269	-25	2,286	2,347	3	3,971	3,616	-9
SALEM	112	152	36	316	299	-5	428	451	5
SOMERSET	91	99	9	1,010	815	-19	1,101	914	-17
SUSSEX	59	79	34	432	411	-5	491	490	*
UNION	625	662	6	2,195	2,308	5	2,820	2,970	5
WARREN	77	108	40	479	391	-18	556	499	-10

* Less than one-half of one percent.

GAMBLING

Definition

Gambling violations are defined as the promoting, permitting or engaging in illegal gambling.

- There were 360 gambling arrests reported this year, resulting in a decrease of 48 percent compared to 2007.
- Eighty-six percent of the arrests were adults and 14 percent were juveniles.
- Males represented 64 percent and females 36 percent of the arrests.
- Seventy-two percent of the total persons arrested in 2008 were white, 21 percent were black, and 6 percent were other races.
- The Hispanic ethnic origin accounted for 35 percent of the arrests and 65 percent were non-Hispanic.

OFFENSES AGAINST FAMILY AND CHILDREN

Definition

The definition of offenses against family and children is the nonsupport, neglect, desertion or abuse of family and children.

- There were 15,711 arrests reported by law enforcement agencies for offenses against family during this year, an increase of 5 percent when compared to 2007.
- Adults accounted for 99 percent and juveniles accounted for 1 percent of the arrests.
- Males accounted for 88 percent and females 12 percent of the arrests.
- Fifty-four percent of total persons arrested in 2008 were white, 45 percent were black, 1 percent were other races.
- The Hispanic ethnic origin accounted for 14 percent of the arrests and 86 percent were non-Hispanic.

DRIVING UNDER THE INFLUENCE

Definition

Under the New Jersey Crime Reporting Program, the offense of driving under the influence is defined as the driving or operating of any motor vehicle while drunk or under the influence of alcohol or narcotics.

- There were 28,705 arrests reported by law enforcement agencies for driving under the influence during this year, a decrease of 6 percent compared to 2007.
- Adults accounted for 99 percent and juveniles accounted for 1 percent of the arrests.
- Males accounted for 70 percent and females 30 percent of the arrests.
- Eighty-five percent of total persons arrested in 2008 were white, 12 percent were black, 3 percent were other races.
- The Hispanic ethnic origin accounted for 19 percent of the arrests and 81 percent were non-Hispanic.

LIQUOR LAWS

Definition

Included in this category are state or local liquor law violations, with the exception of “driving under the influence.”

- There were 8,039 arrests reported by law enforcement agencies for liquor laws during this year, a decrease of 12 percent compared to 2007.
- Adults accounted for 67 percent and juveniles accounted for 33 percent of the arrests.
- Males accounted for 71 percent and females 29 percent of the arrests.
- Ninety percent of total persons arrested in 2008 were white, 8 percent were black, 2 percent were other races.
- The Hispanic ethnic origin accounted for 9 percent of the arrests and 91 percent were non-Hispanic.

DISORDERLY CONDUCT

Definition

In this category are placed all charges of committing a breach of the peace (disorderly person).

- There were 23,728 arrests reported by law enforcement agencies for disorderly conduct during this year, an increase of 2 percent compared to 2007.
- Adults accounted for 81 percent and juveniles accounted for 19 percent of the arrests.
- Males accounted for 79 percent and females 21 percent of the arrests.
- Sixty-one percent of total persons arrested in 2008 were white, 38 percent were black, 1 percent were other races.
- The Hispanic ethnic origin accounted for 16 percent of the arrests and 84 percent were non-Hispanic.

VAGRANCY

Definition

In this category are persons charged with vagabondage, begging, loitering, etc..

- There were 1,898 arrests reported by law enforcement agencies for Vagrancy during this year, an increase of 39 percent compared to 2007.
- Adults accounted for 98 percent and juveniles accounted for 2 percent of the arrests.
- Males accounted for 76 percent and females 24 percent of the arrests.
- Forty-eight percent of total persons arrested in 2008 were white, 51 percent were black, 1 percent were other races.
- The Hispanic ethnic origin accounted for 14 percent of the arrests and 86 percent were non-Hispanic.

ALL OTHER OFFENSES

Definition

Included in this category are all violations of state and local laws, except those offenses that can be categorized into one of the specific crime classifications previously mentioned.

- There were 164,490 arrests reported by law enforcement agencies for all other offenses during this year, an increase of 1 percent compared to 2007.
- Adults accounted for 95 percent and juveniles accounted for 5 percent of the arrests.
- Males accounted for 76 percent and females 24 percent of the arrests.
- Fifty-one percent of total persons arrested in 2008 were white, 48 percent were black, 1 percent were other races.
- The Hispanic ethnic origin accounted for 16 percent of the arrests and 84 percent were non-Hispanic.

CURFEW AND LOITERING LAW VIOLATIONS

Definition

In this category are juvenile arrests made for violations of local curfew or loitering ordinances.

- There were 4,747 arrests reported by law enforcement agencies for curfew and loitering law violations during this year, a decrease of 2 percent compared to 2007.
- Males accounted for 71 percent and females 29 percent of the arrests.
- Forty-four percent of total persons arrested in 2008 were white, 55 percent were black.
- The Hispanic ethnic origin accounted for 23 percent of the arrests and 77 percent were non-Hispanic.

RUNAWAYS

Definition

For Uniform Crime Reporting purposes, this category is limited to juveniles taken into protective custody, under provisions of local statutes, as runaways.

- There were 4,050 arrests reported by law enforcement agencies for runaways during this year, a decrease of 13 percent compared to 2007.
- Males accounted for 42 percent and females 58 percent of the arrests.
- Forty percent of total persons arrested in 2008 were white, 59 percent were black, 1 percent were other races.
- The Hispanic ethnic origin accounted for 27 percent of the arrests and 73 percent were non-Hispanic.