

# BORGATA HOTEL CASINO & SPA MONTHLY INTERNET GROSS REVENUE REPORT

FOR THE MONTH OF July, 2019

## INTERNET WIN - CURRENT MONTH

| Line<br>(a) | Type of Game<br>(b)    | Win<br>(c)   |
|-------------|------------------------|--------------|
| 1           | Peer-to-Peer Games     | \$ 444,810   |
| 2           | Other Authorized Games | \$ 5,920,701 |
| 3           | Total                  | \$ 6,365,511 |

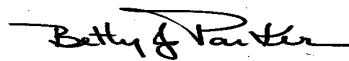
## TAX ON INTERNET GAMING GROSS REVENUE

|    |  |    |                   |
|----|--|----|-------------------|
| 4  | Year-to-Date Peer-to-Peer Games Win .....                    | \$ | <b>3,032,357</b>  |
| 5  | Year-to-Date Other Authorized Games Win .....                | \$ | 35,425,863        |
| 6  | Year-to-Date Total Internet Gaming Win .....                 | \$ | <b>38,458,220</b> |
| 7  | Adjustments .....  | \$ | <b>142,739</b>    |
| 8  | Year-To-Date Internet Gaming Gross Revenue .....             | \$ | <b>38,600,959</b> |
| 9  | Year-To-Date 15% Tax on Internet Gaming Gross Revenue .....  | \$ | <b>5,790,144</b>  |
| 10 | Less - Total Tax Paid in Prior Months.....                   | \$ | 4,826,667         |
| 11 | Total Tax Required for this Month (line 9 less line 10)..... | \$ | 963,477           |
| 12 | Promotional Gaming Credits Wagered for the Month - Internet  | \$ | 221,110           |

### WEB SITES REPORTING MONTHLY INTERNET GROSS REVENUE:

Borgata Casino.com  
 Borgata Poker.com  
 NJ.Party Poker.com  
 PalaCasino.com  
 playMGMcasino.com  
 playMGMpoker.com

Under penalties of perjury, I declare that I have examined this report, and to the best of my knowledge and belief, it is true and complete.



\_\_\_\_\_  
Betty Jean Parker

8/9/2019

\_\_\_\_\_  
DATE

\_\_\_\_\_  
Casino Controller 8038-11  
TITLE (LICENSE NUMBER)

# CAESARS INTERACTIVE ENTERTAINMENT MONTHLY INTERNET GROSS REVENUE REPORT

FOR THE MONTH OF JULY, 2019

## INTERNET WIN - CURRENT MONTH

| Line<br>(a) | Type of Game<br>(b)    |    | Win<br>(c) |
|-------------|------------------------|----|------------|
| 1           | Peer-to-Peer Games     | \$ | 815,836    |
| 2           | Other Authorized Games | \$ | 4,265,920  |
| 3           | Total                  | \$ | 5,081,756  |

## TAX ON INTERNET GAMING GROSS REVENUE

|    |  |    |            |
|----|--|----|------------|
| 4  | Year-to-Date Peer-to-Peer Games Win .....                    | \$ | 5,430,216  |
| 5  | Year-to-Date Other Authorized Games Win .....                |    | 27,661,861 |
| 6  | Year-to-Date Total Internet Gaming Win .....                 | \$ | 33,092,077 |
| 7  | Adjustments .....  | \$ | 67,721     |
| 8  | Year-To-Date Internet Gaming Gross Revenue .....             | \$ | 33,159,798 |
| 9  | Year-To-Date 15% Tax on Internet Gaming Gross Revenue .....  | \$ | 4,973,970  |
| 10 | Less - Total Tax Paid in Prior Months.....                   |    | 4,211,182  |
| 11 | Total Tax Required for this Month (line 9 less line 10)..... | \$ | 762,788    |
| 12 | Promotional Gaming Credits Wagered for the Month - Internet  | \$ | -          |

### WEB SITES REPORTING MONTHLY INTERNET GROSS REVENUE:

CaesarsCasino.com  
 HarrahsCasino.com  
 WSOP.com  
 888.com

Under penalties of perjury, I declare that I have examined this report, and to the best of my knowledge and belief, it is true and complete.



LUTHER GUELKER

8/9/2019

DATE

Accounting Director (009521-11)  
 TITLE (LICENSE NUMBER)

**Golden Nugget Atlantic City**  
**MONTHLY INTERNET GROSS REVENUE**  
**REPORT**  
**FOR THE MONTH OF JULY 2019**

**INTERNET WIN - CURRENT MONTH**

| Line<br>(a) | Type of Game<br>(b)    | Win<br>(c)    |
|-------------|------------------------|---------------|
| 1           | Peer-to-Peer Games     | \$ -          |
| 2           | Other Authorized Games | 14,895,411    |
| 3           | Total                  | \$ 14,895,411 |

**TAX ON INTERNET GAMING GROSS REVENUE**

|    |  |                      |
|----|--|----------------------|
| 4  | Year-to-Date Peer-to-Peer Games Win .....                    | \$ -                 |
| 5  | Year-to-Date Other Authorized Games Win .....                | 93,536,687           |
| 6  | Year-to-Date Total Internet Gaming Win .....                 | <b>\$ 93,536,687</b> |
| 7  | Adjustments .....  | <b>\$ 50,868</b>     |
| 8  | Year-To-Date Internet Gaming Gross Revenue .....             | <b>\$ 93,587,555</b> |
| 9  | Year-To-Date 15% Tax on Internet Gaming Gross Revenue .....  | <b>\$ 14,038,133</b> |
| 10 | Less - Total Tax Paid in Prior Months.....                   | 11,802,876           |
| 11 | Total Tax Required for this Month (line 9 less line 10)..... | \$ 2,235,257         |
| 12 | Promotional Gaming Credits Wagered for the Month - Internet  | \$ 1,786,721         |

**WEB SITES REPORTING MONTHLY INTERNET GROSS REVENUE:**

**www.goldennuggetcasino.com**  
**www.betfaircasino.com**  
**www.playsugarhouse.com**  
**www.nj.betamerica.com**

Under penalties of perjury, I declare that I have examined this report, and to the best of my knowledge and belief, it is true and complete.



\_\_\_\_\_  
Joanne McKensie

\_\_\_\_\_  
8/7/2019  
DATE

\_\_\_\_\_  
Director of Finance/Casino Controller (1231-11)  
TITLE (LICENSE NUMBER)

# HARD ROCK ATLANTIC CITY MONTHLY INTERNET GROSS REVENUE REPORT FOR THE MONTH OF JULY, 2019

## INTERNET WIN - CURRENT MONTH

| Line<br>(a) | Type of Game<br>(b)    | Win<br>(c)   |
|-------------|------------------------|--------------|
| 1           | Peer-to-Peer Games     | \$ -         |
| 2           | Other Authorized Games | \$ 1,903,443 |
| 3           | Total                  | \$ 1,903,443 |

## TAX ON INTERNET GAMING GROSS REVENUE

|    |  |                      |
|----|--|----------------------|
| 4  | Year-to-Date Peer-to-Peer Games Win .....                    | \$ -                 |
| 5  | Year-to-Date Other Authorized Games Win .....                | 12,319,897           |
| 6  | Year-to-Date Total Internet Gaming Win .....                 | <b>\$ 12,319,897</b> |
| 7  | Adjustments .....  | \$ -                 |
| 8  | Year-To-Date Internet Gaming Gross Revenue .....             | <b>\$ 12,319,897</b> |
| 9  | Year-To-Date 15% Tax on Internet Gaming Gross Revenue .....  | <b>\$ 1,847,985</b>  |
| 10 | Less - Total Tax Paid in Prior Months.....                   | 1,562,468            |
| 11 | Total Tax Required for this Month (line 9 less line 10)..... | <b>\$ 285,517</b>    |
| 12 | Promotional Gaming Credits Wagered for the Month - Internet  | \$ -                 |

### WEB SITES REPORTING MONTHLY INTERNET GROSS REVENUE:

www.hardrockcasino.com

nj.unibet.com

Under penalties of perjury, I declare that I have examined this report, and to the best of my knowledge and belief, it is true and complete.



FRANK POLLOCK

August 7, 2019

DATE

CASINO CONTROLLER 9869-11

TITLE (LICENSE NUMBER)

# OCEAN CASINO RESORT MONTHLY INTERNET GROSS REVENUE REPORT FOR THE MONTH OF JULY, 2019

## INTERNET WIN - CURRENT MONTH

| Line<br>(a) | Type of Game<br>(b)    | Win<br>(c) |
|-------------|------------------------|------------|
| 1           | Peer-to-Peer Games     | \$ -       |
| 2           | Other Authorized Games | \$ 382,483 |
| 3           | Total                  | \$ 382,483 |

## TAX ON INTERNET GAMING GROSS REVENUE

|    |  |    |                  |
|----|--|----|------------------|
| 4  | Year-to-Date Peer-to-Peer Games Win .....                    | \$ | -                |
| 5  | Year-to-Date Other Authorized Games Win .....                |    | 3,035,982        |
| 6  | Year-to-Date Total Internet Gaming Win .....                 | \$ | <b>3,035,982</b> |
| 7  | Adjustments .....  | \$ | <b>2,558</b>     |
| 8  | Year-To-Date Internet Gaming Gross Revenue .....             | \$ | <b>3,038,540</b> |
| 9  | Year-To-Date 15% Tax on Internet Gaming Gross Revenue .....  | \$ | <b>455,781</b>   |
| 10 | Less - Total Tax Paid in Prior Months.....                   |    | 398,367          |
| 11 | Total Tax Required for this Month (line 9 less line 10)..... | \$ | 57,414           |
| 12 | Promotional Gaming Credits Wagered for the Month - Internet  | \$ | 23,464           |

## WEB SITES REPORTING MONTHLY INTERNET GROSS REVENUE:

oceanonlinecasino.com

Under penalties of perjury, I declare that I have examined this report, and to the best of my knowledge and belief, it is true and complete.



\_\_\_\_\_  
Marco Diana

8/5/2019

\_\_\_\_\_  
DATE

\_\_\_\_\_  
Internet Gaming Manager (10138-11)  
TITLE (LICENSE NUMBER)

# RESORTS DIGITAL GAMING, LLC MONTHLY INTERNET GROSS REVENUE REPORT

FOR THE MONTH OF JULY, 2019

## INTERNET WIN - CURRENT MONTH

| Line<br>(a) | Type of Game<br>(b)    | Win<br>(c)   |
|-------------|------------------------|--------------|
| 1           | Peer-to-Peer Games     | \$ 626,272   |
| 2           | Other Authorized Games | \$ 6,242,540 |
| 3           | Total                  | \$ 6,868,812 |


## TAX ON INTERNET GAMING GROSS REVENUE

|    |  |    |                   |
|----|--|----|-------------------|
| 4  | Year-to-Date Peer-to-Peer Games Win .....                    | \$ | <u>4,257,509</u>  |
| 5  | Year-to-Date Other Authorized Games Win .....                |    | <u>46,224,177</u> |
| 6  | Year-to-Date Total Internet Gaming Win .....                 | \$ | <u>50,481,686</u> |
| 7  | Adjustments .....  | \$ | <u>(38,436)</u>   |
| 8  | Year-To-Date Internet Gaming Gross Revenue .....             | \$ | <u>50,443,250</u> |
| 9  | Year-To-Date 15% Tax on Internet Gaming Gross Revenue .....  | \$ | <u>7,566,488</u>  |
| 10 | Less - Total Tax Paid in Prior Months.....                   | \$ | <u>6,536,166</u>  |
| 11 | Total Tax Required for this Month (line 9 less line 10)..... | \$ | <u>1,030,322</u>  |
| 12 | Promotional Gaming Credits Wagered for the Month - Internet  | \$ | <u>-</u>          |

## WEB SITES REPORTING MONTHLY INTERNET GROSS REVENUE:

www.ResortsCasino.com  
 www.MoheganSunCasino.com  
 www.PokerStarsNJ.com  
 www.DraftKings.com

Under penalties of perjury, I declare that I have examined this report, and to the best of my knowledge and belief, it is true and complete.



\_\_\_\_\_  
Jeff Bohrer

\_\_\_\_\_  
8/09/2019

DATE

\_\_\_\_\_  
Director Operational Accounting 7488-11  
TITLE (LICENSE NUMBER)

**TROPICANA CASINO & RESORT  
MONTHLY INTERNET GROSS REVENUE  
REPORT  
FOR THE MONTH OF JULY, 2019**

**INTERNET WIN - CURRENT MONTH**

| Line<br>(a) | Type of Game<br>(b)    | Win<br>(c)   |
|-------------|------------------------|--------------|
| 1           | Peer-to-Peer Games     | \$ -         |
| 2           | Other Authorized Games | \$ 3,818,315 |
| 3           | Total                  | \$ 3,818,315 |

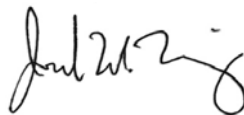
**TAX ON INTERNET GAMING GROSS REVENUE**

|    |  |                      |
|----|--|----------------------|
| 4  | Year-to-Date Peer-to-Peer Games Win .....                    | \$ -                 |
| 5  | Year-to-Date Other Authorized Games Win .....                | 25,850,497           |
| 6  | Year-to-Date Total Internet Gaming Win .....                 | <b>\$ 25,850,497</b> |
| 7  | Adjustments .....  | \$ -                 |
| 8  | Year-To-Date Internet Gaming Gross Revenue .....             | <b>\$ 25,850,497</b> |
| 9  | Year-To-Date 15% Tax on Internet Gaming Gross Revenue .....  | <b>\$ 3,877,575</b>  |
| 10 | Less - Total Tax Paid in Prior Months.....                   | 3,304,827            |
| 11 | Total Tax Required for this Month (line 9 less line 10)..... | <b>\$ 572,748</b>    |
| 12 | Promotional Gaming Credits Wagered for the Month - Internet  | <b>\$ 559,157</b>    |

**WEB SITES REPORTING MONTHLY INTERNET GROSS REVENUE:**

www.TropicanaCasino.com  
www.Virgincasino.com

Under penalties of perjury, I declare that I have examined this report, and to the best of my knowledge and belief, it is true and complete.



\_\_\_\_\_  
Joseph Uhing

August 8, 2019  
\_\_\_\_\_  
DATE

\_\_\_\_\_  
Casino Controller 2835-11  
TITLE (LICENSE NUMBER)