

PREMIER ENT AC, LLC DBA BALLY'S ATLANTIC CITY

MONTHLY INTERNET GAMING GROSS REVENUE REPORT

FOR THE MONTH OF DECEMBER 2024

INTERNET GAMING WIN - CURRENT MONTH

Line	Type of Game	Win
1	Peer-to-Peer Games	\$ -
2	Other Authorized Games	8,949,948
3	Total	8,949,948

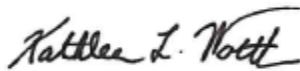
TAX ON INTERNET GAMING GROSS REVENUE

4	Year-to-Date Peer-to-Peer Games Win	\$ -
5	Year-to-Date Other Authorized Games Win	109,866,310
6	Year-to-Date Total Internet Gaming Win	109,866,310
7	Adjustments	29,214
8	Year-To-Date Internet Gaming Gross Revenue	109,895,524
9	Year-To-Date 15% Tax on Internet Gaming Gross Revenue	16,484,329
10	Less - Total Tax Paid in Prior Months	15,141,837
11	Total Tax Required for this Month (line 9 less line 10)	1,342,492

12	Promotional Gaming Credits Wagered for the Month - Internet	\$ -
----	---	------

FORM MAY NOT FOOT DUE TO ROUNDING

Under penalties of perjury, I declare that I have examined this report, and to the best of my knowledge and belief, it is true and complete.



Kathleen Worth

01/08/25

Date

Operation Controller (6896-11)

Title and License Number

PREMIER ENT AC, LLC DBA BALLY'S ATLANTIC CITY
MONTHLY INTERNET GAMING GROSS REVENUE SKIN DETAIL REPORT
FOR THE MONTH OF DECEMBER 2024

INTERNET GAMING WIN - CURRENT MONTH

Line	Type of Game	PointsBet Win	Bally Bet Win	Monopoly Win	BetFanatics Win	Win	Total Win
1	Peer-to-Peer Games	\$ -	\$ -	\$ -	\$ -	\$ -	\$ -
2	Other Authorized Games	-	4,464,780	953,868	3,531,300	-	8,949,948
3	Total	-	4,464,780	953,868	3,531,300	-	8,949,948

INTERNET GAMING WIN - YEAR TO DATE

4	Year-to-Date Peer-to-Peer Games Win	\$ -	\$ -	\$ -	\$ -	\$ -	\$ -
5	Year-to-Date Other Authorized Games Win	3,951,292	65,656,659	17,953,022	22,305,337	-	109,866,310
6	Year-to-Date Total Internet Gaming Win	3,951,292	65,656,659	17,953,022	22,305,337	-	109,866,310

BORGATA HOTEL CASINO & SPA

MONTHLY INTERNET GAMING GROSS REVENUE REPORT

FOR THE MONTH OF DECEMBER 2024

INTERNET GAMING WIN - CURRENT MONTH

Line	Type of Game	Win
1	Peer-to-Peer Games	\$ 1,111,208
2	Other Authorized Games	52,094,932
3	Total	53,206,140


TAX ON INTERNET GAMING GROSS REVENUE

4	Year-to-Date Peer-to-Peer Games Win	\$ 10,288,366
5	Year-to-Date Other Authorized Games Win	539,333,574
6	Year-to-Date Total Internet Gaming Win	549,621,940
7	Adjustments	827,515
8	Year-To-Date Internet Gaming Gross Revenue	550,449,455
9	Year-To-Date 15% Tax on Internet Gaming Gross Revenue	82,567,419
10	Less - Total Tax Paid in Prior Months	74,577,425
11	Total Tax Required for this Month (line 9 less line 10)	7,989,994

12	Promotional Gaming Credits Wagered for the Month - Internet	\$ 3,350,062
----	---	--------------

FORM MAY NOT FOOT DUE TO ROUNDING

Under penalties of perjury, I declare that I have examined this report, and to the best of my knowledge and belief, it is true and complete.



Noelle McManus

01/03/25

Date

Casino Controller 9751-11

Title and License Number

BORGATA HOTEL CASINO & SPA
MONTHLY INTERNET GAMING GROSS REVENUE SKIN DETAIL REPORT
FOR THE MONTH OF DECEMBER 2024

INTERNET GAMING WIN - CURRENT MONTH

Line	Type of Game	Borgata Win	BetMGM Win	Party Poker Win	Pala/Stardust Win	Wheel of Fortune Win	Total Win
1	Peer-to-Peer Games	\$ 415,246	\$ 501,736	\$ 194,226	\$ -	\$ -	\$ 1,111,208
2	Other Authorized Games	21,080,401	28,139,449	964,242	1,075,166	835,674	52,094,932
3	Total	21,495,647	28,641,185	1,158,468	1,075,166	835,674	53,206,140

INTERNET GAMING WIN - YEAR TO DATE

4	Year-to-Date Peer-to-Peer Games Win	\$ 4,055,583	\$ 4,218,671	\$ 2,014,112	\$ -	\$ -	\$ 10,288,366
5	Year-to-Date Other Authorized Games Win	219,991,973	283,470,858	16,679,471	10,986,864	8,204,408	539,333,574
6	Year-to-Date Total Internet Gaming Win	224,047,556	287,689,529	18,693,583	10,986,864	8,204,408	549,621,940

GOLDEN NUGGET ATLANTIC CITY

MONTHLY INTERNET GAMING GROSS REVENUE REPORT

FOR THE MONTH OF DECEMBER 2024

INTERNET GAMING WIN - CURRENT MONTH

Line	Type of Game	Win
1	Peer-to-Peer Games	\$ -
2	Other Authorized Games	66,213,360
3	Total	66,213,360


TAX ON INTERNET GAMING GROSS REVENUE

4	Year-to-Date Peer-to-Peer Games Win	\$ -
5	Year-to-Date Other Authorized Games Win	688,855,231
6	Year-to-Date Total Internet Gaming Win	688,855,231
7	Adjustments	(391,271)
8	Year-To-Date Internet Gaming Gross Revenue	688,463,960
9	Year-To-Date 15% Tax on Internet Gaming Gross Revenue	103,269,595
10	Less - Total Tax Paid in Prior Months	93,379,326
11	Total Tax Required for this Month (line 9 less line 10)	9,890,269

12	Promotional Gaming Credits Wagered for the Month - Internet	\$ 9,424,621
----	---	--------------

FORM MAY NOT FOOT DUE TO ROUNDING

Under penalties of perjury, I declare that I have examined this report, and to the best of my knowledge and belief, it is true and complete.



Henil Patel

01/08/25

Date

Executive Director, iGaming Compliance/Acct - 010596-11

Title and License Number

GOLDEN NUGGET ATLANTIC CITY
MONTHLY INTERNET GAMING GROSS REVENUE SKIN DETAIL REPORT
FOR THE MONTH OF DECEMBER 2024

INTERNET GAMING WIN - CURRENT MONTH

Line	Type of Game	Golden Nugget Online Gaming Win	FanDuel Win	BetRivers Win	Betway Win	Jackpot City Win	Total Win
1	Peer-to-Peer Games	\$ -	\$ -	\$ -	\$ -	\$ -	\$ -
2	Other Authorized Games	5,924,842	50,098,805	8,024,219	1,007,366	1,158,128	66,213,360
3	Total	5,924,842	50,098,805	8,024,219	1,007,366	1,158,128	66,213,360

INTERNET GAMING WIN - YEAR TO DATE

4	Year-to-Date Peer-to-Peer Games Win	\$ -	\$ -	\$ -	\$ -	\$ -	\$ -
5	Year-to-Date Other Authorized Games Win	90,950,423	506,594,954	80,724,021	5,359,176	5,226,657	688,855,231
6	Year-to-Date Total Internet Gaming Win	90,950,423	506,594,954	80,724,021	5,359,176	5,226,657	688,855,231

HARD ROCK ATLANTIC CITY

MONTHLY INTERNET GAMING GROSS REVENUE REPORT

FOR THE MONTH OF DECEMBER 2024

INTERNET GAMING WIN - CURRENT MONTH

Line	Type of Game	Win
1	Peer-to-Peer Games	\$ -
2	Other Authorized Games	12,862,703
3	Total	12,862,703

TAX ON INTERNET GAMING GROSS REVENUE

4	Year-to-Date Peer-to-Peer Games Win	\$ -
5	Year-to-Date Other Authorized Games Win	133,343,801
6	Year-to-Date Total Internet Gaming Win	133,343,801
7	Adjustments	-
8	Year-To-Date Internet Gaming Gross Revenue	133,343,801
9	Year-To-Date 15% Tax on Internet Gaming Gross Revenue	20,001,571
10	Less - Total Tax Paid in Prior Months	18,072,165
11	Total Tax Required for this Month (line 9 less line 10)	1,929,406

12	Promotional Gaming Credits Wagered for the Month - Internet	\$ -
----	---	------

FORM MAY NOT FOOT DUE TO ROUNDING

Under penalties of perjury, I declare that I have examined this report, and to the best of my knowledge and belief, it is true and complete.

Hetal Mistry

HETAL MISTRY

01/07/25

Date

Casino Controller 10465-11

Title and License Number

HARD ROCK ATLANTIC CITY
MONTHLY INTERNET GAMING GROSS REVENUE SKIN DETAIL REPORT
FOR THE MONTH OF DECEMBER 2024

INTERNET GAMING WIN - CURRENT MONTH

Line	Type of Game	Hard Rock Bet Win	Bet365 Win	Unibet Win	Win	Win	Total Win
1	Peer-to-Peer Games	\$ -	\$ -	\$ -	\$ -	\$ -	\$ -
2	Other Authorized Games	11,067,212	1,795,491	-	-	-	12,862,703
3	Total	11,067,212	1,795,491	-	-	-	12,862,703

INTERNET GAMING WIN - YEAR TO DATE

4	Year-to-Date Peer-to-Peer Games Win	\$ -	\$ -	\$ -	\$ -	\$ -	\$ -
5	Year-to-Date Other Authorized Games Win	115,511,377	16,913,780	918,644	-	-	133,343,801
6	Year-to-Date Total Internet Gaming Win	115,511,377	16,913,780	918,644	-	-	133,343,801

**CAESARS INTERACTIVE ENTERTAINMENT NEW JERSEY
(AFFILIATE OF HARRAH'S ATLANTIC CITY)
MONTHLY INTERNET GAMING GROSS REVENUE REPORT
FOR THE MONTH OF DECEMBER 2024**

INTERNET GAMING WIN - CURRENT MONTH

Line	Type of Game	Win
1	Peer-to-Peer Games	\$ -
2	Other Authorized Games	1,444,650
3	Total	1,444,650

TAX ON INTERNET GAMING GROSS REVENUE

4	Year-to-Date Peer-to-Peer Games Win	\$ -
5	Year-to-Date Other Authorized Games Win	15,469,428
6	Year-to-Date Total Internet Gaming Win	15,469,428
7	Adjustments	32,622
8	Year-To-Date Internet Gaming Gross Revenue	15,502,050
9	Year-To-Date 15% Tax on Internet Gaming Gross Revenue	2,325,308
10	Less - Total Tax Paid in Prior Months	2,103,717
11	Total Tax Required for this Month (line 9 less line 10)	221,591

12	Promotional Gaming Credits Wagered for the Month - Internet	\$ -
----	---	------

FORM MAY NOT FOOT DUE TO ROUNDING

Under penalties of perjury, I declare that I have examined this report, and to the best of my knowledge and belief, it is true and complete.

Cheryl Francese

Cheryl Francese

Vice President of Finance Caesars Digital (#010834-11)

Title and License Number

01/09/25

Date

CAESARS INTERACTIVE ENTERTAINMENT NEW JERSEY
(AFFILIATE OF HARRAH'S ATLANTIC CITY)
MONTHLY INTERNET GAMING GROSS REVENUE SKIN DETAIL REPORT
FOR THE MONTH OF DECEMBER 2024

INTERNET GAMING WIN - CURRENT MONTH

Line	Type of Game	Jackpocket Win	Win	Win	Win	Win	Total Win
1	Peer-to-Peer Games	\$ -	\$ -	\$ -	\$ -	\$ -	\$ -
2	Other Authorized Games	1,444,650	-	-	-	-	1,444,650
3	Total	1,444,650	-	-	-	-	1,444,650

INTERNET GAMING WIN - YEAR TO DATE

4	Year-to-Date Peer-to-Peer Games Win	\$ -	\$ -	\$ -	\$ -	\$ -	\$ -
5	Year-to-Date Other Authorized Games Win	15,469,428	-	-	-	-	15,469,428
6	Year-to-Date Total Internet Gaming Win	15,469,428	-	-	-	-	15,469,428

OCEAN CASINO RESORT

MONTHLY INTERNET GAMING GROSS REVENUE REPORT

FOR THE MONTH OF DECEMBER 2024

INTERNET GAMING WIN - CURRENT MONTH

Line	Type of Game	Win
1	Peer-to-Peer Games	\$ -
2	Other Authorized Games	5,607,461
3	Total	5,607,461

TAX ON INTERNET GAMING GROSS REVENUE

4	Year-to-Date Peer-to-Peer Games Win	\$ -
5	Year-to-Date Other Authorized Games Win	70,777,485
6	Year-to-Date Total Internet Gaming Win	70,777,485
7	Adjustments	139,870
8	Year-To-Date Internet Gaming Gross Revenue	70,917,355
9	Year-To-Date 15% Tax on Internet Gaming Gross Revenue	10,637,603
10	Less - Total Tax Paid in Prior Months	9,801,896
11	Total Tax Required for this Month (line 9 less line 10)	835,707

12	Promotional Gaming Credits Wagered for the Month - Internet	\$ 48,165
----	---	-----------

FORM MAY NOT FOOT DUE TO ROUNDING

Under penalties of perjury, I declare that I have examined this report, and to the best of my knowledge and belief, it is true and complete.



Frank Pollock

01/09/25

Date

Casino Accounting Controller 9869-11

Title and License Number

OCEAN CASINO RESORT
MONTHLY INTERNET GAMING GROSS REVENUE SKIN DETAIL REPORT
FOR THE MONTH OF DECEMBER 2024

INTERNET GAMING WIN - CURRENT MONTH

Line	Type of Game	OCEAN Win	PARX Win	TIPICO Win	PLAYSTAR Win	Win	Total Win
1	Peer-to-Peer Games	\$ -	\$ -	\$ -	\$ -	\$ -	\$ -
2	Other Authorized Games	1,861,231	1,222,630	-	2,523,600	-	5,607,461
3	Total	1,861,231	1,222,630	-	2,523,600	-	5,607,461

INTERNET GAMING WIN - YEAR TO DATE

4	Year-to-Date Peer-to-Peer Games Win	\$ -	\$ -	\$ -	\$ -	\$ -	\$ -
5	Year-to-Date Other Authorized Games Win	23,747,404	13,832,049	6,892,222	26,305,810	-	70,777,485
6	Year-to-Date Total Internet Gaming Win	23,747,404	13,832,049	6,892,222	26,305,810	-	70,777,485

RESORTS CASINO HOTEL (DGMB CASINO, LLC.)

MONTHLY INTERNET GAMING GROSS REVENUE REPORT

FOR THE MONTH OF DECEMBER 2024

INTERNET GAMING WIN - CURRENT MONTH

Line	Type of Game	Win
1	Peer-to-Peer Games	\$ 684,908
2	Other Authorized Games	57,756,712
3	Total	58,441,620

TAX ON INTERNET GAMING GROSS REVENUE

4	Year-to-Date Peer-to-Peer Games Win	\$ 8,868,652
5	Year-to-Date Other Authorized Games Win	595,981,490
6	Year-to-Date Total Internet Gaming Win	604,850,142
7	Adjustments	1,550,077
8	Year-To-Date Internet Gaming Gross Revenue	606,400,219
9	Year-To-Date 15% Tax on Internet Gaming Gross Revenue	90,960,032
10	Less - Total Tax Paid in Prior Months	82,209,965
11	Total Tax Required for this Month (line 9 less line 10)	8,750,067

12	Promotional Gaming Credits Wagered for the Month - Internet	\$ 7,523,259
----	---	--------------

FORM MAY NOT FOOT DUE TO ROUNDING

Under penalties of perjury, I declare that I have examined this report, and to the best of my knowledge and belief, it is true and complete.



Chris Renna

01/09/25

Date

DIRECTOR OF INTERNET GAMING/IGM 010987-11

Title and License Number

RESORTS CASINO HOTEL (DGMB CASINO, LLC.)
MONTHLY INTERNET GAMING GROSS REVENUE SKIN DETAIL REPORT
FOR THE MONTH OF DECEMBER 2024

INTERNET GAMING WIN - CURRENT MONTH

Line	Type of Game	Resorts Casino Win	Mohegan Sun Win	PokerStars Win	DraftKings Win	ESPNbet Win	Total Win
1	Peer-to-Peer Games	\$ -	\$ -	\$ 684,908	\$ -	\$ -	\$ 684,908
2	Other Authorized Games	1,839,106	1,171,598	707,868	51,260,045	2,778,095	57,756,712
3	Total	1,839,106	1,171,598	1,392,776	51,260,045	2,778,095	58,441,620

INTERNET GAMING WIN - YEAR TO DATE

4	Year-to-Date Peer-to-Peer Games Win	\$ -	\$ -	\$ 8,868,652	\$ -	\$ -	\$ 8,868,652
5	Year-to-Date Other Authorized Games Win	23,779,761	12,690,524	7,531,886	514,952,830	37,026,489	595,981,490
6	Year-to-Date Total Internet Gaming Win	23,779,761	12,690,524	16,400,538	514,952,830	37,026,489	604,850,142

**CAESARS INTERACTIVE ENTERTAINMENT NEW JERSEY
(AFFILIATE OF TROPICANA CASINO AND RESORT)
MONTHLY INTERNET GAMING GROSS REVENUE REPORT
FOR THE MONTH OF DECEMBER 2024**

INTERNET GAMING WIN - CURRENT MONTH

Line	Type of Game	Win
1	Peer-to-Peer Games	\$ 641,842
2	Other Authorized Games	20,643,164
3	Total	21,285,006

TAX ON INTERNET GAMING GROSS REVENUE

4	Year-to-Date Peer-to-Peer Games Win	\$ 7,180,895
5	Year-to-Date Other Authorized Games Win	188,414,300
6	Year-to-Date Total Internet Gaming Win	195,595,195
7	Adjustments	(457,177)
8	Year-To-Date Internet Gaming Gross Revenue	195,138,018
9	Year-To-Date 15% Tax on Internet Gaming Gross Revenue	29,270,703
10	Less - Total Tax Paid in Prior Months	26,088,128
11	Total Tax Required for this Month (line 9 less line 10)	3,182,575
12	Promotional Gaming Credits Wagered for the Month - Internet	\$ -

FORM MAY NOT FOOT DUE TO ROUNDING

Under penalties of perjury, I declare that I have examined this report, and to the best of my knowledge and belief, it is true and complete.

Cheryl Francese

Cheryl Francese

Vice President of Finance Caesars Digital (#010834-11)

Title and License Number

01/09/25

Date

**CAESARS INTERACTIVE ENTERTAINMENT NEW JERSEY
(AFFILIATE OF TROPICANA CASINO AND RESORT)
MONTHLY INTERNET GAMING GROSS REVENUE SKIN DETAIL REPORT
FOR THE MONTH OF DECEMBER 2024**

INTERNET GAMING WIN - CURRENT MONTH

Line	Type of Game	Caesars Palace Win	Tropicana Casino Win	Harrah's Casino Win	WSOP Win	Win	Total Win
1	Peer-to-Peer Games	\$ -	\$ -	\$ -	\$ 641,842	\$ -	\$ 641,842
2	Other Authorized Games	16,777,345	2,494,296	1,007,726	363,797	-	20,643,164
3	Total	16,777,345	2,494,296	1,007,726	1,005,639	-	21,285,006

INTERNET GAMING WIN - YEAR TO DATE

4	Year-to-Date Peer-to-Peer Games Win	\$ -	\$ -	\$ -	\$ 7,180,895	\$ -	\$ 7,180,895
5	Year-to-Date Other Authorized Games Win	153,284,503	22,808,025	9,210,395	3,111,377	-	188,414,300
6	Year-to-Date Total Internet Gaming Win	153,284,503	22,808,025	9,210,395	10,292,272	-	195,595,195